



US00D756797S

(12) **United States Design Patent**
Fine et al.

(10) **Patent No.:** **US D756,797 S**

(45) **Date of Patent:** **** May 24, 2016**

(54) **CONTAINER**

(56) **References Cited**

(71) Applicants: **Michael Jon Fine**, Ridgewood, NY (US); **Robert Efrain Mora**, Worthington, OH (US); **A. B. M. Bazlur Rashid**, Powell, OH (US); **Matthew L. Cleary**, Redding, CT (US); **Julia Balakrishnan**, Stamford, CT (US); **Nicholas John Korzendorfer**, Riverside, CT (US)

U.S. PATENT DOCUMENTS

D209,715 S *	12/1967	Ninesling	D9/539
D291,658 S *	9/1987	Klette	D9/504
D423,366 S *	4/2000	Gans	D9/541
D496,855 S *	10/2004	Trude	D9/543
D517,923 S *	3/2006	Iturriza	D9/502
D531,909 S *	11/2006	Keller	D9/538
D548,099 S *	8/2007	Holm	D9/544
D608,215 S *	1/2010	Hackl	D9/502
D609,570 S *	2/2010	Suchenski	D9/500
D663,215 S *	7/2012	Clay	D9/552
D684,065 S *	6/2013	Wiseman	D9/500
D696,119 S *	12/2013	Evans	D9/500
D701,773 S *	4/2014	Caporin	D9/516

(72) Inventors: **Michael Jon Fine**, Ridgewood, NY (US); **Robert Efrain Mora**, Worthington, OH (US); **A. B. M. Bazlur Rashid**, Powell, OH (US); **Matthew L. Cleary**, Redding, CT (US); **Julia Balakrishnan**, Stamford, CT (US); **Nicholas John Korzendorfer**, Riverside, CT (US)

* cited by examiner

Primary Examiner — Sandra Morris

(74) *Attorney, Agent, or Firm* — Finnegan, Henderson, Farabow, Garrett & Dunner, LLP

(73) Assignee: **Societe Des Produits Nestle S.A.**, Vevey (CH)

(**) Term: **14 Years**

(57) **CLAIM**

The ornamental design for a container, as shown and described.

(21) Appl. No.: **29/506,723**

(22) Filed: **Oct. 20, 2014**

(51) **LOC (10) Cl.** **09-01**

(52) **U.S. Cl.**

USPC **D9/652**; D9/500; D9/538; D9/550

(58) **Field of Classification Search**


USPC D3/270, 271.1–271.4; D7/514–520, D7/599, 604, 613, 619.2, 623, 628; D9/600, 652, 500, 502–505, 516, D9/537–546, 549–553, 556–557, D9/574–575; 206/457, 459.5, 527; 215/381–384, 400; 220/288
CPC B65D 5/4258; B65D 81/60; B65D 81/365; B65D 81/366; B65D 81/368; B65D 2203/00; B65D 2203/02

See application file for complete search history.

DESCRIPTION

FIG. 1 is a front perspective view of a container showing our new design;
FIG. 2 is a right side view and left side view thereof;
FIG. 3 is a front view and back view thereof;
FIG. 4 is a top view thereof; and,
FIG. 5 is a bottom view thereof.
The elements depicted in broken line segments of equal length form no part of the claimed design. The elements depicted in broken line segments of varying lengths illustrate the extent of the claimed design.

1 Claim, 4 Drawing Sheets






FIG. 1




FIG. 2




FIG. 3




FIG. 4

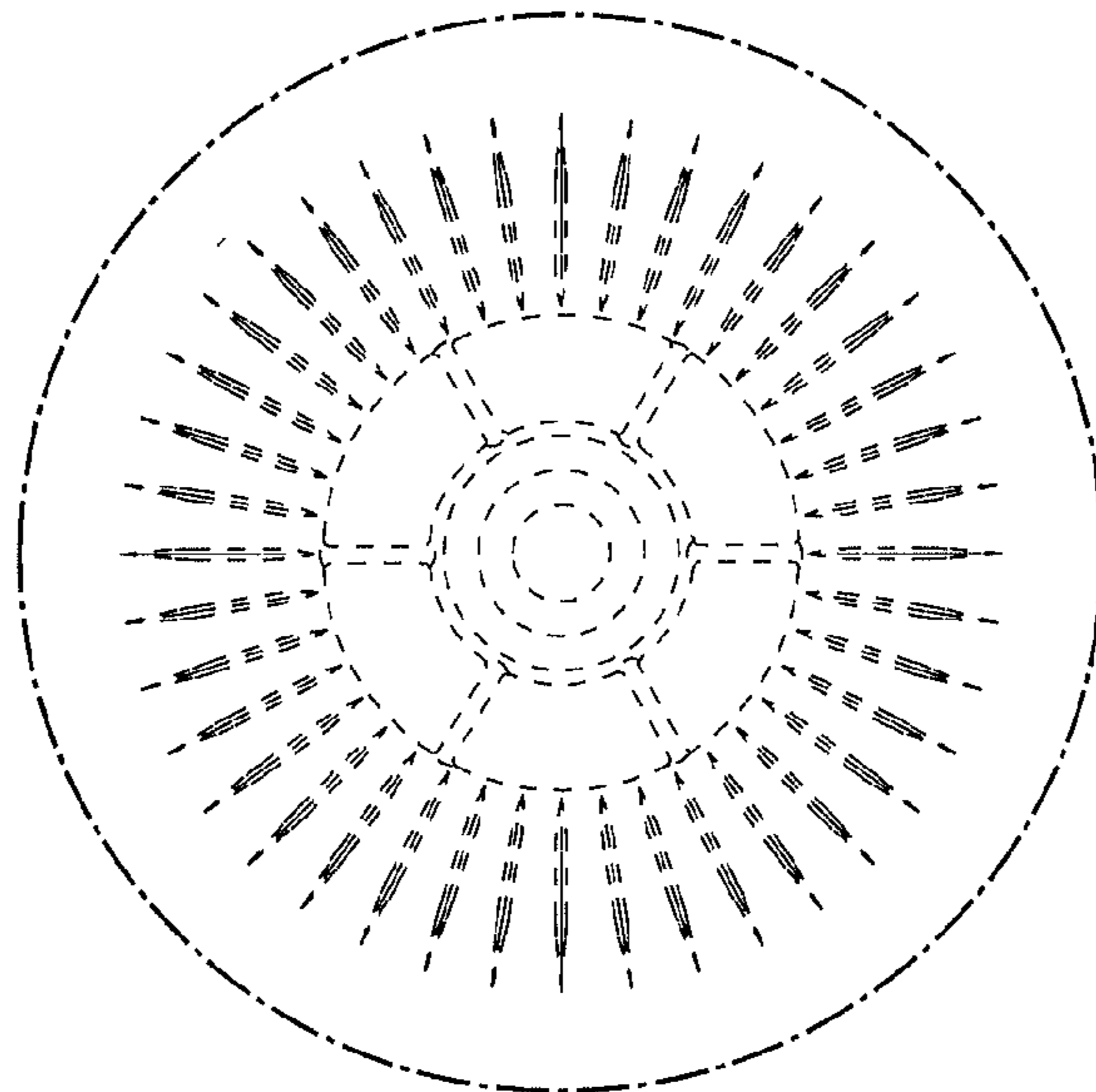


FIG. 5