

US00D756793S

(12) **United States Design Patent**  
**Macias Mejia et al.**

(10) **Patent No.:** **US D756,793 S**

(45) **Date of Patent:** **\*\* May 24, 2016**

(54) **CONTAINER**

(71) Applicant: **COLGATE-PALMOLIVE COMPANY**, New York, NY (US)

(72) Inventors: **Claudia Daniela Macias Mejia**, México DF (MX); **Kiat-Cheong Toh**, Forest Hills, NY (US); **Jorge Becerra**, México DF (MX); **Luis Rodolfo Arevalo Pliego**, Queretaro (MX); **John David Lamb**, Wiltshire (GB); **Corinne Elizabeth Ashbee**, Wiltshire (GB)

(73) Assignee: **Colgate-Palmolive Company**, New York, NY (US)

(\*\*) Term: **14 Years**

(21) Appl. No.: **29/500,712**

(22) Filed: **Aug. 27, 2014**

(51) **LOC (10) Cl.** ..... **09-01**

(52) **U.S. Cl.**  
USPC ..... **D9/529**

(58) **Field of Classification Search**  
USPC ..... D3/201, 202; D9/414, 435, 499, 516, D9/529, 530, 542, 543, 549, 574, 571, 575, D9/688-691, 772, 773, 776; D28/4, 7, 9, D28/73, 76, 85; 215/379, 381-385; 220/660, 669, 675  
CPC ..... B65D 3/00; B65D 3/04; B65D 35/22; B65D 81/3227; B65D 81/3283  
See application file for complete search history.

(56) **References Cited**

**U.S. PATENT DOCUMENTS**

D189,373 S 9/1959 Lerner  
D200,019 S 1/1965 Gould  
D234,250 S \* 2/1975 Holzaepfel ..... D9/540  
D403,242 S 12/1998 Edwards

D435,098 S 12/2000 Kemmis et al.  
D455,349 S 4/2002 Lloyd  
D458,141 S \* 6/2002 Crawford ..... D9/530  
D461,718 S 8/2002 Brozell  
D509,745 S \* 9/2005 Hill ..... D9/529  
D532,309 S 11/2006 Stolle  
D533,077 S 12/2006 Born et al.  
D542,141 S 5/2007 Okin et al.  
D545,682 S \* 7/2007 Mongeon ..... D9/435  
D548,602 S 8/2007 Escobosa et al.  
D555,003 S \* 11/2007 Perry ..... D9/516  
D556,586 S \* 12/2007 Mongeon ..... D9/435  
D568,162 S 5/2008 Mongeon et al.  
D573,890 S 7/2008 Mongeon et al.

(Continued)

**FOREIGN PATENT DOCUMENTS**

AR 68361 9/2000  
AR 70799 2/2003

(Continued)

*Primary Examiner* — Derrick Holland  
*Assistant Examiner* — Janice Lim


(57) **CLAIM**

The ornamental design for a container, as shown and described.

**DESCRIPTION**

FIG. 1 is a perspective view of a container, showing our new design;  
FIG. 2 is a front view thereof;  
FIG. 3 is a rear view thereof;  
FIG. 4 is a right side view thereof;  
FIG. 5 is a left side view thereof;  
FIG. 6 is a top plan view thereof; and,  
FIG. 7 is a bottom plan view thereof.  
The broken line portions of FIG. 7 are included to show unclaimed subject matter only and form no part of the claimed design.

**1 Claim, 5 Drawing Sheets**



(56)

**References Cited**

U.S. PATENT DOCUMENTS

D585,284 S	*	1/2009	Bridgman	.....	D9/522	AR	84877	12/2012
D585,289 S		1/2009	Toh			BR	DI 6502815-5	9/2005
D585,290 S		1/2009	Toh			BR	DI6503457-0	12/2005
D590,268 S		4/2009	Floyd et al.			BR	DI 6603109-5	11/2006
D606,867 S		12/2009	Fugate et al.			BR	D16703670-8	4/2008
D626,844 S		11/2010	Shi			BR	DI 6703669-4	4/2008
D632,963 S		2/2011	Hale et al.			BR	D16804054-7	9/2008
D650,686 S		12/2011	De Cleir et al.			BR	D16802759-3	9/2009
D651,905 S	*	1/2012	Bartolomei	.....	D9/538	BR	DI 6904655-7	12/2009
D652,307 S	*	1/2012	White	.....	D7/509	CL	200500181	1/2005
						CO	04-053088	6/2004
						CO	04-053089	6/2004
						MX	17098	2/2003
						MX	20094	4/2004
						MX	30590 B	4/2009
						MX	30978 B	4/2009

FOREIGN PATENT DOCUMENTS

AR	79194	4/2009
AR	79195	4/2009

\* cited by examiner



FIG. 1

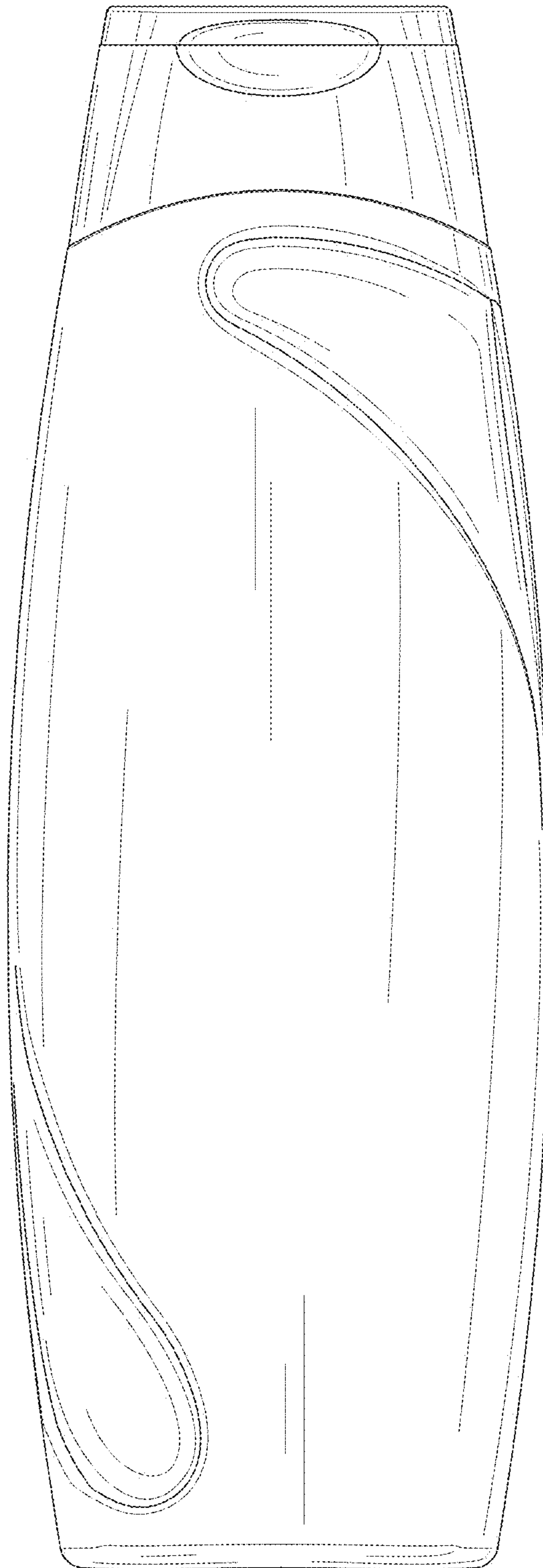


FIG. 2

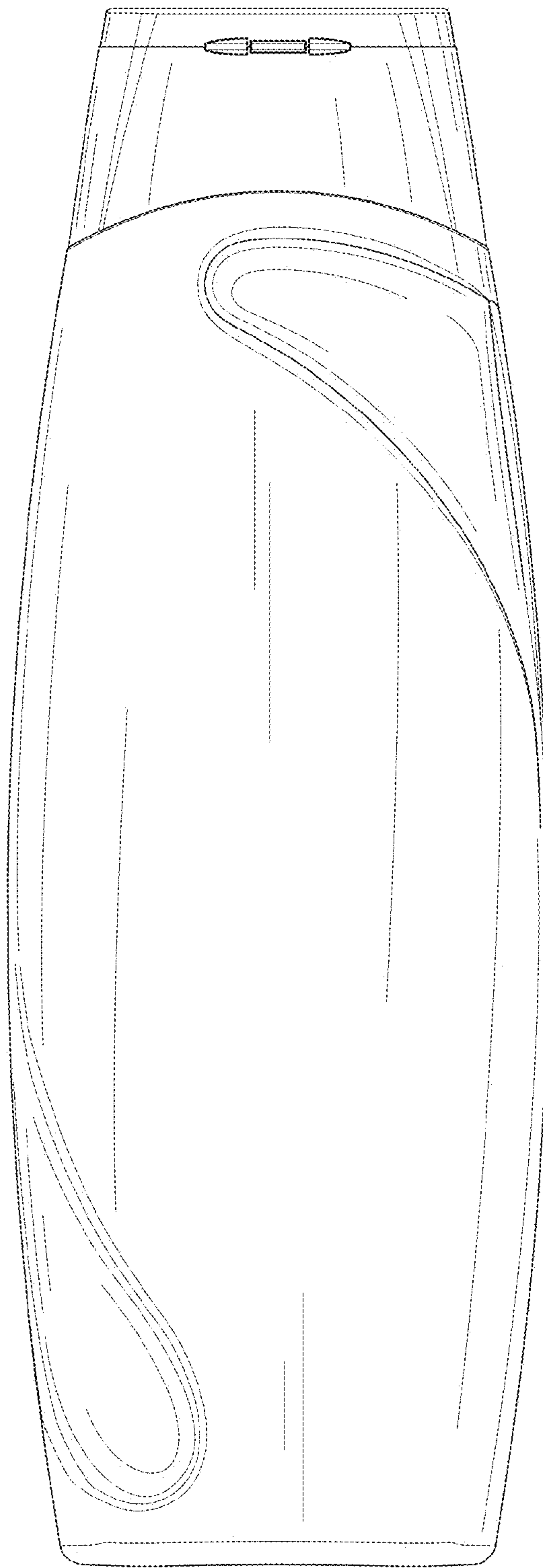


FIG. 3






FIG. 4




FIG. 5

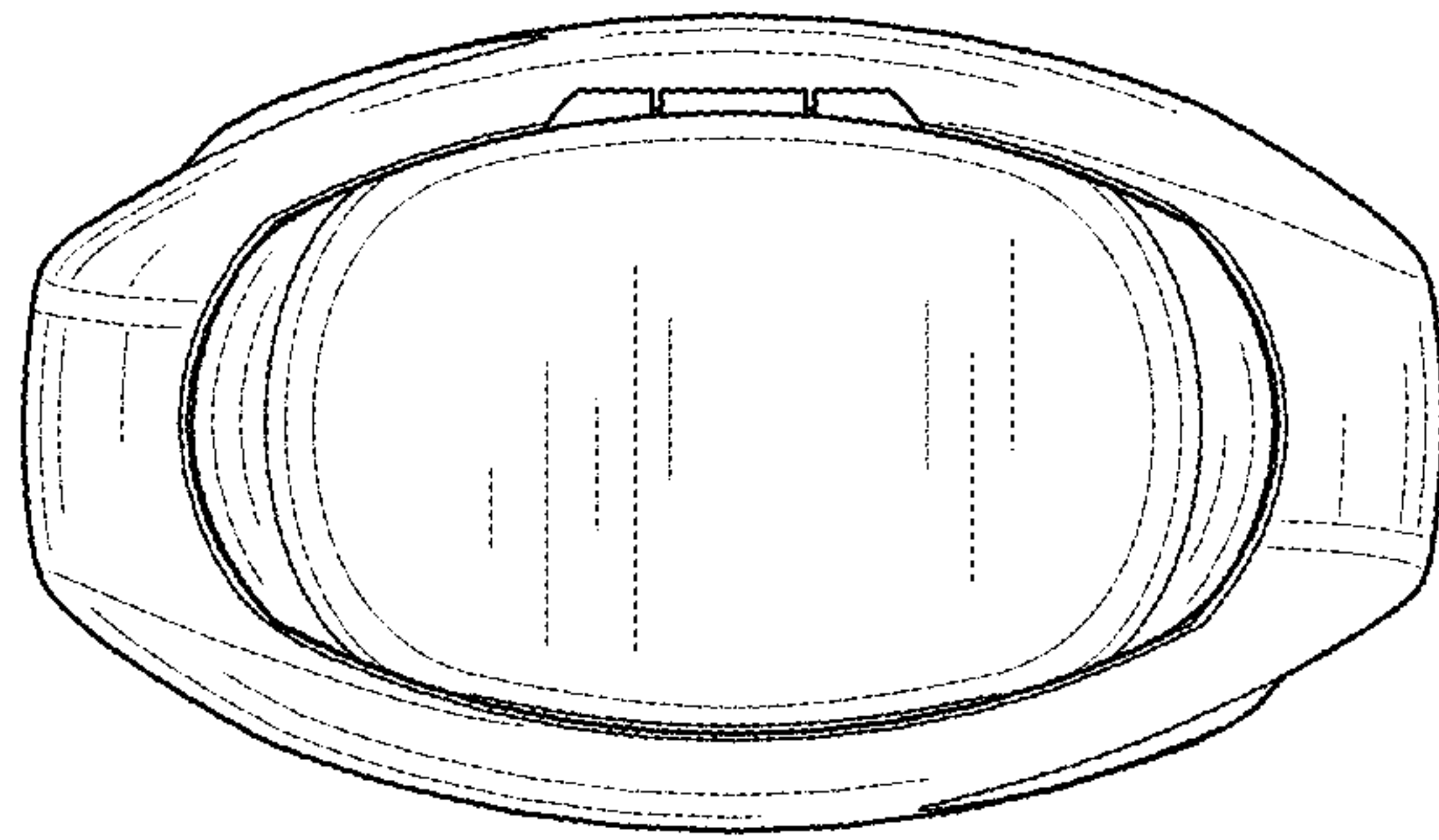


FIG. 6

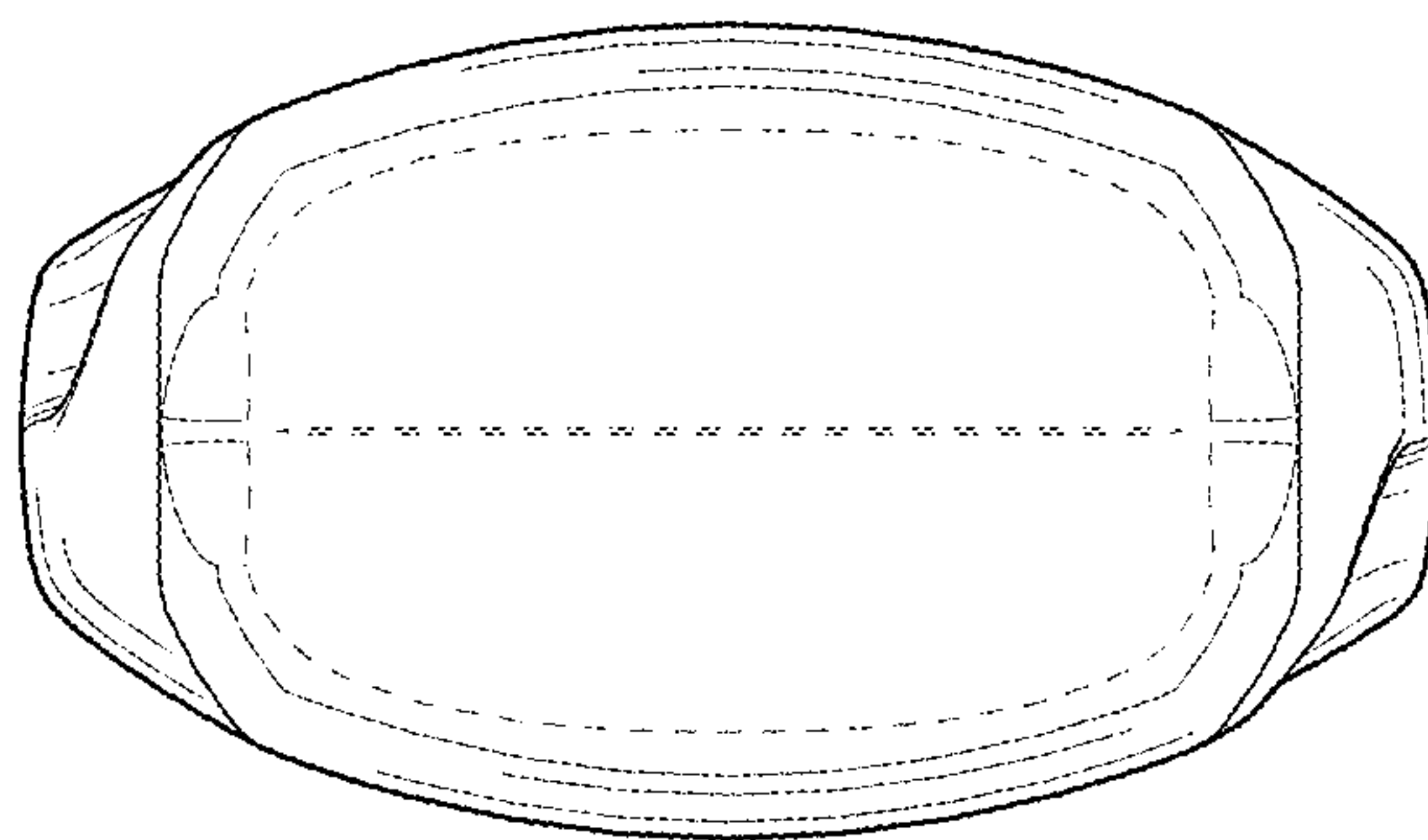


FIG. 7