



US00D756782S

(12) **United States Design Patent**
Kennedy et al.

(10) **Patent No.:** **US D756,782 S**
(45) **Date of Patent:** **** May 24, 2016**

(54) **PRODUCT DISPLAY DEVICE FOR AN EYEGLASS OR SUNGLASS RETAINER**

(71) Applicant: **COTTONWOOD APPAREL, LLC**,
Lakeland, FL (US)

(72) Inventors: **Chadwick Lee Kennedy**, Lakeland, FL (US); **James J. Battista, Jr.**, Orlando, FL (US)

(73) Assignee: **COTTONWOOD APPAREL, LLC**,
Lakeland, FL (US)

(**) Term: **14 Years**

(21) Appl. No.: **29/516,493**

(22) Filed: **Feb. 3, 2015**

(51) **LOC (10) Cl.** **09-03**

(52) **U.S. Cl.**
USPC **D9/457**; D9/414; D9/415

(58) **Field of Classification Search**
USPC D3/203.1-203.4, 211, 207, 904;
D7/213, 359, 387, 614, 615;
D9/414-418, 423, 435, 443, 448, 449,
D9/450, 439, 457, 652, 685, 686, 701, 722,
D9/732, 739, 756, 759; D19/1-12, 20-34;
D20/27, 40; D23/226, 368; D24/27,
D24/34, 99, 107; D27/173, 174;
40/124.01-124.13, 538, 584, 641,
40/642.02, 672, 673; 206/208, 210, 228,
206/232, 301, 352, 387.11, 471, 536, 540;
220/4.22-4.23, 23.88, 353-360
CPC B65D 5/00; B65D 5/001; B65D 5/0015;
B65D 5/0254; B65D 5/0045; B65D 5/18;
B65D 5/2033; B65D 5/38; B65D 5/40;
B65D 1/225; B65D 1/24; B65D 1/34; B65D
1/38

See application file for complete search history.

(56) **References Cited**
U.S. PATENT DOCUMENTS

1,267,052 A 5/1918 Burnett
1,574,083 A * 2/1926 Hamilton A47F 7/03
206/225

1,607,620 A 11/1926 Hansberger
2,626,713 A 1/1953 Peacock
D200,252 S 2/1965 Brown et al.
4,040,550 A 8/1977 Kleinert
4,172,521 A * 10/1979 Eubanks D05C 1/065
206/388
4,509,784 A * 4/1985 Vollers B67B 7/18
294/99.1

(Continued)

FOREIGN PATENT DOCUMENTS

DE 20215496 1/2003

OTHER PUBLICATIONS

Cottonwood Sunglass Strap: Site Visited Dec. 17, 2015. Available from Internet URL: <https://cottonwoodstore.com/the-cottonwood-sunglass-strap-is-here/>.*

Primary Examiner — Sheryl Lane

Assistant Examiner — Catherine Posthauer

(74) *Attorney, Agent, or Firm* — Robert L. Wolter; Beusse, Wolter, Sanks & Maire, PLLC

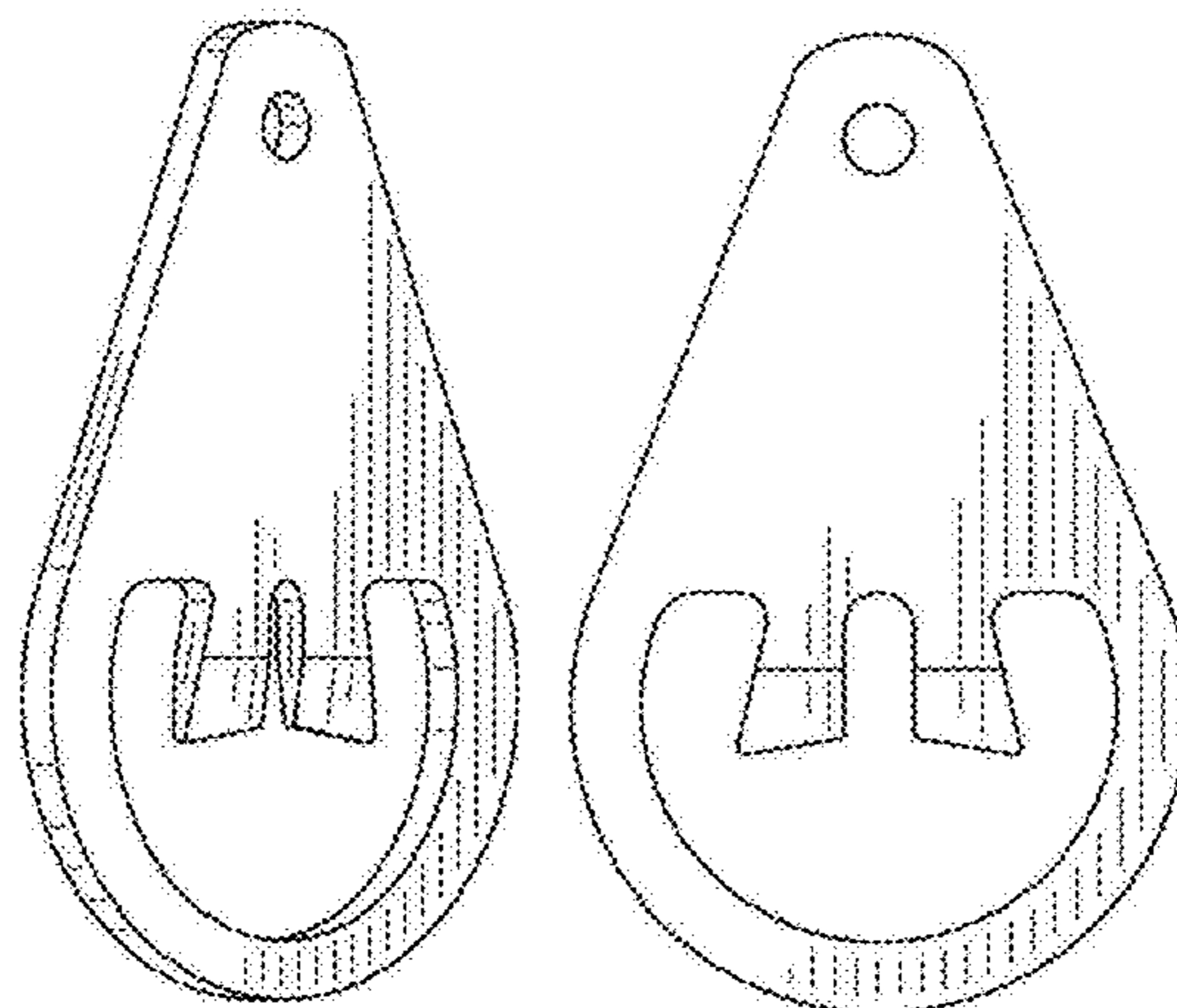
(57) **CLAIM**

The ornamental design of a product display device for an eyeglass or sunglass retainer, as shown and described.

DESCRIPTION

FIG. 1 is a front perspective view of a product display device for an eyeglass or sunglass retainer in accordance with the present invention;
FIG. 2 is a rear perspective view thereof;
FIG. 3 is a front view thereof;
FIG. 4 is a rear view thereof;
FIG. 5 is a top view thereof;
FIG. 6 is a bottom view thereof;
FIG. 7 is a right side view thereof; and,
FIG. 8 is a left side view thereof.

1 Claim, 2 Drawing Sheets



(56)

References Cited

U.S. PATENT DOCUMENTS

4,759,440 A 7/1988 Kolton et al.
 D318,406 S * 7/1991 Gabriele D8/18
 5,027,945 A 7/1991 Wilkens
 5,699,904 A 12/1997 Ikemoto
 D396,744 S * 8/1998 Robertson D3/211
 D448,283 S * 9/2001 Chapman D9/415
 D524,038 S * 7/2006 Leung D14/480.5
 D544,792 S * 6/2007 Camarella D9/434
 D556,602 S * 12/2007 Clements D9/732
 D559,679 S * 1/2008 Findon D9/434

7,496,991 B2 * 3/2009 Avery G02C 3/04
 24/3.3
 D593,411 S * 6/2009 Bizzell D9/434
 D595,130 S * 6/2009 Bizzell D9/434
 D665,240 S 8/2012 Londono
 D684,041 S * 6/2013 Gottschalk D9/415
 D691,438 S * 10/2013 Appleby D8/40
 D693,660 S * 11/2013 Hackett D8/18
 D699,550 S * 2/2014 Perlis D8/380
 D715,610 S * 10/2014 Almsberger D8/18
 D745,390 S * 12/2015 Glass D9/423
 2009/0316109 A1 12/2009 Hellberg

* cited by examiner

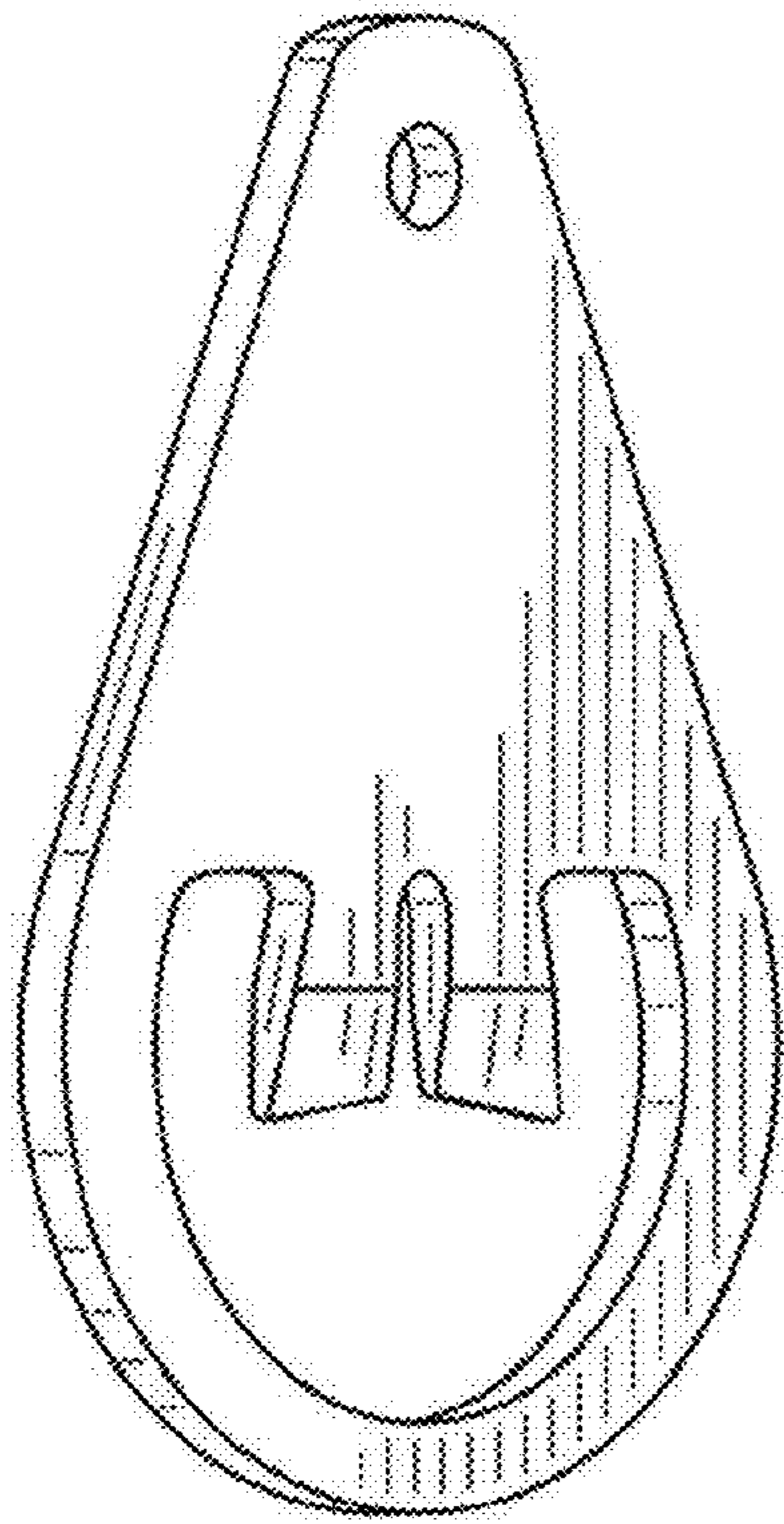


FIG. 1

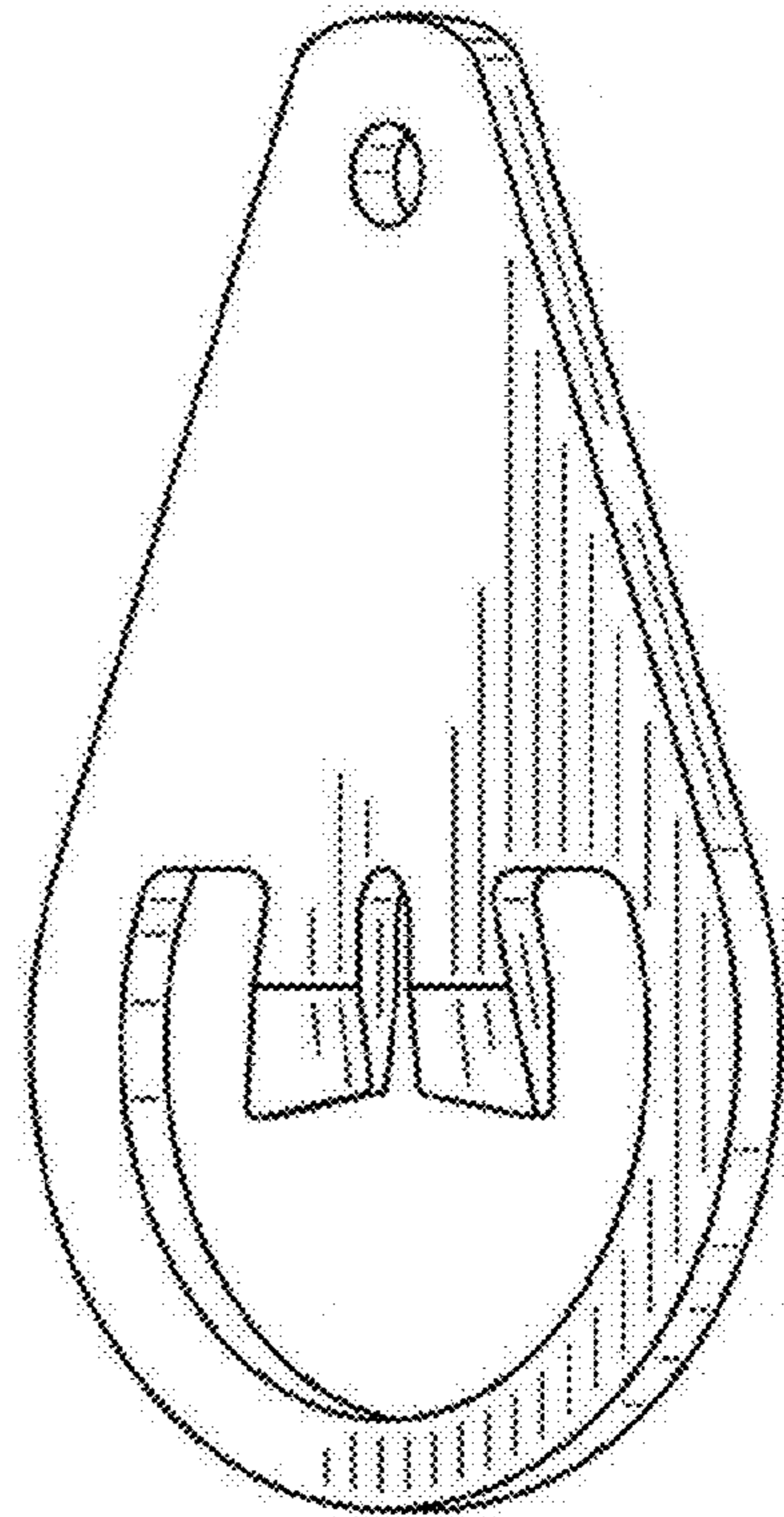


FIG. 2

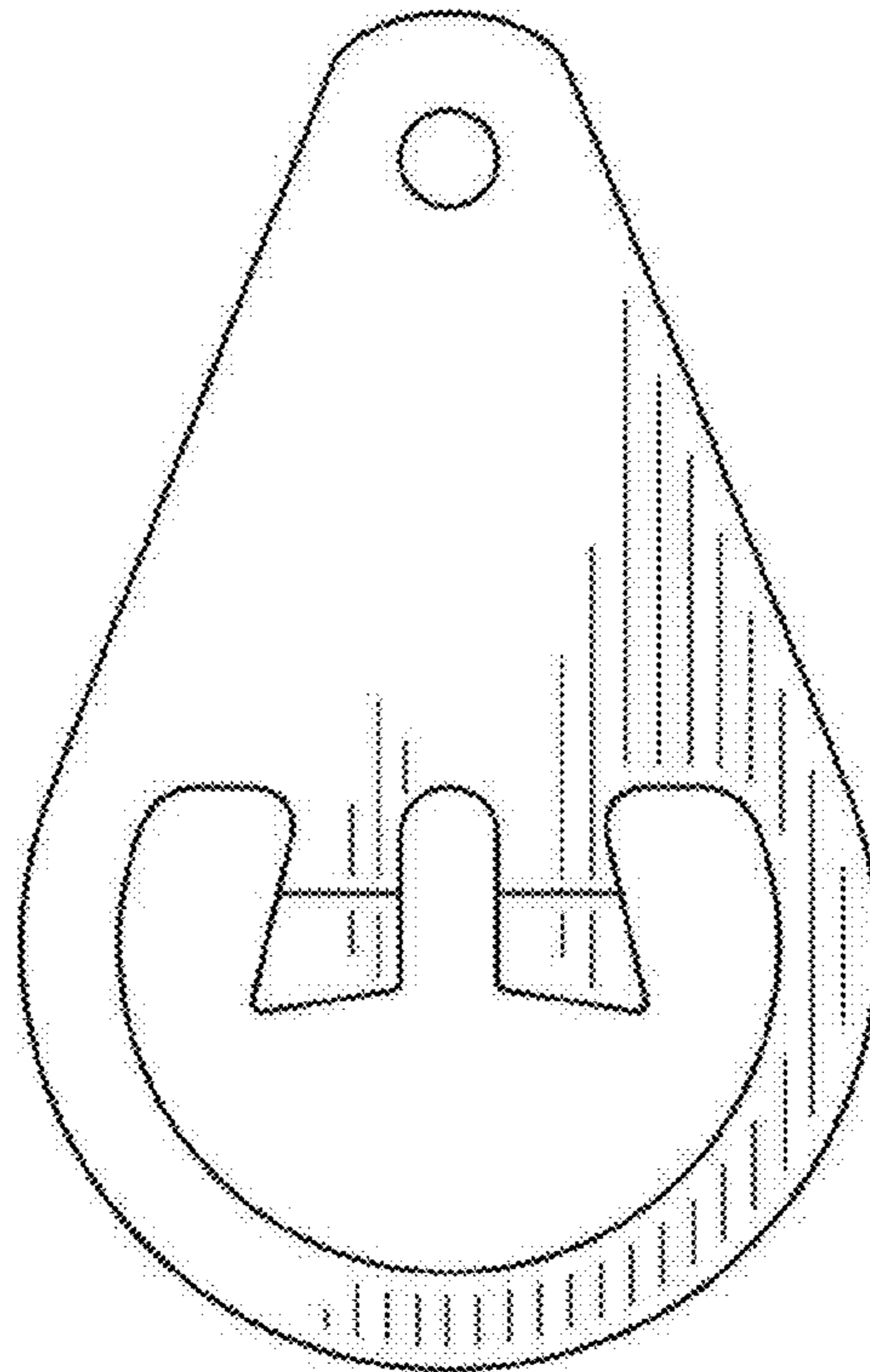


FIG. 3

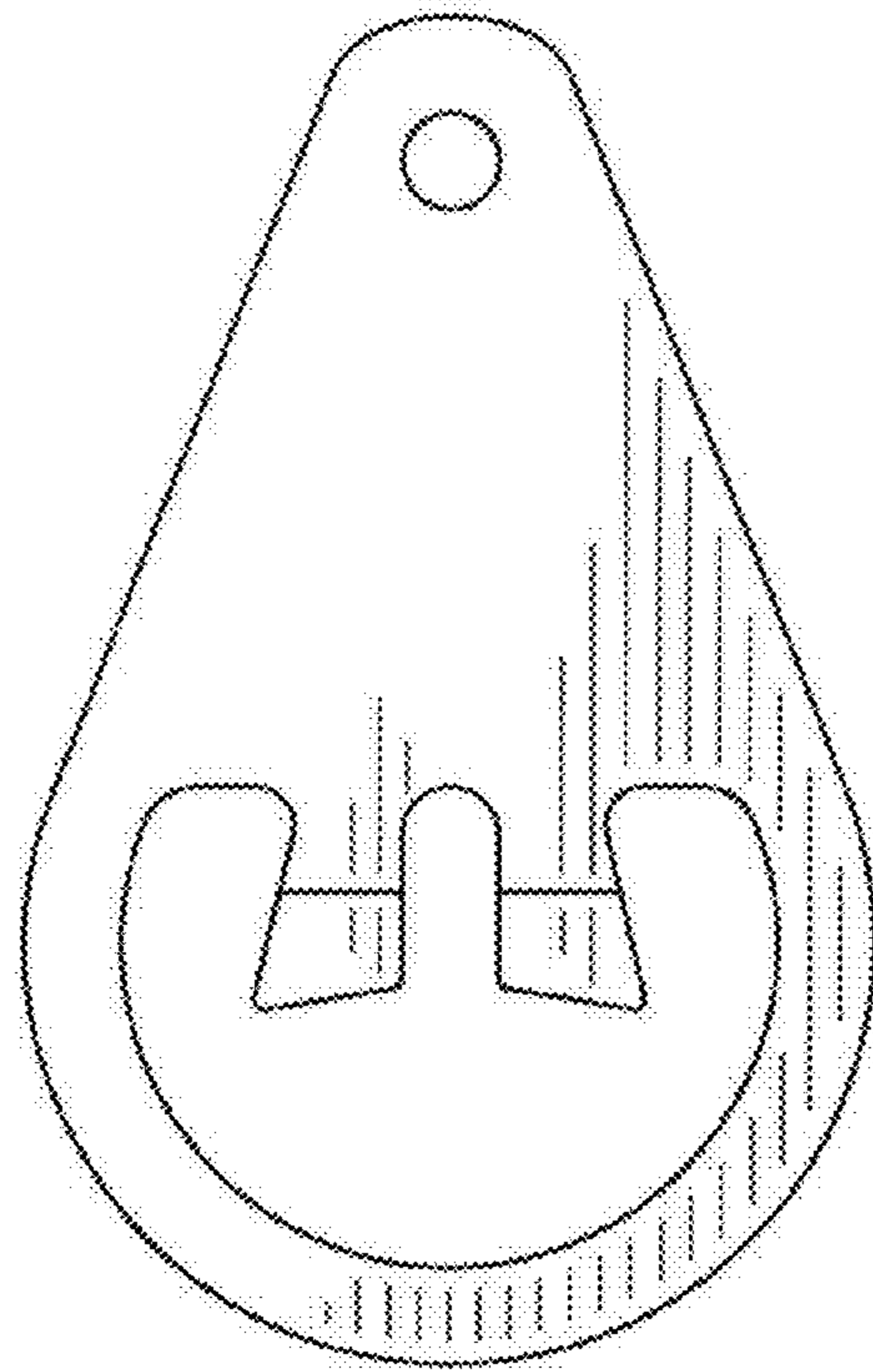


FIG. 4



FIG. 7



FIG. 5



FIG. 6




FIG. 8