



US00D756768S

(12) **United States Design Patent**
Cunningham

(10) **Patent No.:** **US D756,768 S**
(45) **Date of Patent:** **** May 24, 2016**

(54) **CONTAINER**

(71) Applicant: **Janalyn Flora Massey Cunningham,**
Auckland (NZ)

(72) Inventor: **Janalyn Flora Massey Cunningham,**
Auckland (NZ)

(**) Term: **14 Years**

(21) Appl. No.: **29/515,070**

(22) Filed: **Jan. 20, 2015**

(30) **Foreign Application Priority Data**

Jul. 18, 2014 (NZ) 419069

(51) **LOC (10) CL.** **09-03**

(52) **U.S. CL.**
USPC **D9/421**

(58) **Field of Classification Search**
USPC D9/414-418, 420-425, 430-434, 737,
D9/761, 449, 443; D3/203, 205, 206, 216,
D3/232, 233, 270, 901, 318, 319, 903, 230,
D3/273, 290, 203.5-203.8, 303, 243,
D3/315-317, 201, 294, 203.1, 203.2;
206/581, 261, 265, 268, 271, 273, 362,
206/800, 38, 823, 235; 150/108, 106;
D28/83, 73-78, 82; D27/183, 184,
D27/186, 189; 190/100, 124, 903; D7/601,
D7/627, 635
CPC A45D 33/24; A45D 40/24; B65D 43/162;
B65D 25/105; B65D 83/04
See application file for complete search history.

(56) **References Cited**

U.S. PATENT DOCUMENTS

D269,249 S * 6/1983 Cillario D9/424
D278,207 S * 4/1985 McLaughlin D3/203.2
D323,292 S * 1/1992 Jones D9/424
D346,743 S * 5/1994 Cazaudehore D9/529
D351,105 S * 10/1994 Grip D9/529
D374,817 S * 10/1996 Bertolini D9/520

D392,802 S * 3/1998 Malmborg D3/274
D404,917 S * 2/1999 Miller D3/273
D485,057 S * 1/2004 Schroer D3/203.5
6,923,327 B1 * 8/2005 Cohen B65D 25/105
206/765
D535,186 S * 1/2007 Tanner D9/420
D552,983 S * 10/2007 Kutsch D9/422
D554,987 S * 11/2007 Terrasi D9/424
D557,490 S * 12/2007 Fedon D3/206
D558,454 S * 1/2008 Tracy D3/318
D564,348 S * 3/2008 Kutsch D9/420
D568,736 S * 5/2008 Born D9/414
D572,594 S * 7/2008 Shook D9/516
D593,406 S * 6/2009 Verebelyi D27/189
D594,321 S * 6/2009 Tanaka D9/420

(Continued)

FOREIGN PATENT DOCUMENTS

AU 360582 S * 3/2015

Primary Examiner — Cathron Brooks

Assistant Examiner — Teddy Falloway

(74) *Attorney, Agent, or Firm* — Young & Thompson

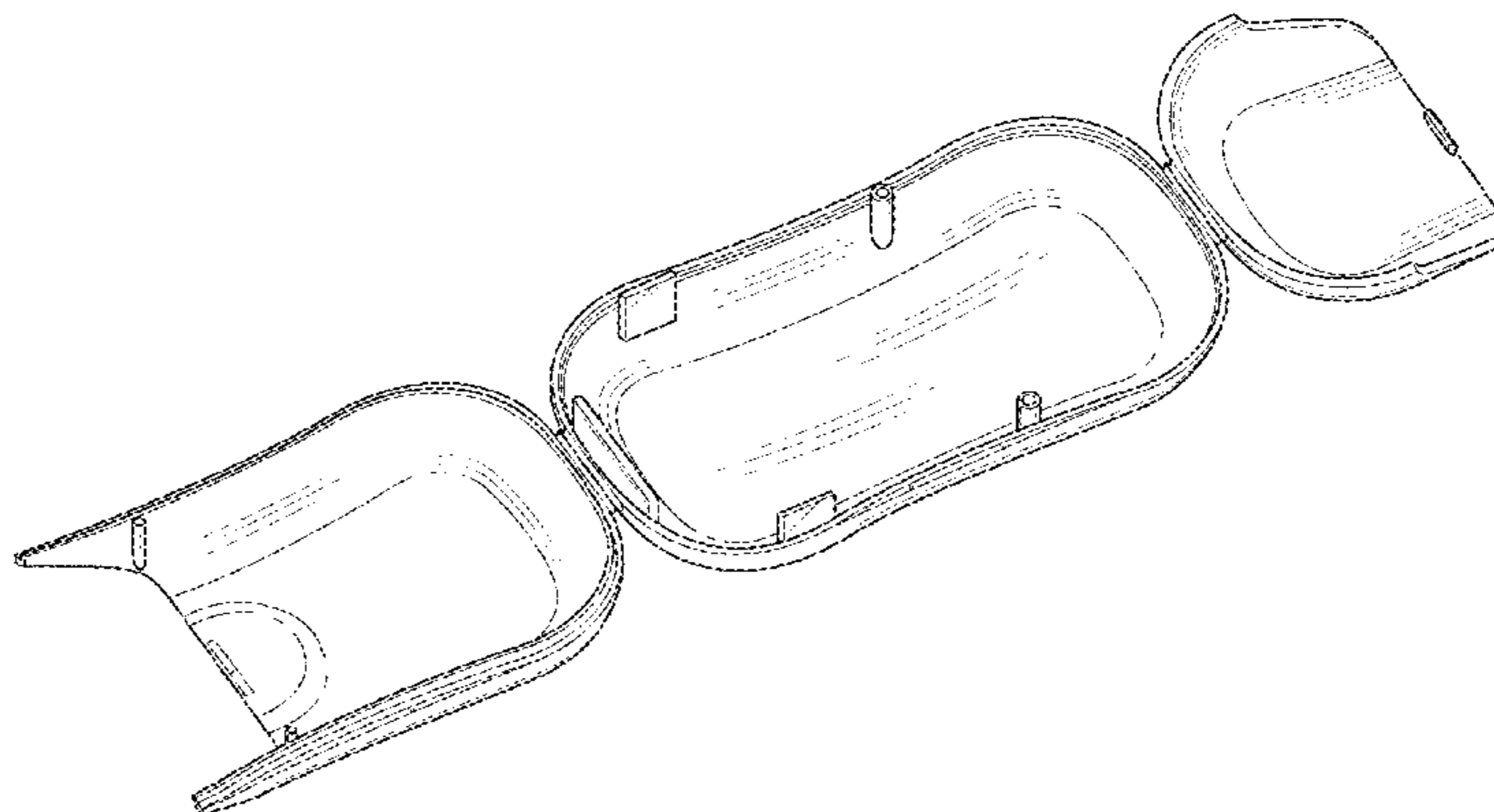
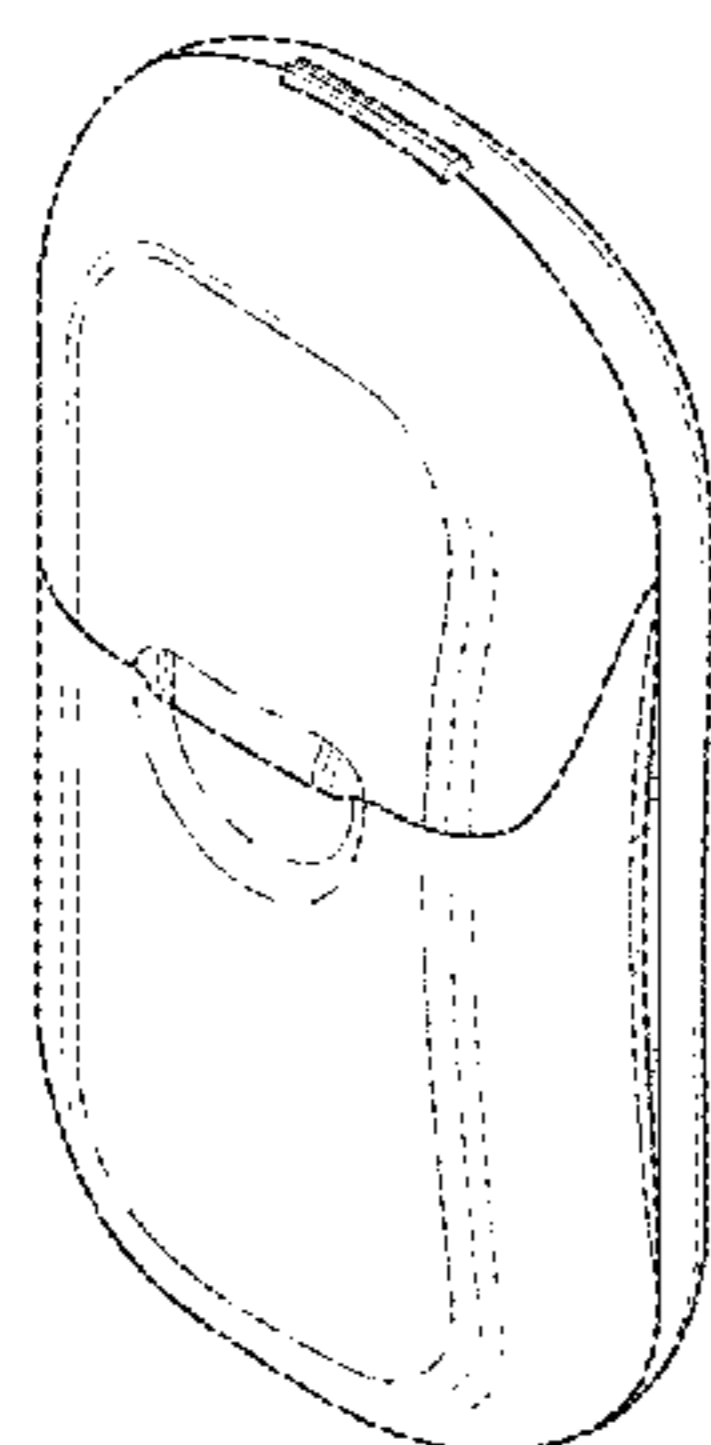
(57) **CLAIM**

The ornamental design for a container, as shown and described.

DESCRIPTION

FIG. 1 is a front elevation view of a container showing the new design;
FIG. 2 is a right elevation view thereof, wherein the left side appears the same in mirror image;
FIG. 3 is a rear elevation view thereof;
FIG. 4 is a front, right perspective view thereof;
FIG. 5 is a top plan view thereof, wherein the bottom appears the same in mirror image;
FIG. 6 is a front, right and bottom perspective view of a first alternate configuration thereof wherein the top is opened; and,
FIG. 7 is a front, left side, and bottom perspective view of a second alternate configuration thereof wherein the top and the bottom are opened.

1 Claim, 4 Drawing Sheets



(56)

References Cited

U.S. PATENT DOCUMENTS

D611,806 S *	3/2010	Bried	D9/420	D733,564 S *	7/2015	Sumida	D9/529
D619,798 S *	7/2010	Leifeld	D3/203.2	D734,158 S *	7/2015	Sumida	D9/529
D619,799 S *	7/2010	Leifeld	D3/203.2	D741,182 S *	10/2015	Davis	D9/529
D647,298 S *	10/2011	Brundan	D3/274	2007/0012711 A1 *	1/2007	Kutsch	B65D 1/22 220/826
D655,046 S *	2/2012	Nakamura	D28/83	2008/0099038 A1 *	5/2008	Washington	A45D 33/24 132/300
D706,529 S *	6/2014	Simon	D3/203.1	2008/0173324 A1 *	7/2008	Washington	A45D 33/008 132/295
D720,526 S *	1/2015	Lopez-Stout	D3/205				

* cited by examiner



FIG. 2

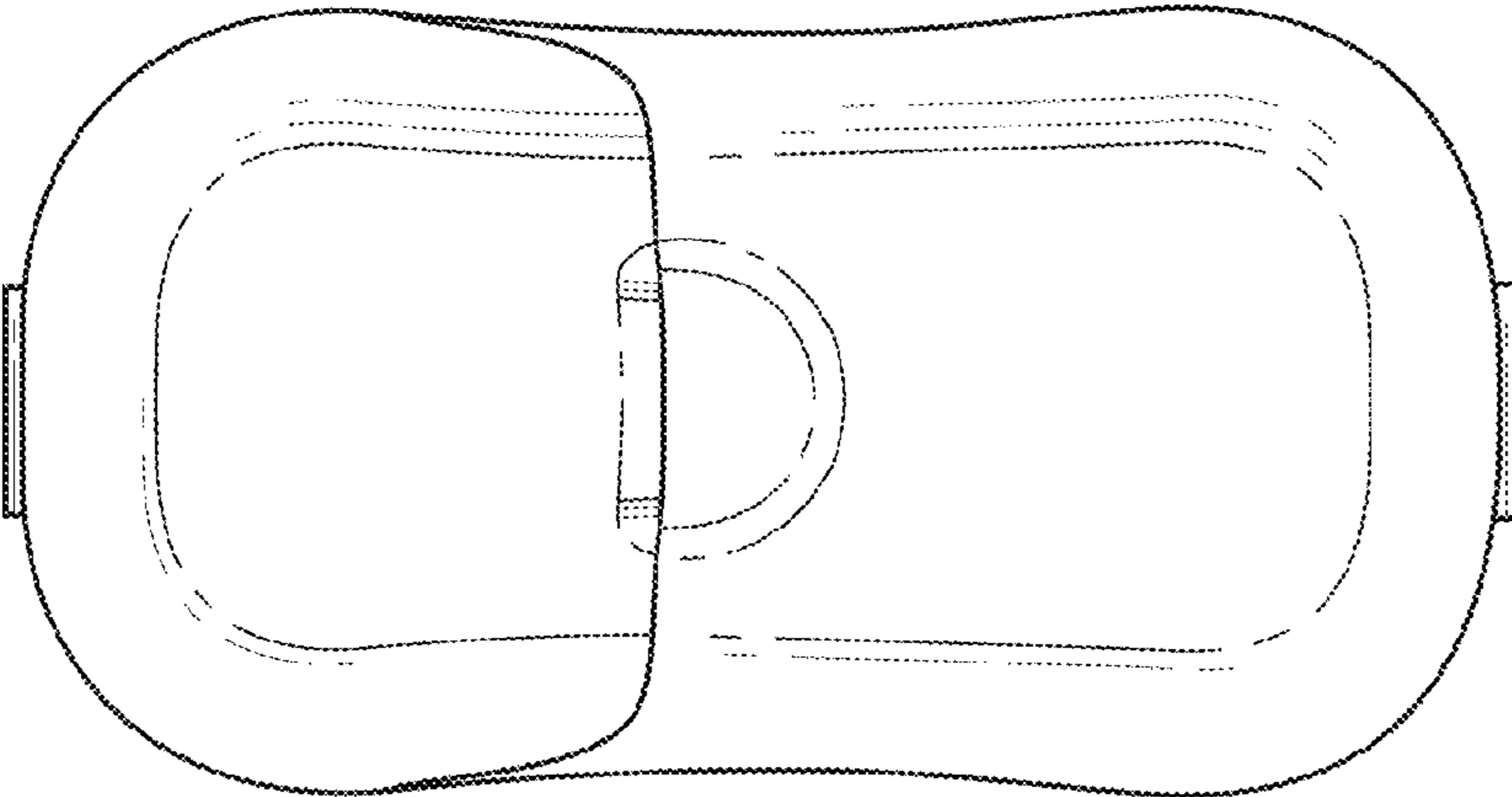


FIG. 1

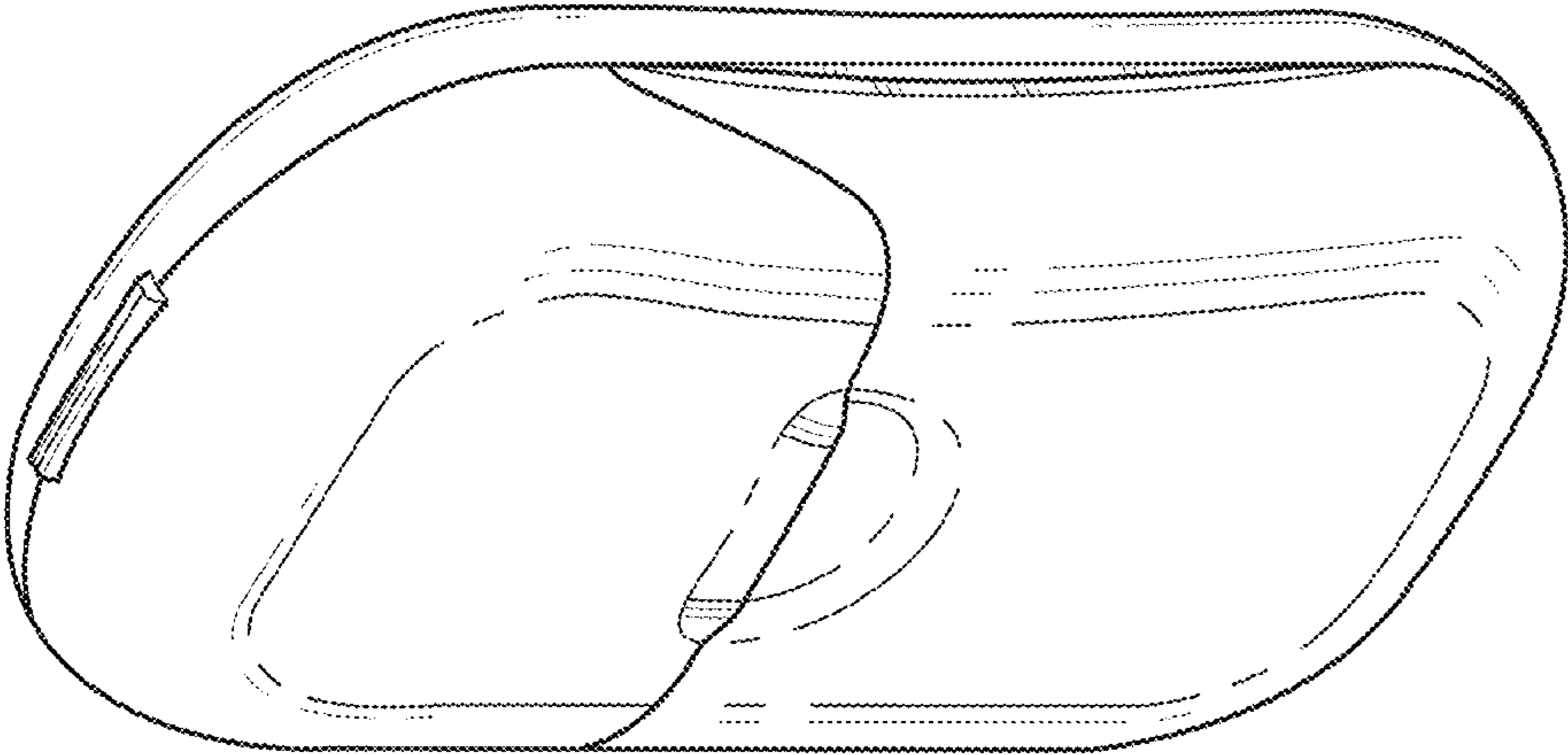


FIG. 4

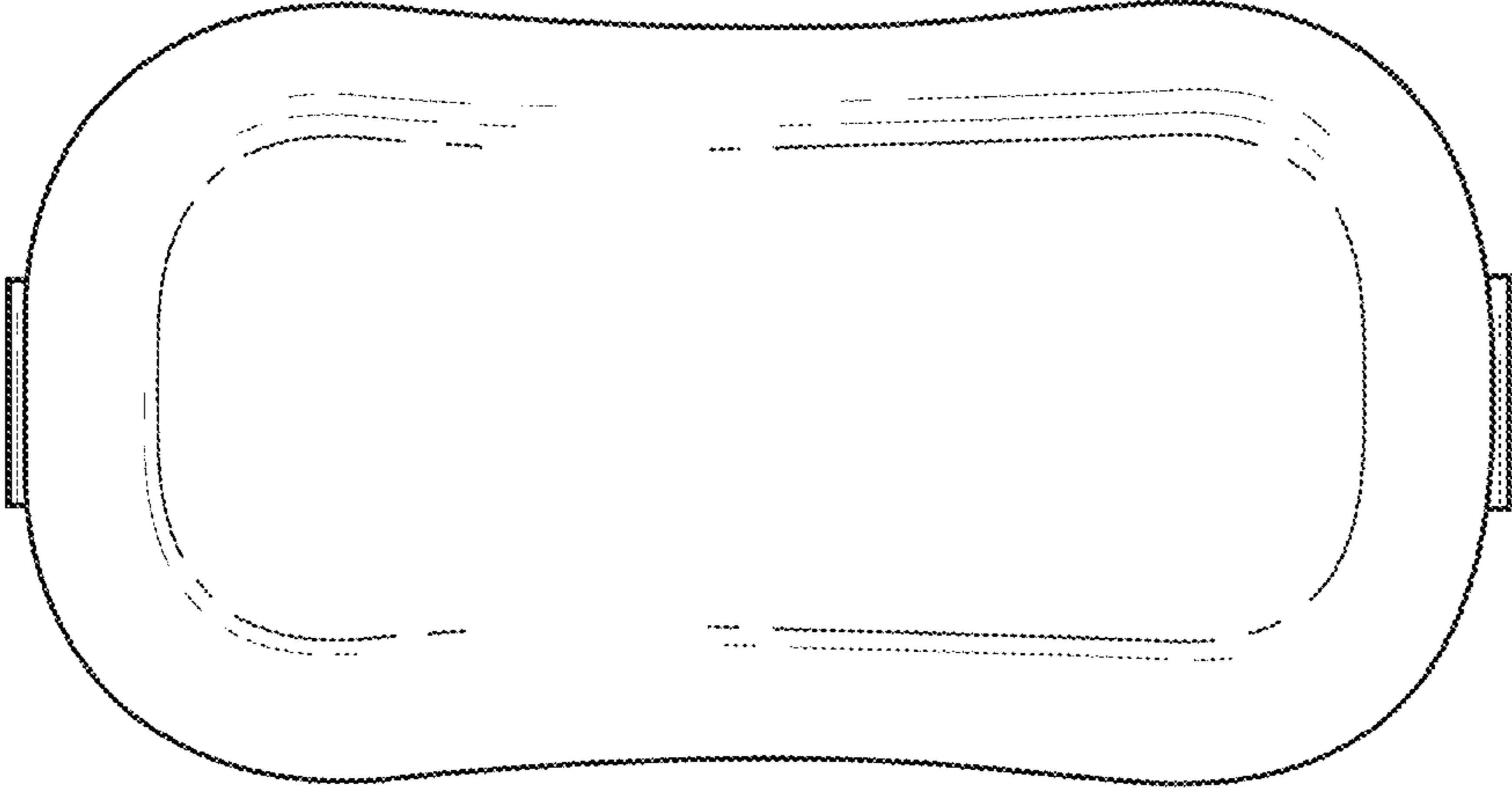


FIG. 3

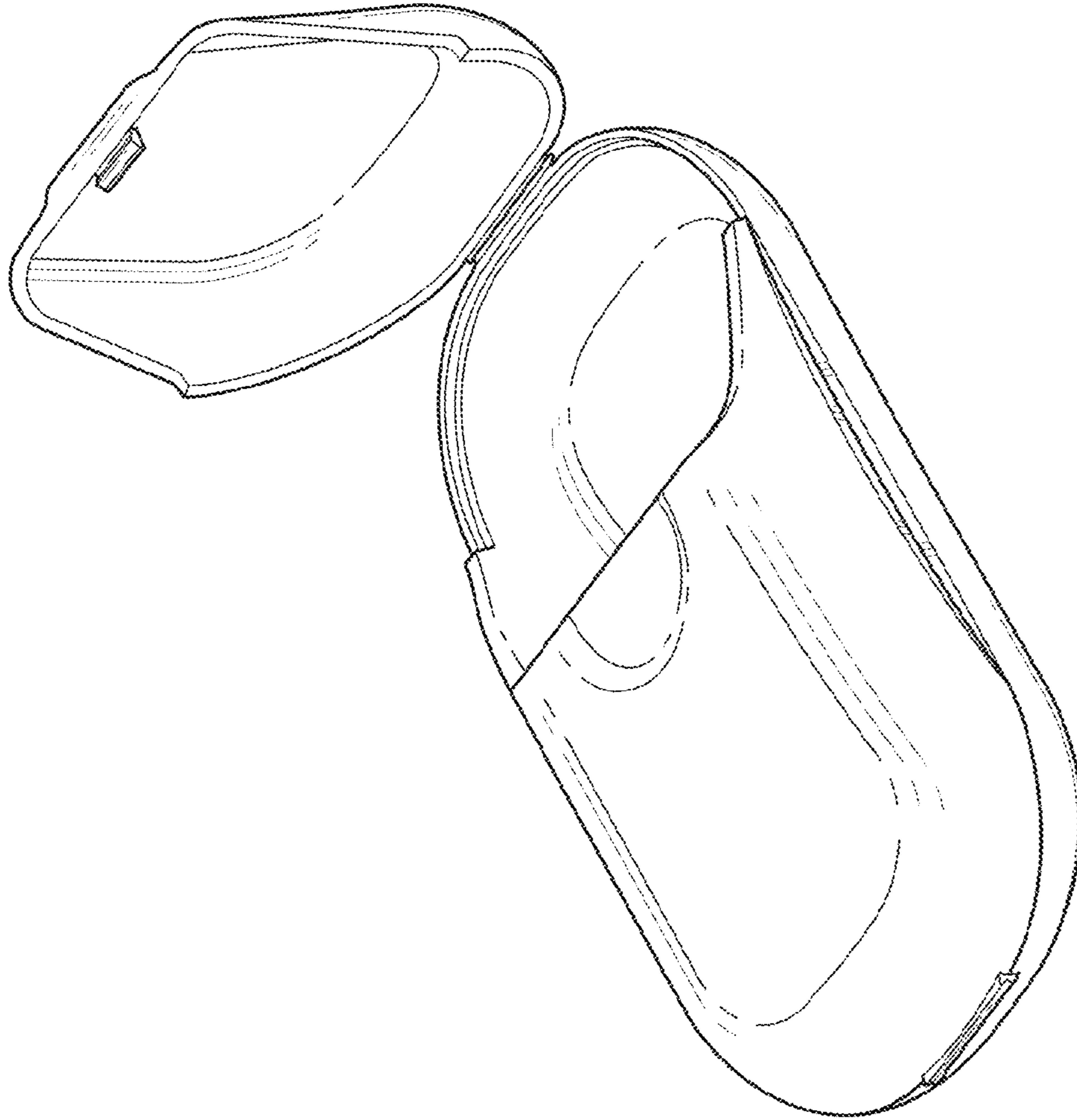


FIG. 6

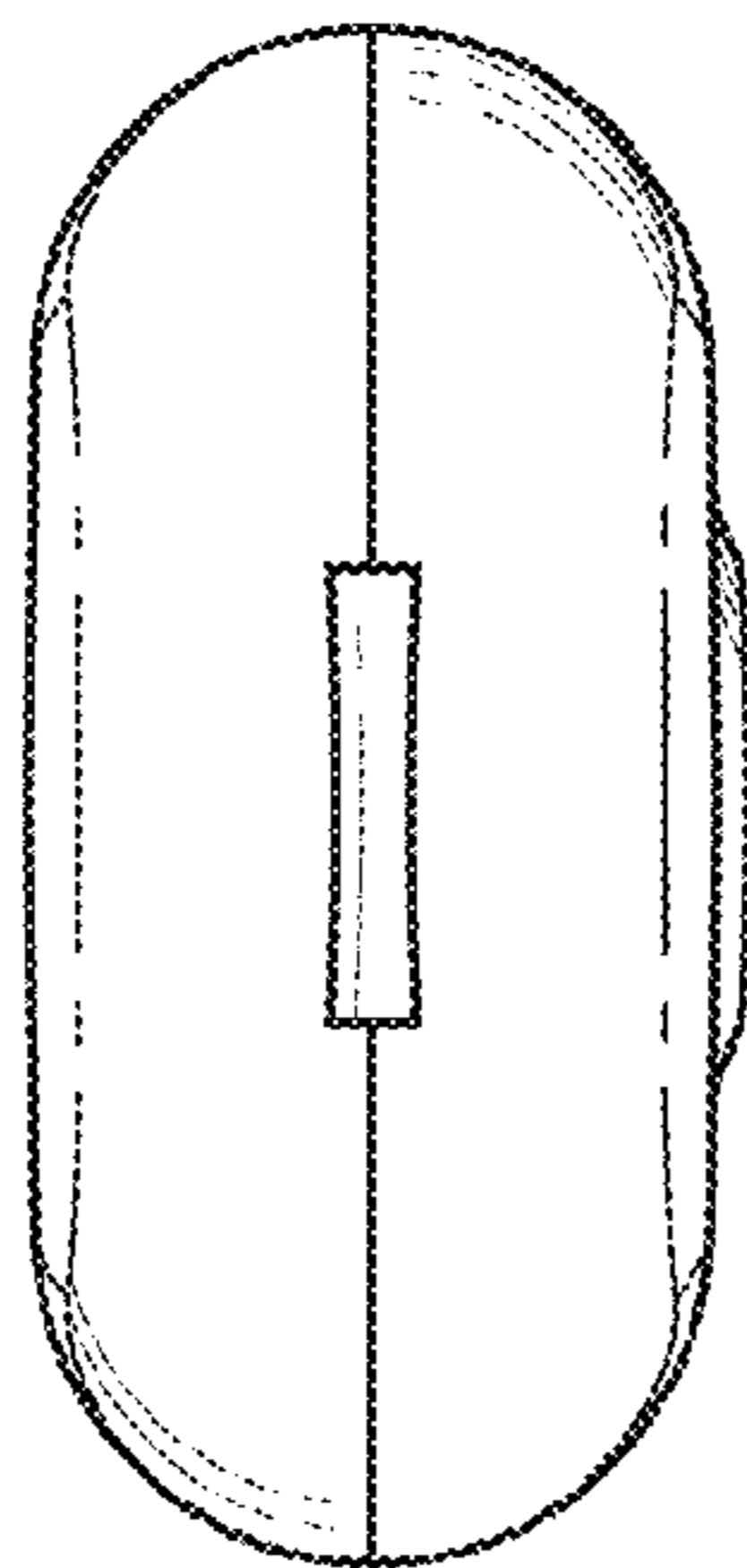


FIG. 5

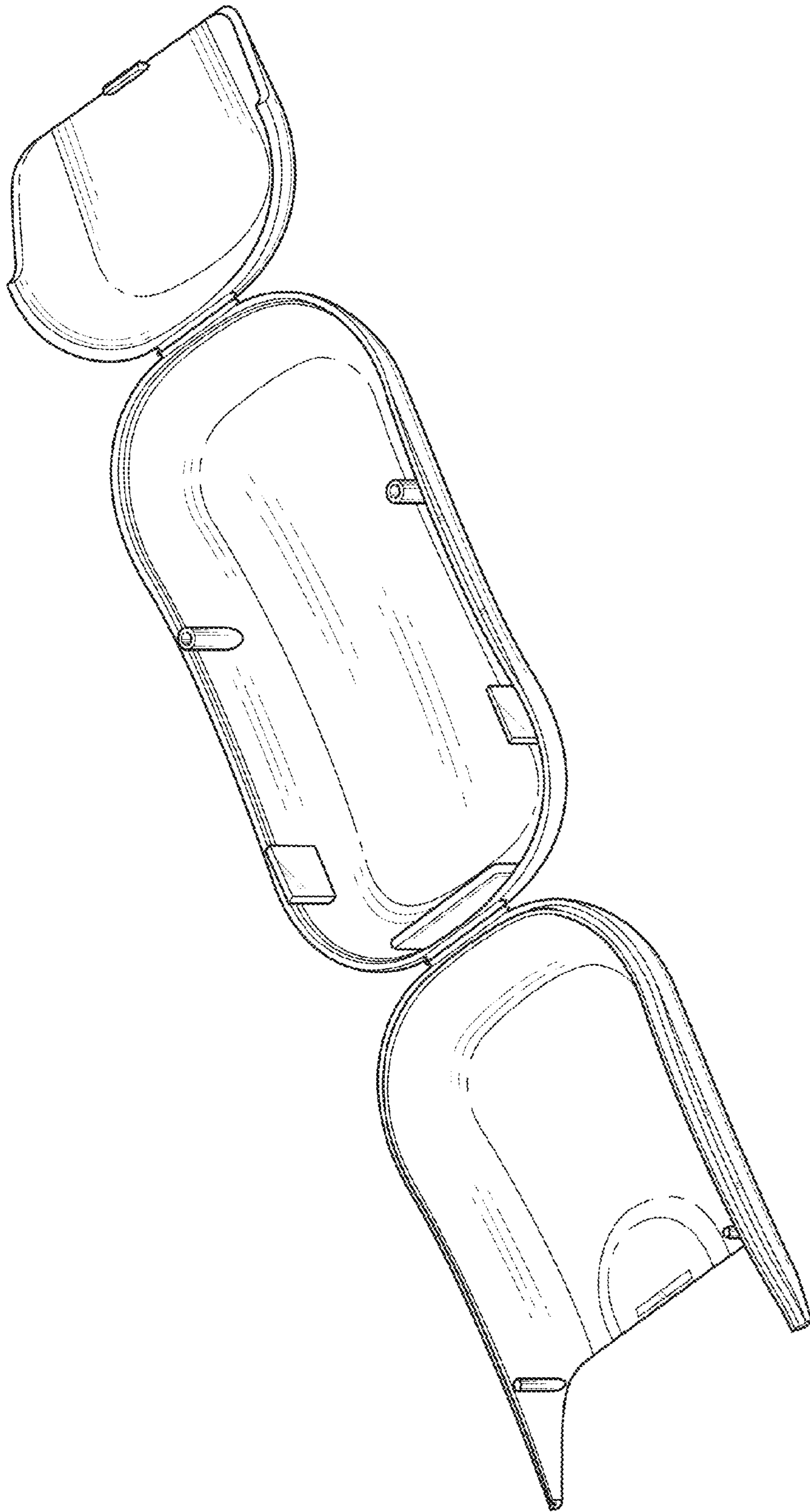


FIG. 7