



US00D756766S

(12) **United States Design Patent**
Orwin

(10) **Patent No.:** **US D756,766 S**
(45) **Date of Patent:** **** May 24, 2016**

(54) **MATERIAL HOLDER**
(71) Applicant: **Michael Orwin**, London (GB)
(72) Inventor: **Michael Orwin**, London (GB)
(**) Term: **14 Years**
(21) Appl. No.: **29/499,606**
(22) Filed: **Aug. 16, 2014**
(51) **LOC (10) Cl.** **08-03**
(52) **U.S. Cl.**
USPC **D8/396; D8/354**
(58) **Field of Classification Search**
USPC D8/354, 355, 356, 349, 396, 71, 395,
D8/371, 373, 376, 380, 382, 370, 394;
D3/215, 273, 905, 315; D6/512;
248/74.1, 74.2, 74.3, 74.4, 74.5, 49,
248/58-62, 73, 70, 228.8, 230.8; 24/16 R,
24/20 R, 26, 27; 47/32.4-32.6, 42
CPC F16L 3/00; F16L 3/02; F16L 3/08;
F16B 2/248; F16B 2/246
See application file for complete search history.

5,421,541 A * 6/1995 Condon F16L 5/00
248/56
D390,101 S * 2/1998 Nygard D8/395
D406,051 S * 2/1999 Ross D8/395
D408,273 S * 4/1999 Senninger D8/356
5,996,443 A * 12/1999 Gold B25C 3/008
81/44
D427,897 S * 7/2000 Johnston D8/356
D436,027 S * 1/2001 Johnston D8/395
D438,453 S * 3/2001 Nelson D8/395
6,241,199 B1 * 6/2001 Ismert F16L 59/024
248/56
D487,482 S * 3/2004 Disher D19/65
D506,385 S * 6/2005 Brown D8/394
D515,385 S * 2/2006 Kohn D8/395
D516,402 S * 3/2006 Gates D8/71
D531,019 S * 10/2006 Plumer D8/396
D537,331 S * 2/2007 Hill D8/395
7,201,351 B2 * 4/2007 Stigler F16L 3/1008
24/16 PB
D570,177 S * 6/2008 McMorris D8/71
D574,228 S * 8/2008 Johansson D8/396
D619,452 S * 7/2010 Ollila D8/396
D631,740 S * 2/2011 Wood D8/396
D690,178 S * 9/2013 Orwin D10/62

(Continued)

Primary Examiner — Mark Goodwin
(74) *Attorney, Agent, or Firm* — Weide & Miller, Ltd.

(56) **References Cited**

U.S. PATENT DOCUMENTS

D19,673 S * 3/1890 Berger D8/396
1,423,043 A * 7/1922 Steinheiser A47L 13/512
248/111
D160,668 S * 10/1950 Smith D8/396
3,177,460 A * 4/1965 Downey A47L 9/2868
439/136
D241,314 S * 9/1976 Hug D11/27
D250,924 S * 1/1979 Helms D6/547
D269,155 S * 5/1983 Rose D8/356
D299,213 S * 1/1989 Puntillo D8/395
D304,670 S * 11/1989 Johnson D6/535
D306,553 S * 3/1990 Rumpel D8/395
D308,160 S * 5/1990 Sweeny D8/30

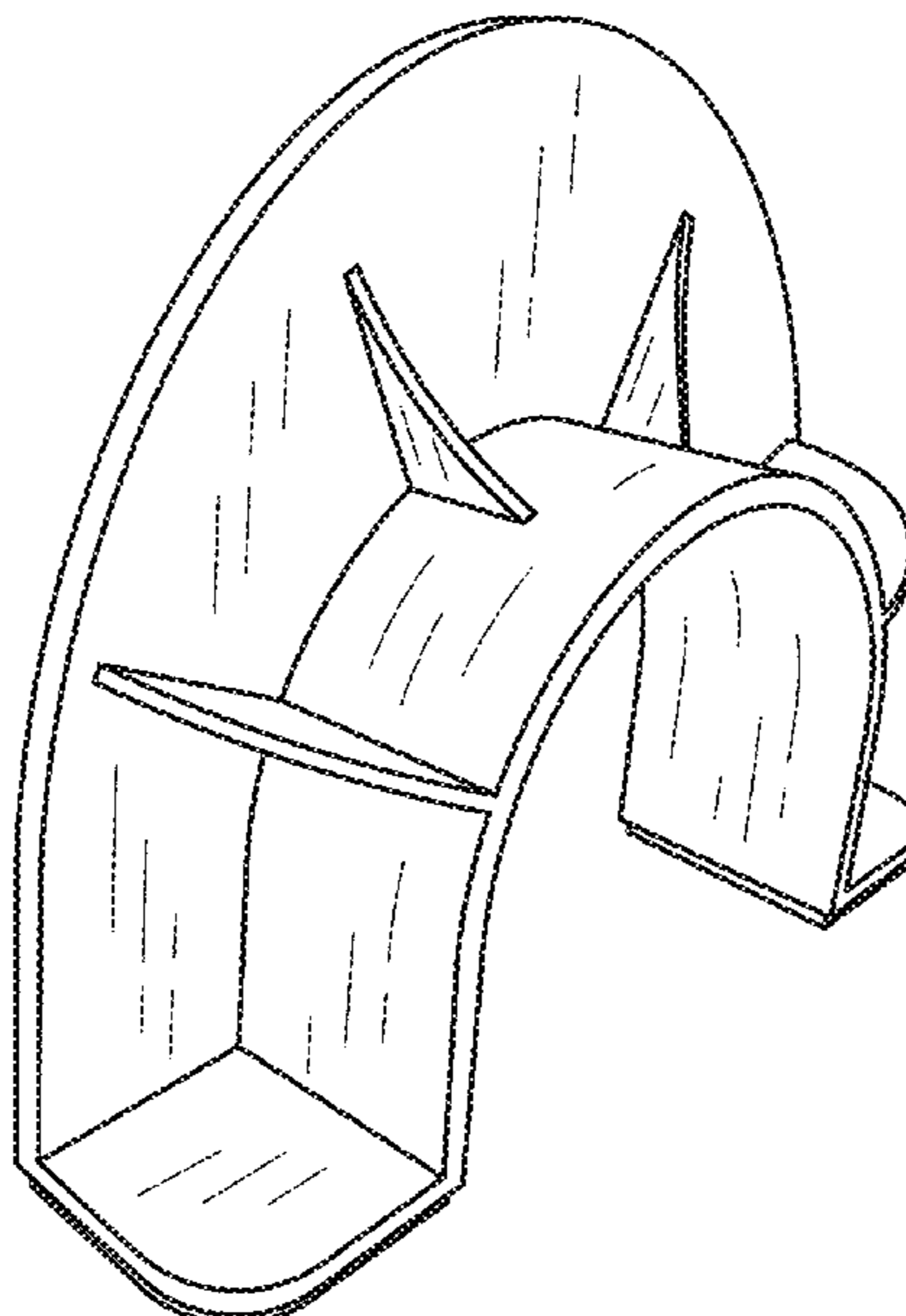
(57) **CLAIM**

The ornamental design for a material holder, as shown and described.

DESCRIPTION

FIG. 1 is a perspective front view of the material holder;
FIG. 2 is a top view of the material holder;
FIG. 3 is a front view of the material holder;
FIG. 4 is a right side view of the material holder;
FIG. 5 is a left side view of the material holder;
FIG. 6 is a bottom view of the material holder; and,
FIG. 7 is a back view of the material holder.

1 Claim, 4 Drawing Sheets



(56)

References Cited

U.S. PATENT DOCUMENTS

D690,179 S * 9/2013 Orwin D10/62
D690,571 S * 10/2013 Orwin D10/62
D690,572 S * 10/2013 Orwin D10/62
D690,573 S * 10/2013 Orwin D10/62
D691,445 S * 10/2013 Orwin D10/62

8,851,430 B2 * 10/2014 Mulzer A61J 1/16
248/65
D719,800 S * 12/2014 Johnson D8/14
D734,305 S * 7/2015 Wengreen D14/238
D735,174 S * 7/2015 Wengreen D14/238
D745,382 S * 12/2015 Faria D8/396

* cited by examiner




FIG. 1

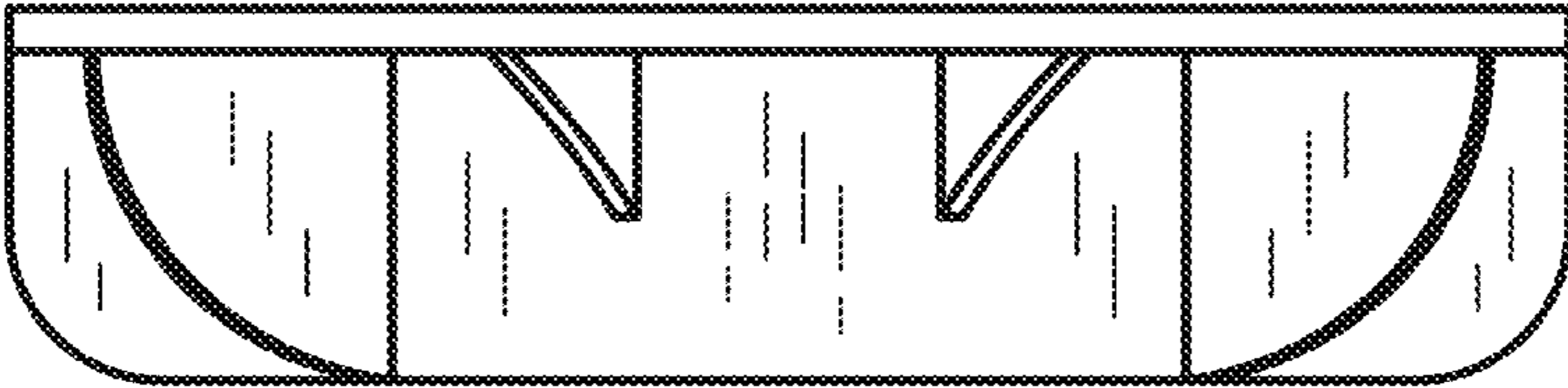


FIG. 2




FIG. 3

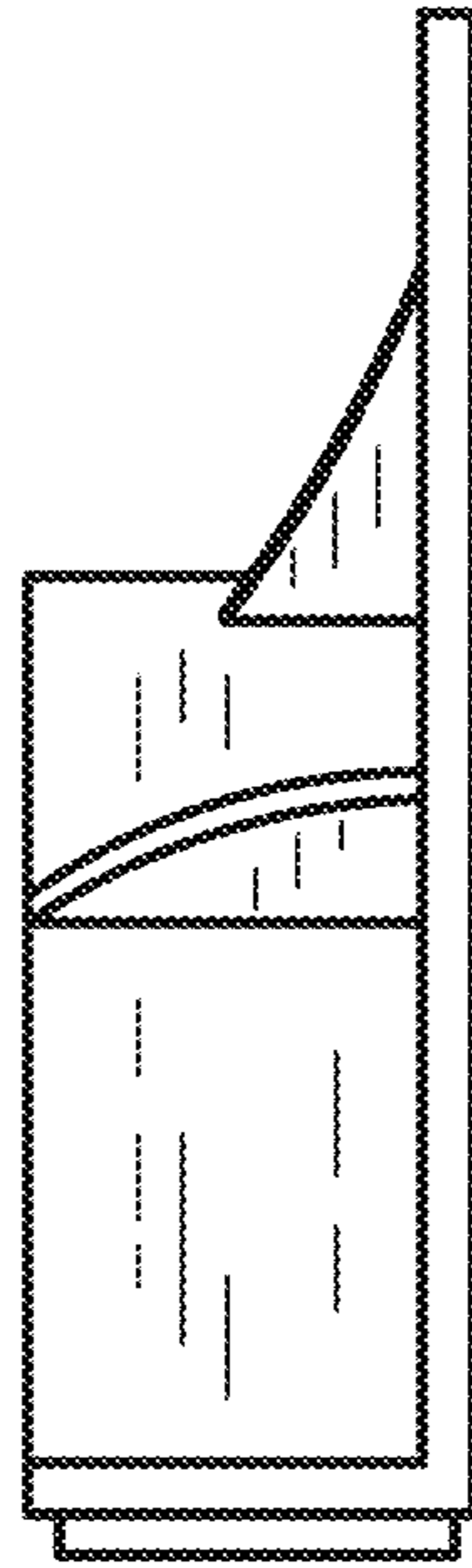


FIG. 4

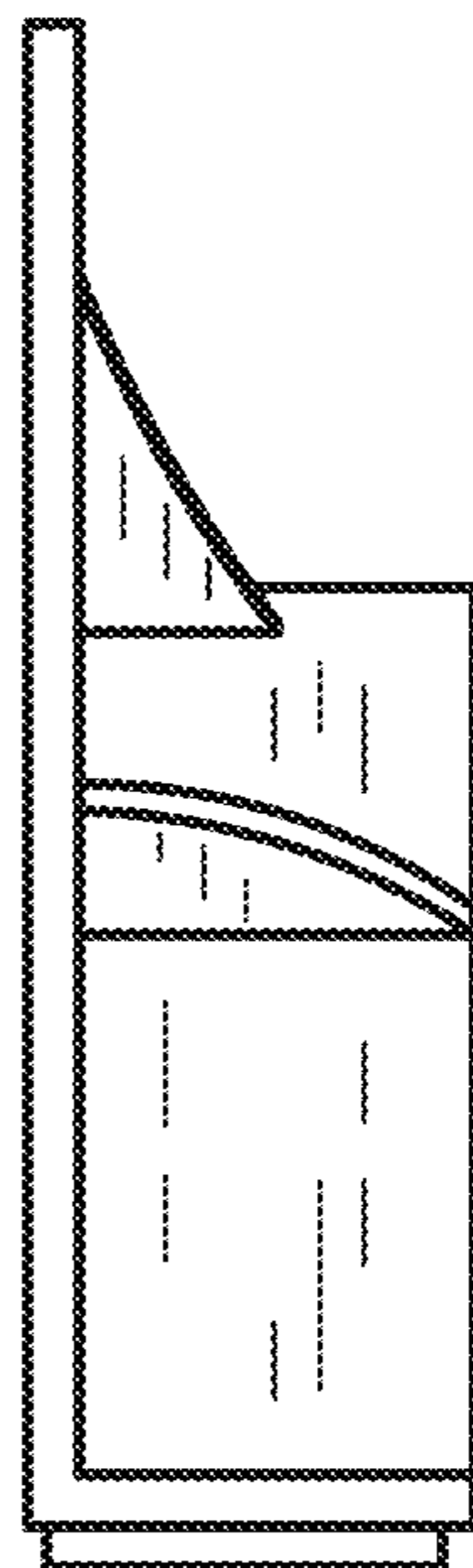


FIG. 5



FIG. 6

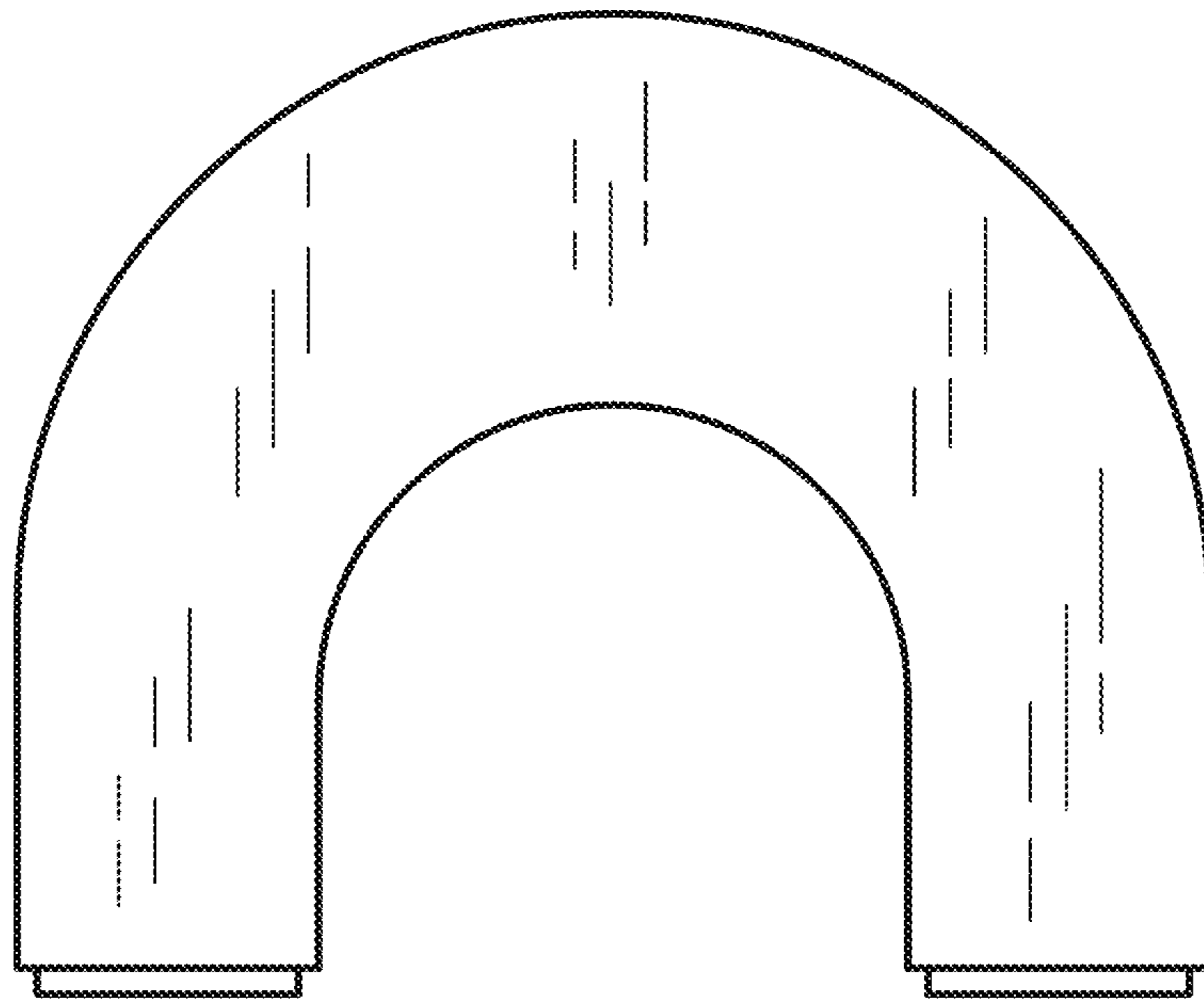


FIG. 7