



US00D756754S

(12) **United States Design Patent**  
**Allen**

(10) **Patent No.:** **US D756,754 S**  
(45) **Date of Patent:** **\*\* May 24, 2016**

(54) **HOOK PLATE**

(71) Applicant: **BeaconMedaes LLC**, Rock Hill, SC  
(US)

(72) Inventor: **Mark Allen**, Charlotte, NC (US)

(73) Assignee: **BEACONMEDAES LLC**, Rock Hill,  
SC (US)

(\*\*) Term: **14 Years**

(21) Appl. No.: **29/502,549**

(22) Filed: **Sep. 17, 2014**

(51) **LOC (10) Cl.** ..... **08-05**

(52) **U.S. Cl.**  
USPC ..... **D8/367**

(58) **Field of Classification Search**  
USPC ..... D8/367, 354, 349; 248/301, 302, 303,  
248/304, 339; 24/132 R  
CPC ..... A47G 25/00; A47G 1/00  
See application file for complete search history.

(56) **References Cited**

**U.S. PATENT DOCUMENTS**

D428,802	S *	8/2000	Villano	.....	D20/43
6,109,579	A *	8/2000	Huang	.....	B60P 7/0807 248/294.1
7,118,082	B2 *	10/2006	Brnjac	.....	A47G 25/065 211/106.01
D668,936	S *	10/2012	Wyatt	.....	D8/367
D698,628	S *	2/2014	Stanley	.....	D8/367
D700,502	S *	3/2014	Smith	.....	D8/349
D727,135	S *	4/2015	Huang	.....	D8/367
9,016,642	B1 *	4/2015	Ay	.....	F16M 13/02 248/205.1

D734,133	S *	7/2015	Spindler	.....	D8/367
2003/0141423	A1 *	7/2003	Gordon	.....	A47G 25/065 248/304
2004/0104325	A1 *	6/2004	Ay	.....	A47G 25/065 248/308
2014/0306083	A1 *	10/2014	Zhang	.....	F16B 47/00 248/363

\* cited by examiner

*Primary Examiner* — Cynthia Underwood

(74) *Attorney, Agent, or Firm* — Parsons Summa

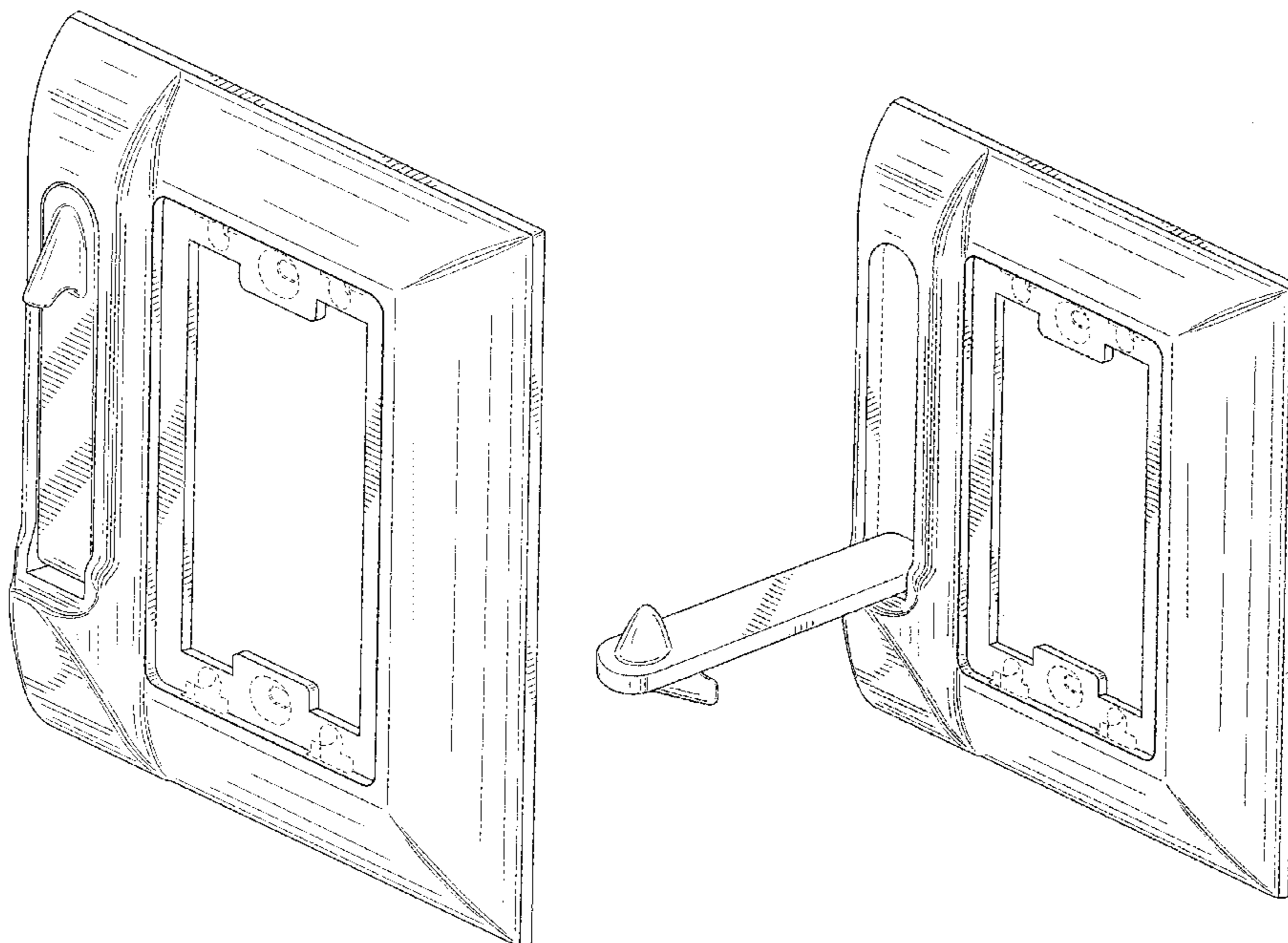
(57) **CLAIM**

The ornamental design for a hook plate, as shown and described.

**DESCRIPTION**

FIG. 1 is a perspective view of the front of the hook plate;  
 FIG. 2 is a front elevational view of the hook plate;  
 FIG. 3 is a rear perspective view of the hook plate;  
 FIG. 4 is a side elevational view of the hook plate;  
 FIG. 5 is a side elevational view of the hook plate opposite  
 FIG. 4;  
 FIG. 6 is a top plan view of the hook plate;  
 FIG. 7 is a bottom plan view of the hook plate;  
 FIG. 8 is a perspective view of the hook plate with the hook  
 arm extended; and,  
 FIG. 9 is a perspective view of the hook plate in an environ-  
 mental context.  
 The broken lines in the drawings depict environmental sub-  
 ject matter/or parts of the hook plate only and form no part of  
 the claimed design.

**1 Claim, 7 Drawing Sheets**



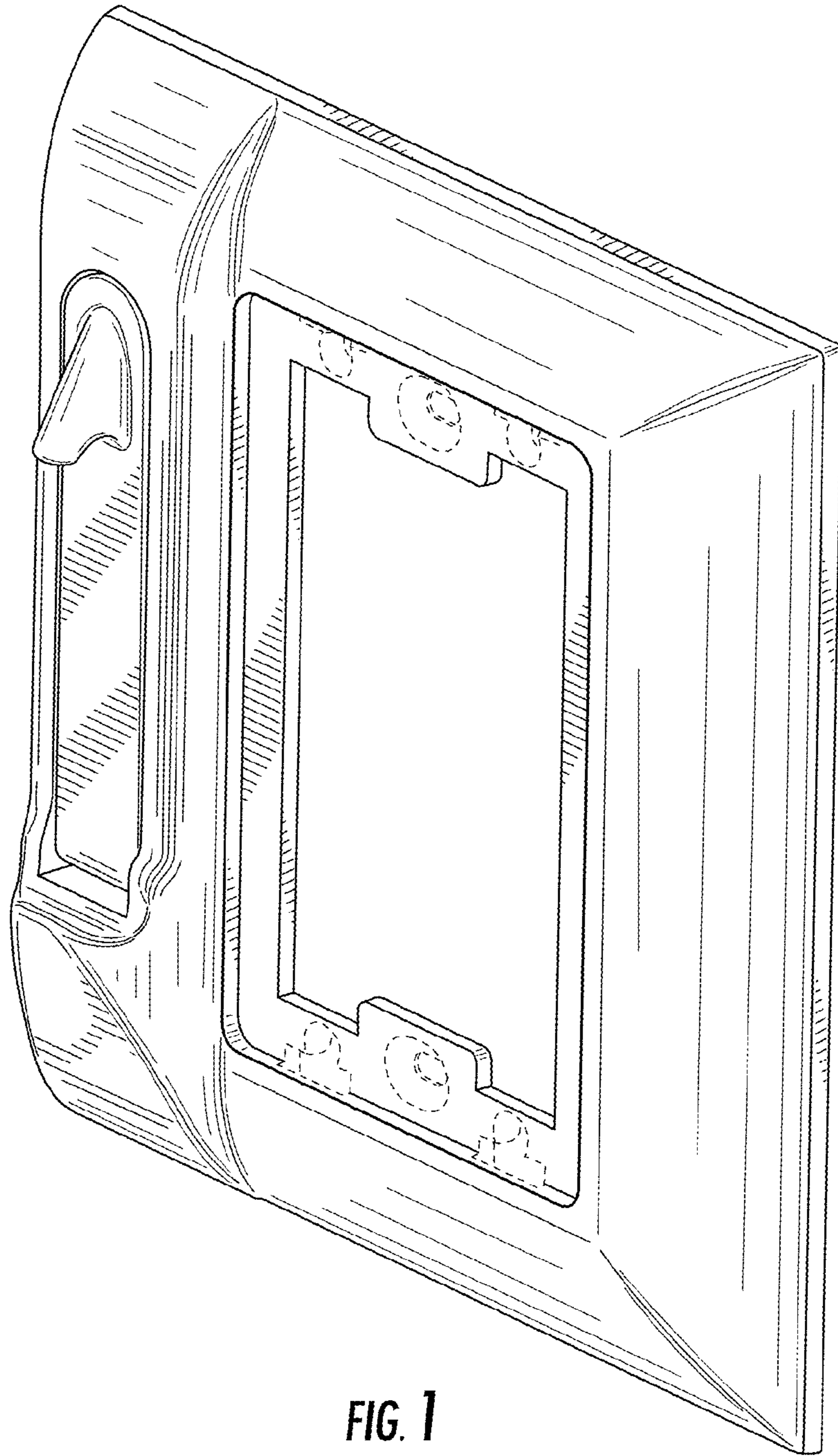


FIG. 1

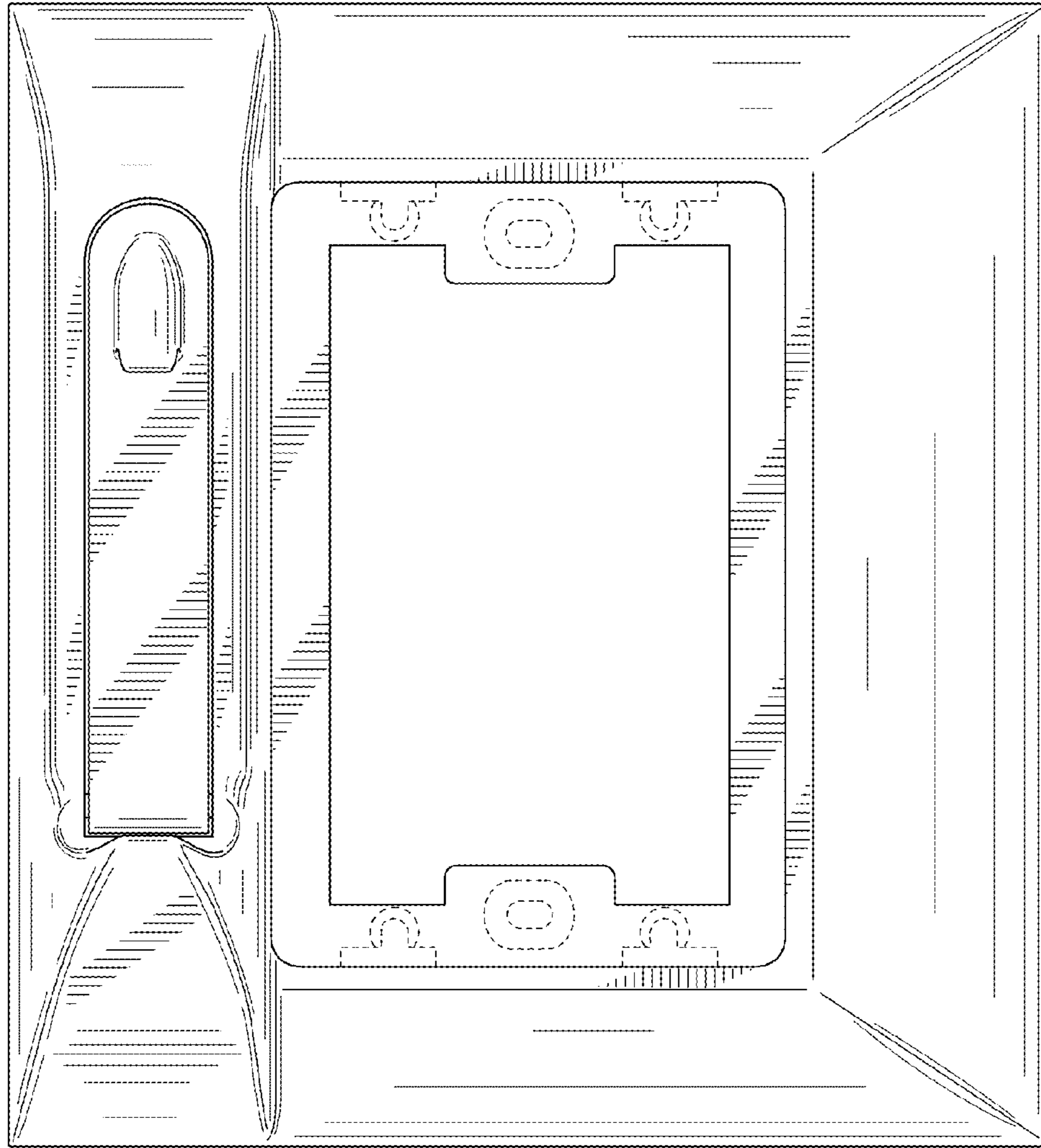


FIG. 2

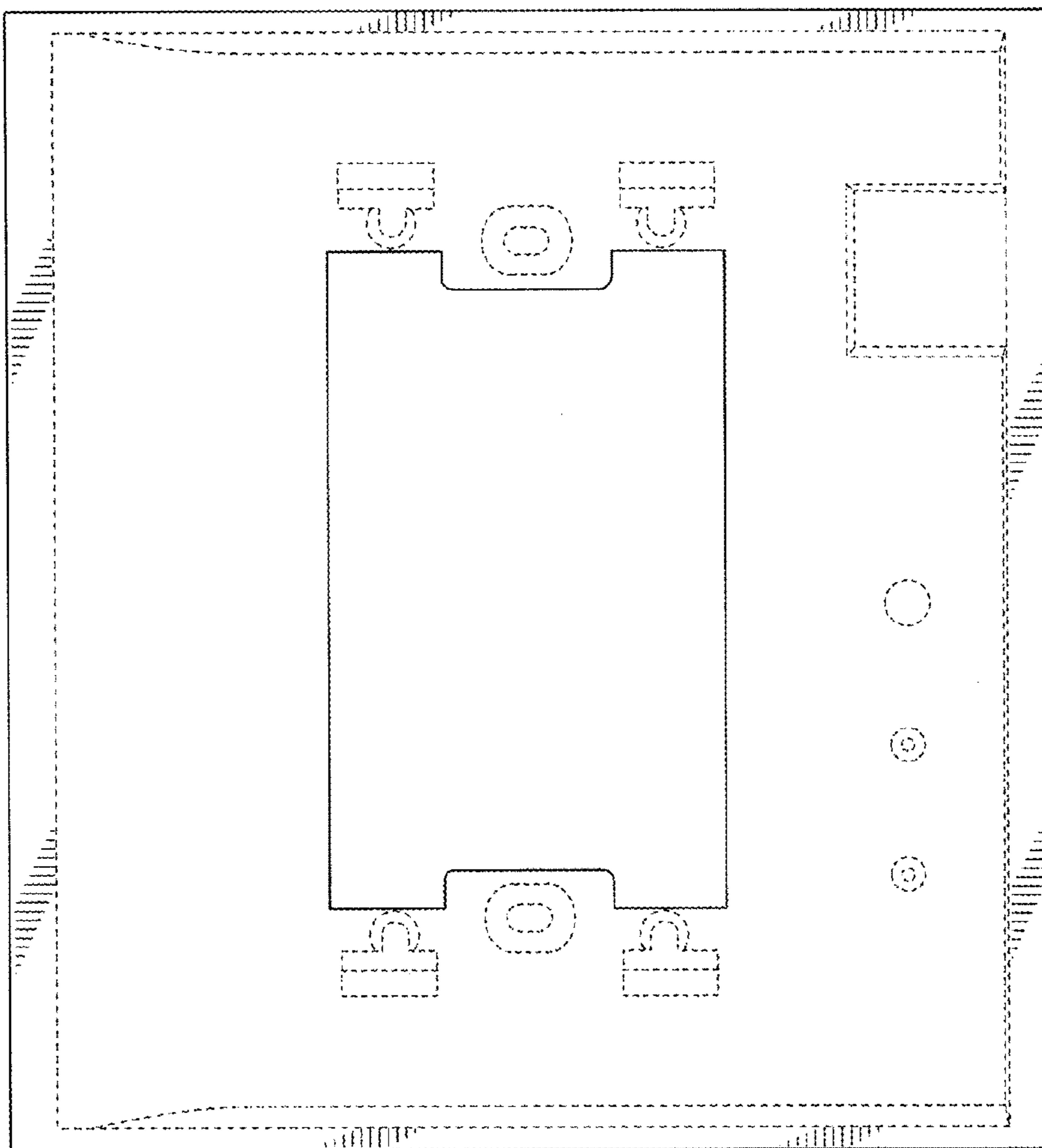


FIG. 3

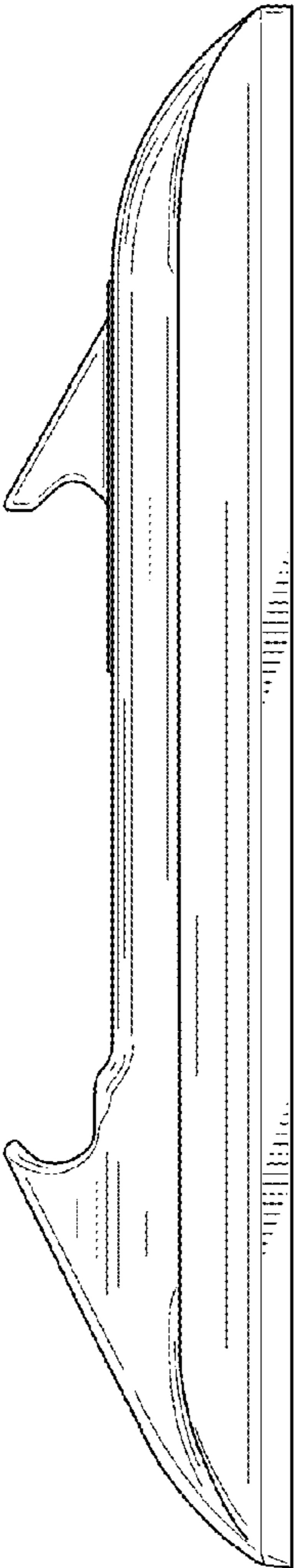


FIG. 4

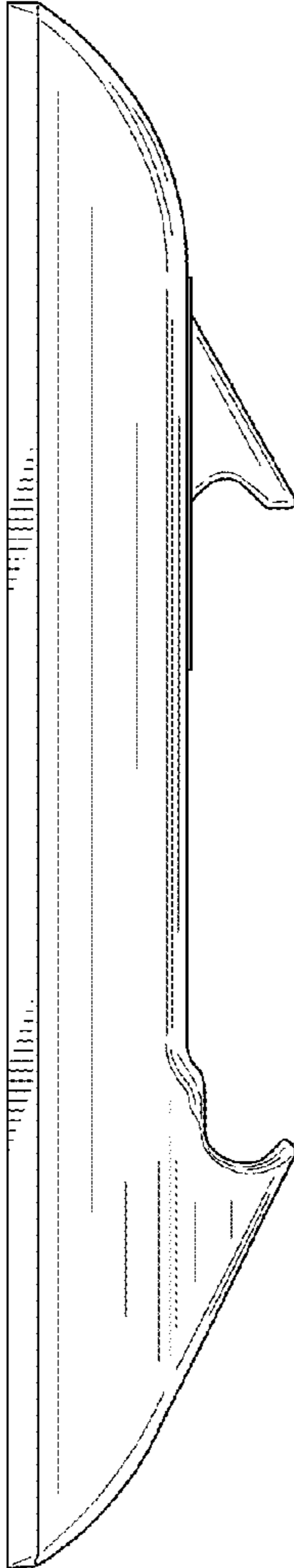


FIG. 5




FIG. 6




FIG. 7

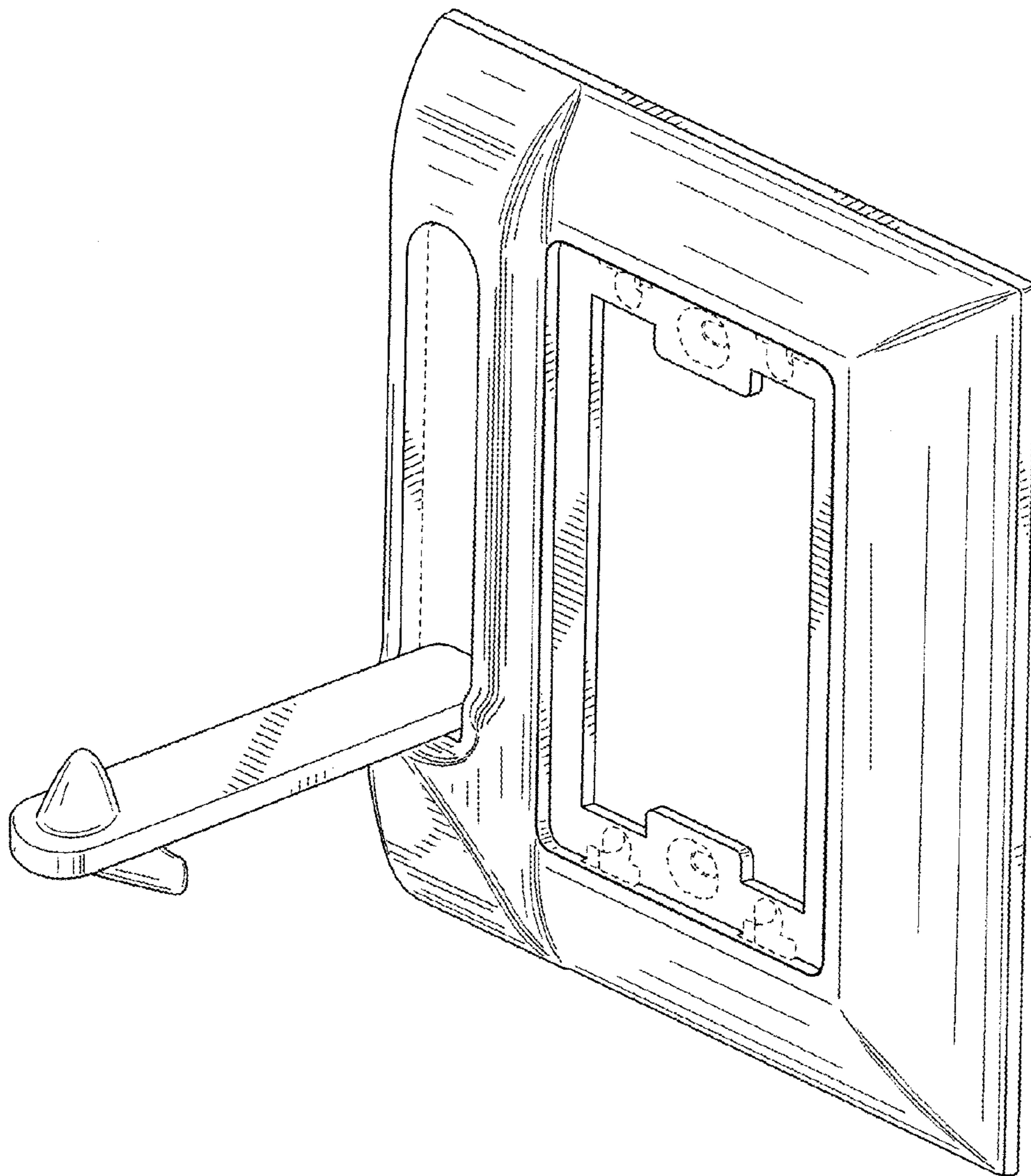


FIG. 8

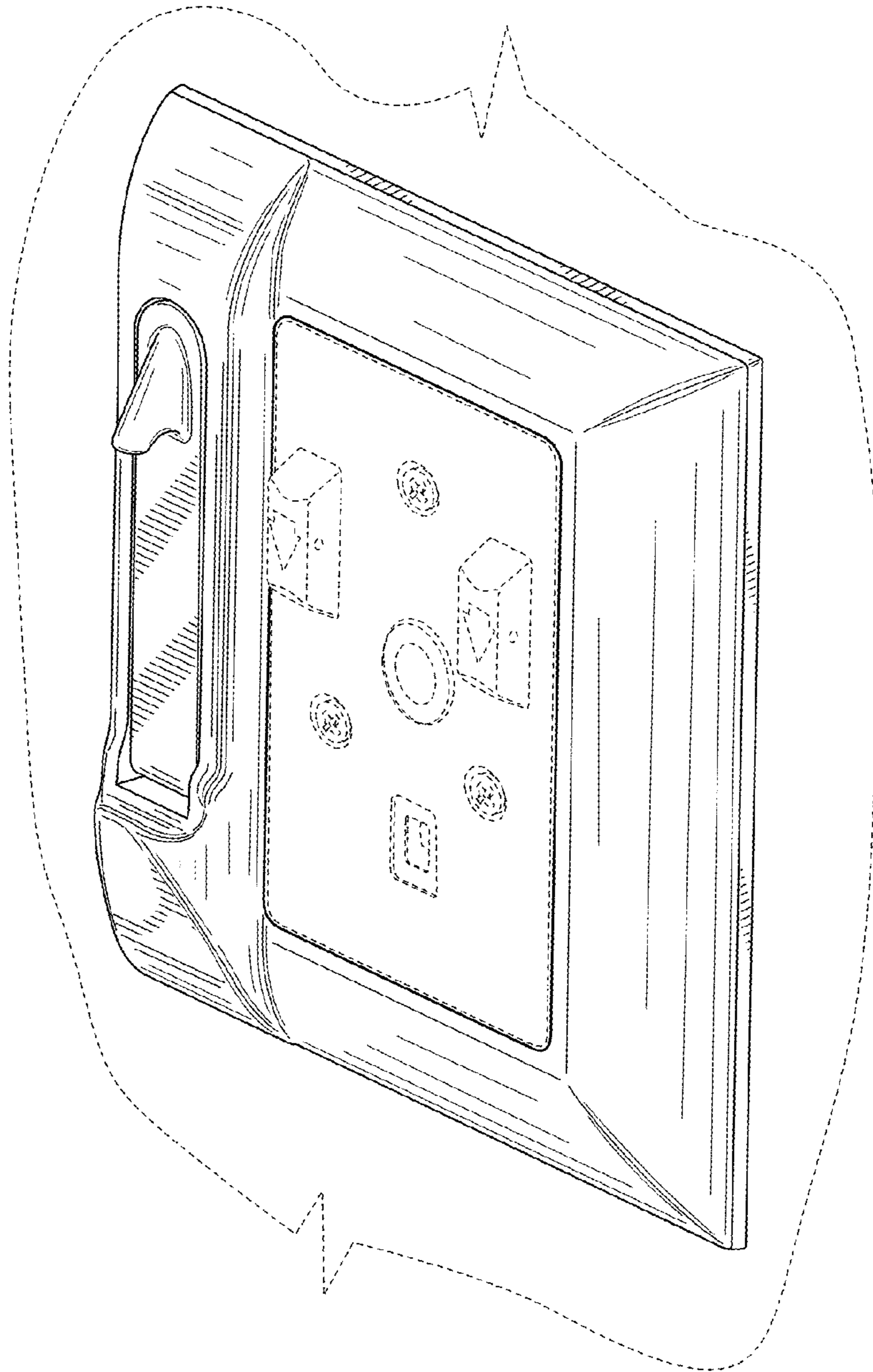


FIG. 9