

US00D756748S

(12) **United States Design Patent**  
**Lu et al.**

(10) **Patent No.:** **US D756,748 S**  
(45) **Date of Patent:** **\*\* May 24, 2016**

(54) **ESCUTCHEON**  
(71) Applicant: **TAIWAN FU HSING INDUSTRIAL CO., LTD.**, Kaohsiung (TW)  
(72) Inventors: **Shih-Min Lu**, Kaohsiung (TW);  
**Fu-Chih Huang**, Kaohsiung (TW)  
(73) Assignee: **TAIWAN FU HSING INDUSTRIAL CO., LTD.**, Gangshan District,  
Kaohsiung (TW)

D588,439 S *	3/2009	Lin .....	D8/330
D630,929 S *	1/2011	Downey .....	D8/331
D637,474 S *	5/2011	Schneider .....	D8/330
D660,129 S *	5/2012	Genord .....	D8/330
D666,074 S *	8/2012	Genord .....	D8/330
D682,657 S *	5/2013	Roberts, III .....	D8/331
D682,658 S *	5/2013	Cramer .....	D8/331
D684,842 S *	6/2013	Chan .....	D8/331
D699,096 S *	2/2014	Chan .....	D8/331
D705,037 S	5/2014	Yang	
D729,610 S	5/2015	Gao	
D736,590 S *	8/2015	Roberts, III .....	D8/330
D736,591 S *	8/2015	Groleski .....	D8/330
D737,661 S *	9/2015	Chan .....	D8/330

(\*\*) Term: **14 Years**

(21) Appl. No.: **29/525,049**

(22) Filed: **Apr. 27, 2015**

(30) **Foreign Application Priority Data**

Apr. 10, 2015 (TW) ..... 104301876

(51) **LOC (10) Cl.** ..... **11-05**

(52) **U.S. Cl.**  
USPC ..... **D8/353**; D8/331

(58) **Field of Classification Search**  
USPC ..... D8/330, 331, 334, 300, 301, 302,  
D8/350-353; 70/14, 20-22, 57, 57.1,  
70/284-286, 314, DIG. 44; 340/5.21, 5.54,  
340/5.65, 5.73, 5.81, 5.85  
CPC ..... E05C 9/004; E05B 9/002; E05B 9/00;  
E05B 9/02; E05B 37/00; E05B 1/00; E05B  
3/00; E05B 47/00; E05B 47/06; E05B 49/00;  
E05B 15/02; E05B 15/00; E05B 13/103;  
Y10T 70/8324; Y10T 70/8459; Y10T  
70/8514; Y10T 70/8568

See application file for complete search history.

(56) **References Cited**

**U.S. PATENT DOCUMENTS**

D553,953 S *	10/2007	Roberts .....	D8/330
D579,312 S *	10/2008	Veltz .....	D8/330

**FOREIGN PATENT DOCUMENTS**

TW	D151430	1/2013
TW	D163629	10/2014

\* cited by examiner

*Primary Examiner* — Mark Goodwin

(74) *Attorney, Agent, or Firm* — Winston Hsu; Scott Margo

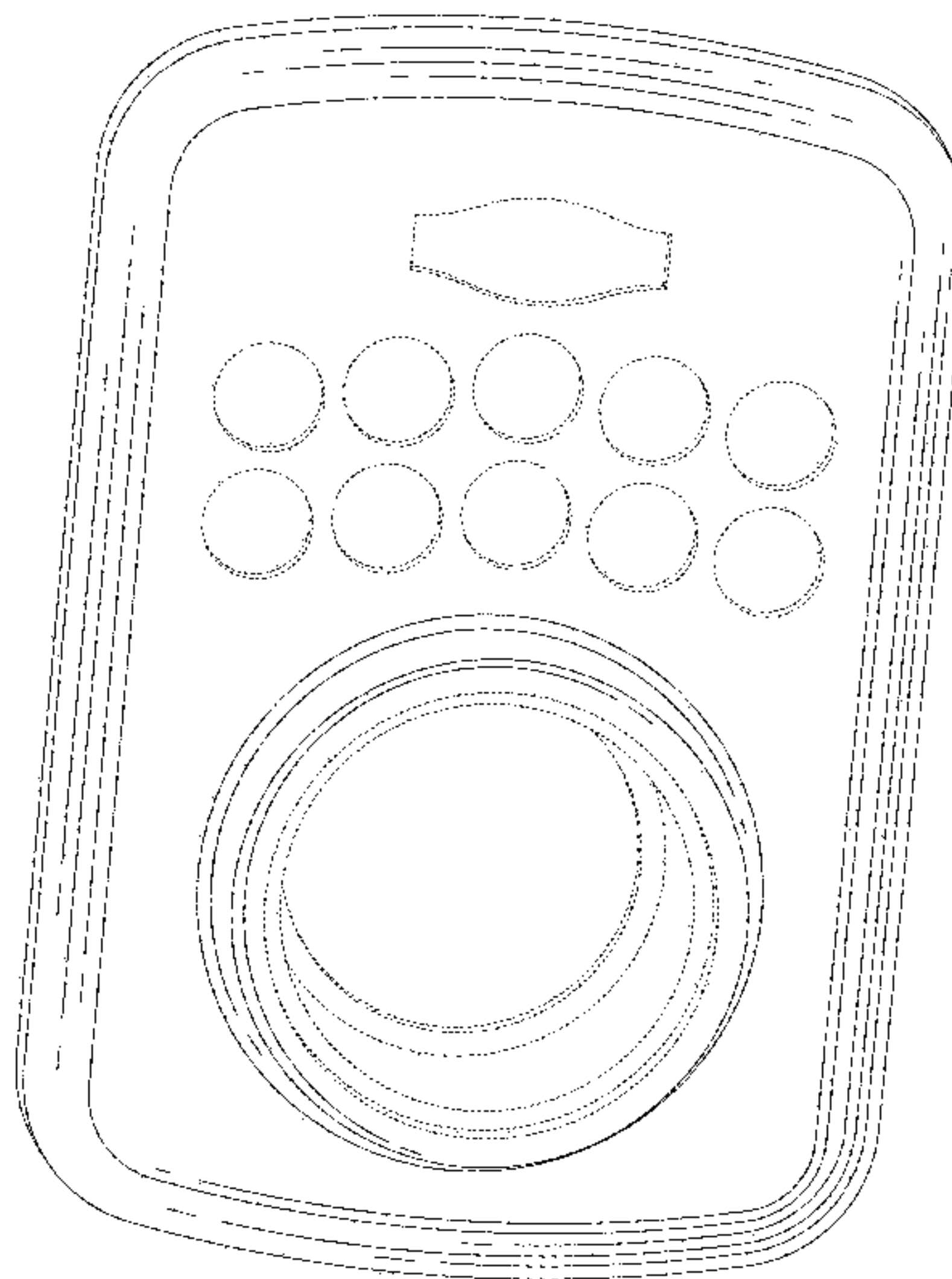
(57) **CLAIM**

The ornamental design for an escutcheon, as shown and described.

**DESCRIPTION**

FIG. 1 is a front perspective view of an escutcheon showing our new design;  
FIG. 2 is a front elevational view thereof;  
FIG. 3 is a rear elevational view thereof;  
FIG. 4 is a left side elevational view thereof;  
FIG. 5 is a right side elevational view thereof;  
FIG. 6 is a top plan view thereof; and,  
FIG. 7 is a bottom plan view thereof.  
The broken lines are for illustrative purposes only and form no part of the claimed design.

**1 Claim, 7 Drawing Sheets**



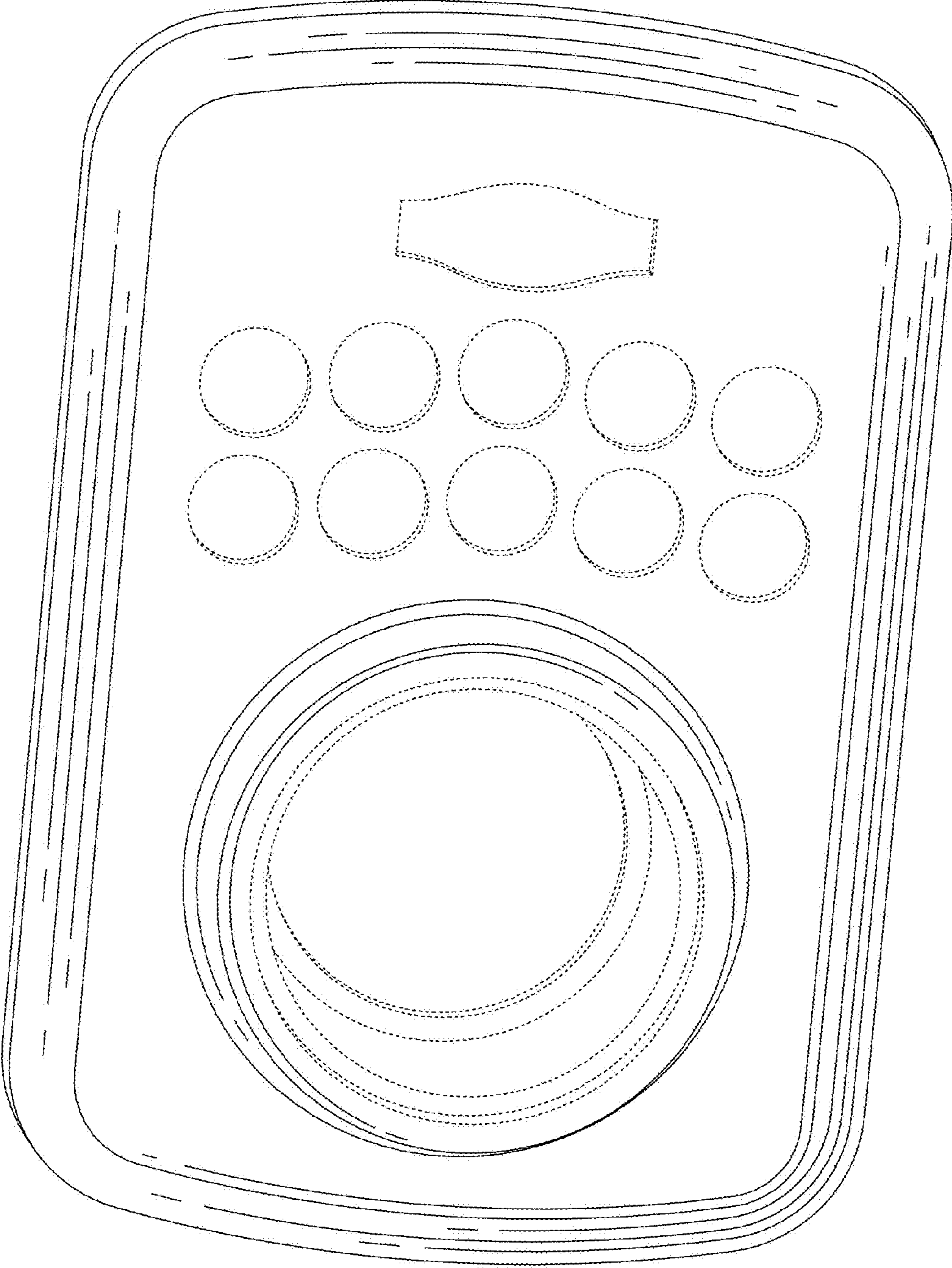


FIG. 1

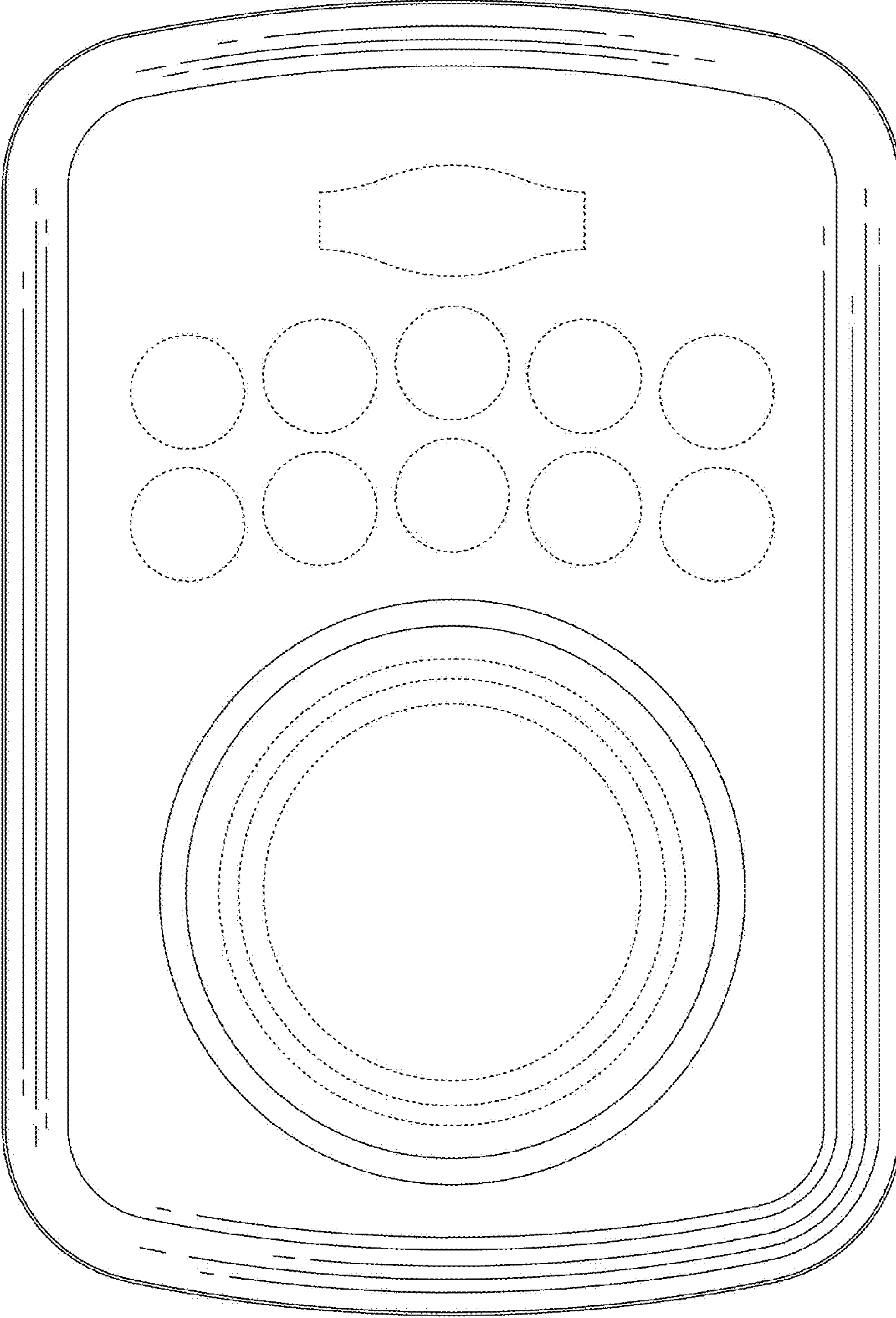


FIG. 2






FIG. 3

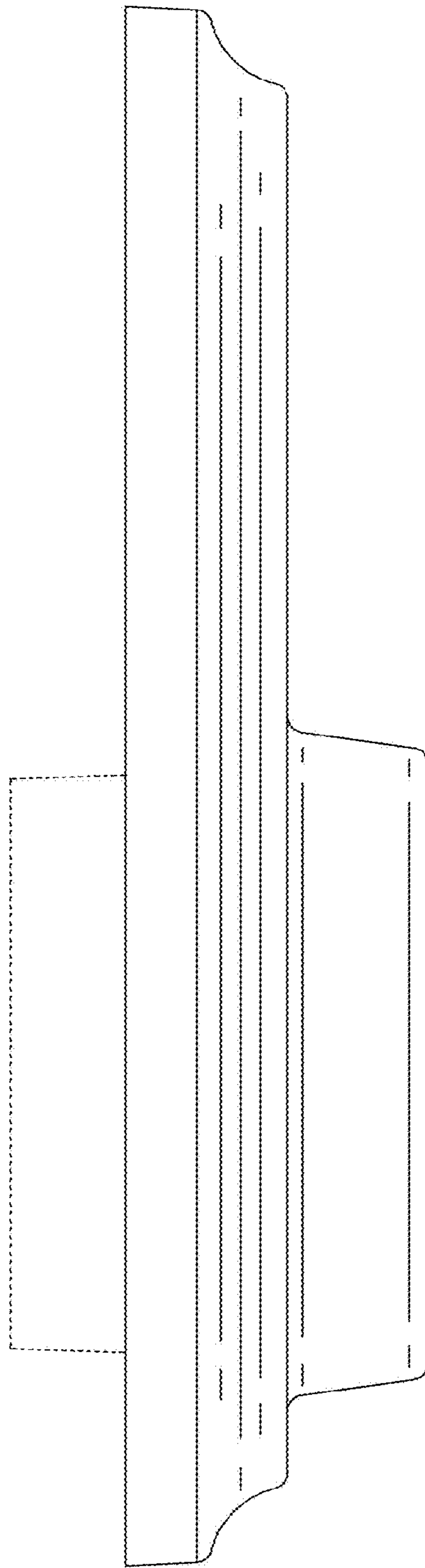


FIG. 4

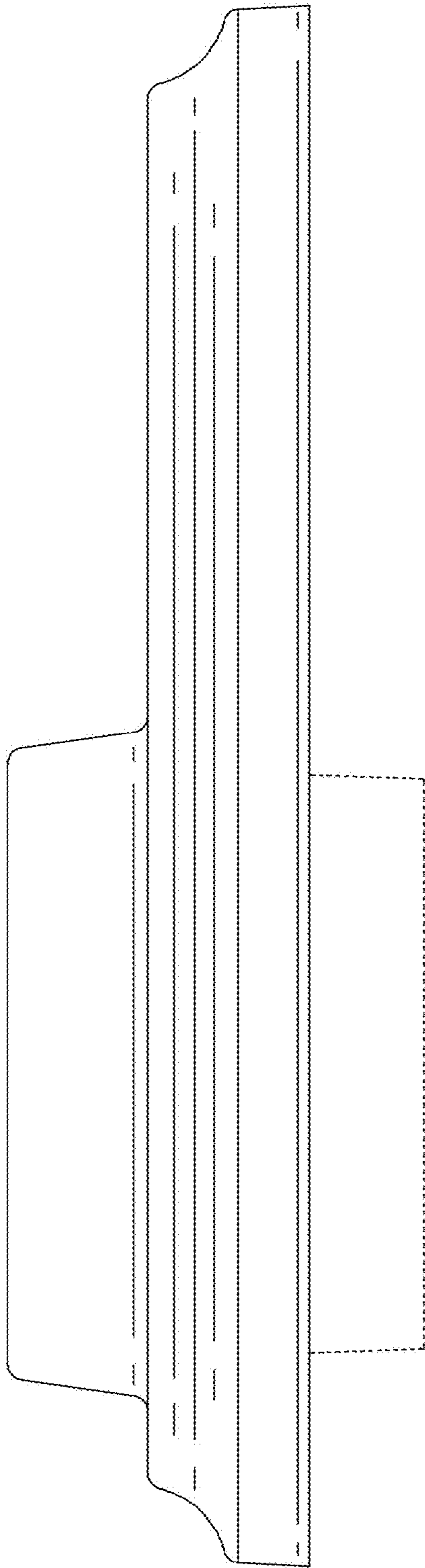


FIG. 5




FIG. 6




FIG. 7