



US00D756680S

(12) **United States Design Patent**  
**Guindi et al.**

(10) **Patent No.:** **US D756,680 S**  
(45) **Date of Patent:** **\*\* May 24, 2016**

(54) **SHOPPING BAG ORGANIZER**

A47B 67/00; A47B 81/04; A47B 96/021;  
A47B 96/065

(71) Applicants: **Henry V. Guindi**, Brooklyn, NY (US);  
**Juan C. Escobar**, Edgewater, NJ (US)

See application file for complete search history.

(72) Inventors: **Henry V. Guindi**, Brooklyn, NY (US);  
**Juan C. Escobar**, Edgewater, NJ (US)

(56) **References Cited**

(73) Assignee: **HDS Trading Corp.**, North Brunswick,  
NJ (US)

U.S. PATENT DOCUMENTS

(\*\*) Term: **14 Years**

D579,701 S *	11/2008	Snell .....	D6/513
D588,814 S *	3/2009	Ghiorghie .....	D3/304
D588,815 S *	3/2009	Ghiorghie .....	D3/304
D690,108 S *	9/2013	Goodman .....	D3/306
D718,054 S *	11/2014	Goodman .....	D3/306
D725,405 S *	3/2015	Tsai .....	D6/513
D728,255 S *	5/2015	Guindi .....	D6/513

(21) Appl. No.: **29/504,177**

\* cited by examiner

(22) Filed: **Oct. 2, 2014**

(51) **LOC (10) Cl.** ..... **03-01**

*Primary Examiner* — Daniel Bui

*Assistant Examiner* — Khawaja Anwar

(52) **U.S. Cl.**  
USPC ..... **D6/515; D6/553**

(74) *Attorney, Agent, or Firm* — Ostrolenk Faber LLP

(58) **Field of Classification Search**  
USPC ..... D6/512–515, 553, 567, 566, 569, 315,  
D6/320, 327, 328, 570; D26/51; D3/304,  
D3/306

(57) **CLAIM**



The ornamental design for a shopping bag organizer, as shown and described.

CPC ..... A47F 5/01; A47F 7/00; A47F 7/0028;  
A47F 5/0006; A47F 5/0823; A47F 1/082;  
A47F 1/121; A47F 5/02; A47F 5/0846;  
A47F 5/137; A47F 7/0064; A47F 7/065;  
A47F 3/0404; A47F 5/0018; A47F 5/0025;  
A47F 5/0037; A47B 55/02; A47B 81/00;  
A47B 81/007; A47B 13/14; A47B 2097/003;  
A47B 2220/0008; A47B 45/00; A47B 49/00;  
A47B 57/00; A47B 57/04; A47B 63/00;

**DESCRIPTION**

FIG. 1 is a top, front and side perspective view of a shopping bag organizer showing our new design;  
FIG. 2 is a front plan view thereof;  
FIG. 3 is a rear plan view thereof;  
FIG. 4 is a side view thereof, the opposite side view being a mirror image thereof;  
FIG. 5 is a top view thereof; and,  
FIG. 6 is a bottom view thereof.

**1 Claim, 3 Drawing Sheets**






FIG. 1




FIG. 2




FIG. 3

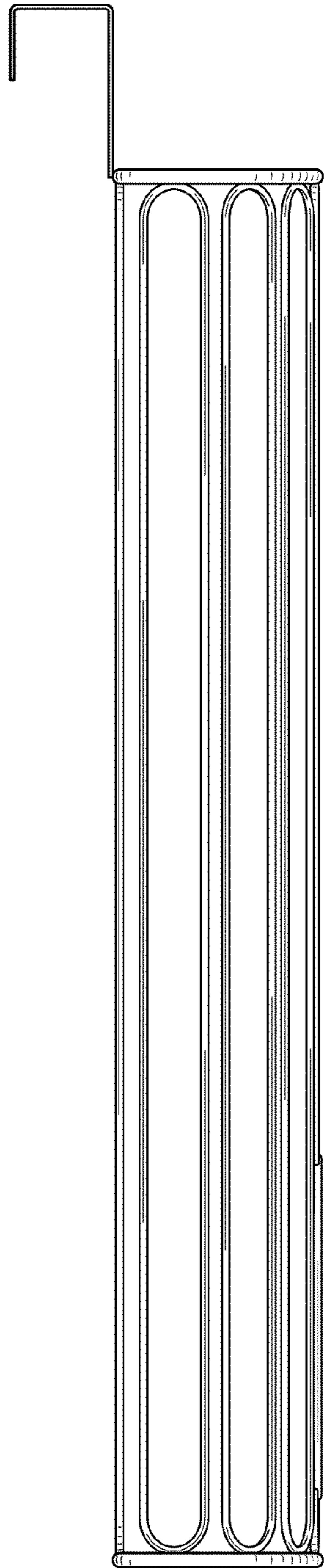


FIG. 4

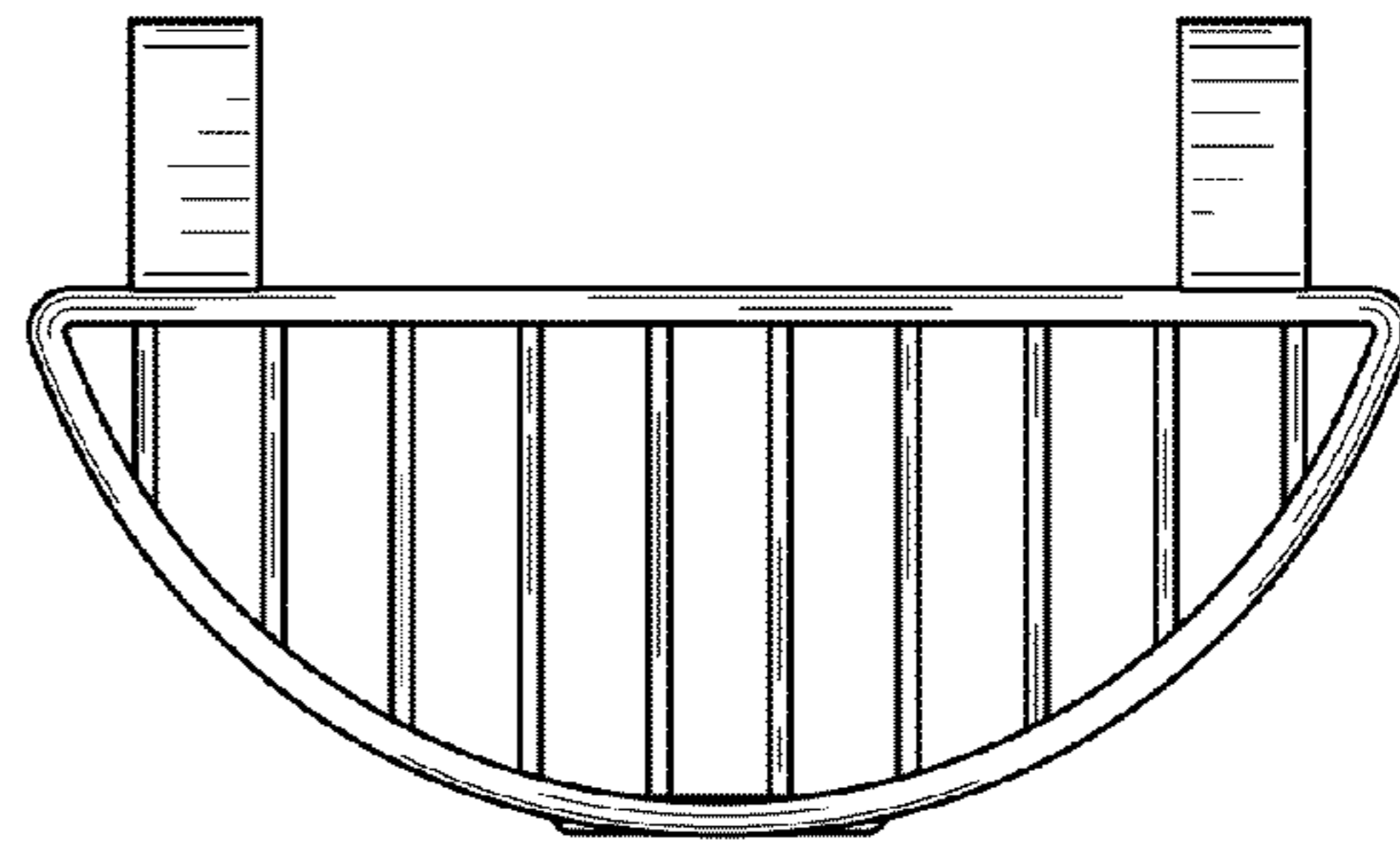


FIG. 5

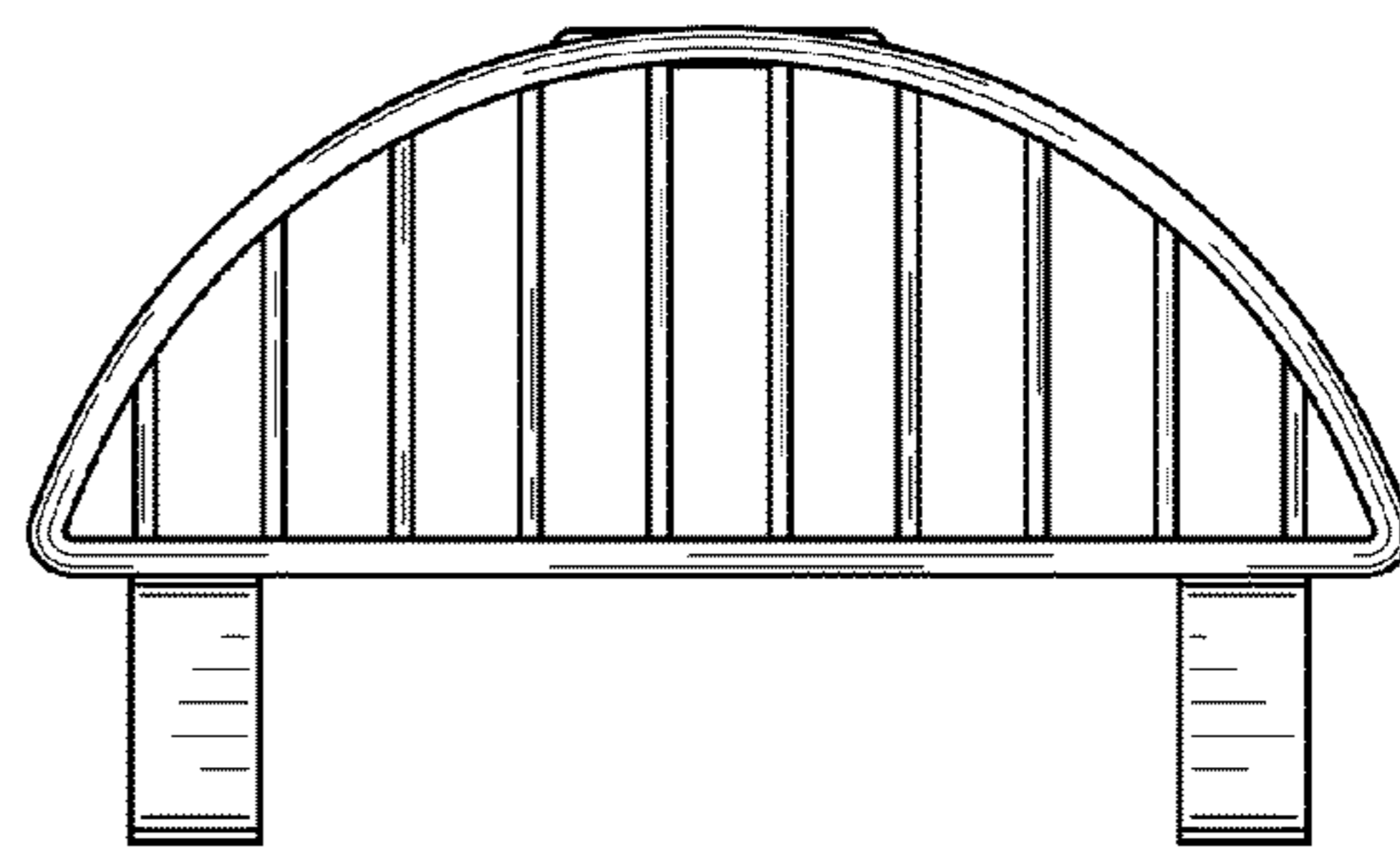


FIG. 6