

US00D756679S

(12) **United States Design Patent**  
**Cohen**

(10) **Patent No.:** **US D756,679 S**

(45) **Date of Patent:** **\*\* May 24, 2016**

(54) **MULTIFUNCTIONAL SIX SHELF ORGANIZER**

(71) Applicant: **Mystic Apparel LLC**, New York, NY (US)

(72) Inventor: **Samuel V. Cohen**, Brooklyn, NY (US)

(73) Assignee: **Mystic Apparel LLC**, New York City, NY (US)

(\*\*) Term: **14 Years**

(21) Appl. No.: **29/511,555**

(22) Filed: **Dec. 11, 2014**

(51) **LOC (10) Cl.** ..... **06-04**

(52) **U.S. Cl.**  
USPC ..... **D6/514**

(58) **Field of Classification Search**  
USPC ..... D6/512-514, 524-525, 552-553,  
D6/567-570, 315, 317, 320, 323, 326;  
D3/201, 203.1, 205, 903

CPC ..... A45C 11/00; A45C 11/16; A45C 13/02;  
A45C 2011/002; A45C 15/00; A45C 11/008;  
A45C 11/24; A45C 13/008; A45C 1/06;  
A45C 2200/10; A45C 3/02; A45C 11/02;  
A45C 11/182; A45C 11/26; A45C 13/18;  
A45C 13/42; B65D 85/18; B65D 2203/00;  
B65D 33/12; B65D 33/14; B65D 5/4204;  
B65D 85/182; B65D 85/60; B65D 1/32;  
B65D 21/0204; B65D 21/0209; B65D  
21/0233; B65D 21/086; B65D 2201/00;  
B65D 2221/00

See application file for complete search history.

(56) **References Cited**

U.S. PATENT DOCUMENTS

D539,580 S *	4/2007	Greiner	.....	D6/514
D551,472 S *	9/2007	Greiner	.....	D6/514
D551,473 S *	9/2007	Greiner	.....	D6/514
D566,986 S *	4/2008	Greiner	.....	D6/514
D606,334 S *	12/2009	Clark	.....	D6/514
D651,830 S *	1/2012	Sabounjian	.....	D6/514
D728,962 S *	5/2015	Fernandes	.....	D6/514

\* cited by examiner

*Primary Examiner* — Daniel Bui

*Assistant Examiner* — Khawaja Anwar

(74) *Attorney, Agent, or Firm* — Andrew S. Langsam; Pryor Cashman LLP

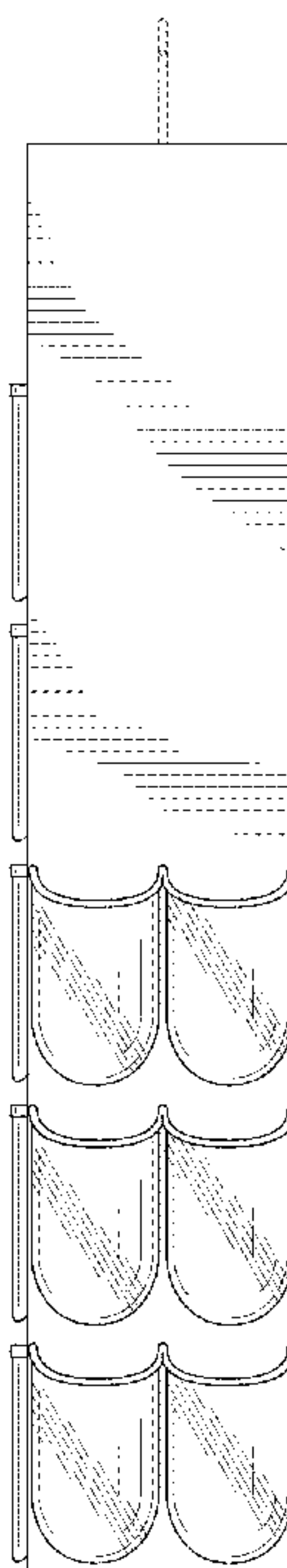
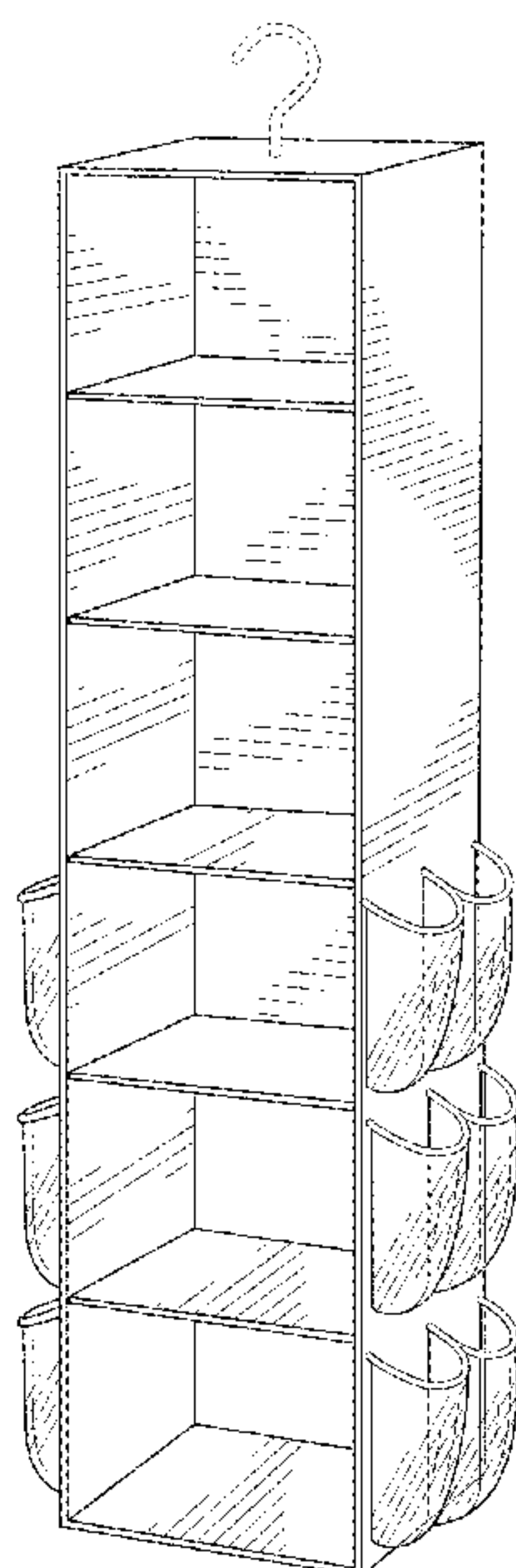
(57) **CLAIM**

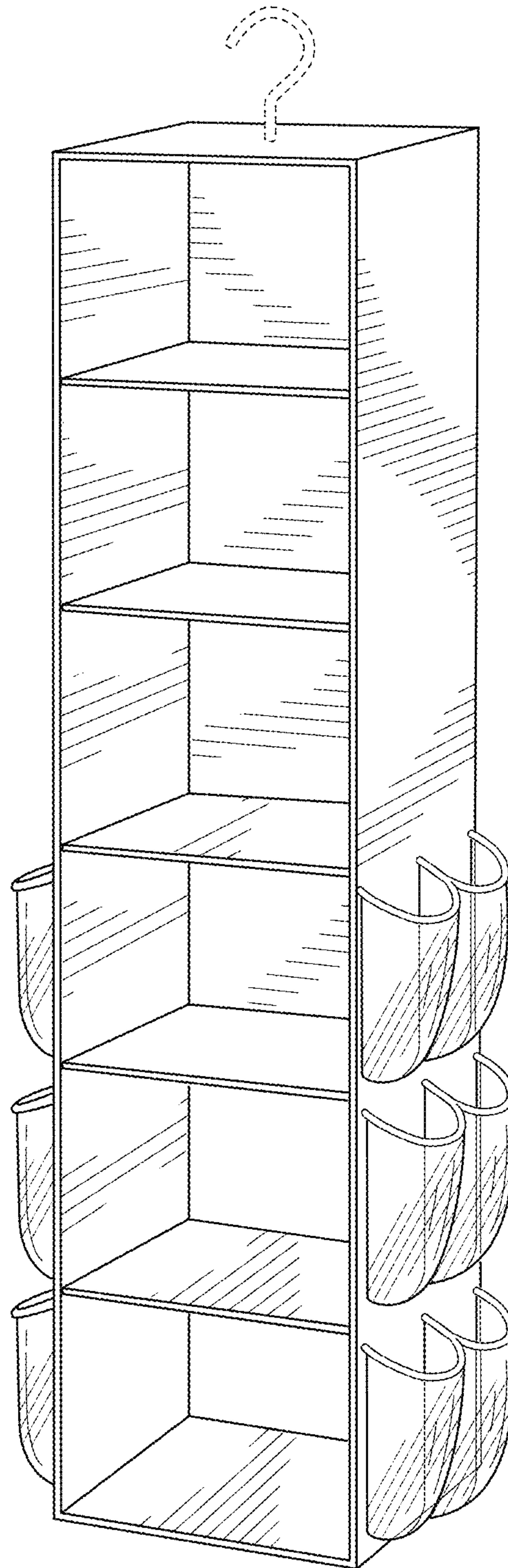
The ornamental design for a multifunctional six shelf organizer, as shown and described.

**DESCRIPTION**

FIG. 1 is a perspective view of a multifunctional six shelf organizer, showing my new design;  
FIG. 2 is a front elevation view thereof;  
FIG. 3 is a left side elevation view thereof;  
FIG. 4 is a right side elevation view thereof;  
FIG. 5 is a rear elevation view thereof;  
FIG. 6 is a top plan view thereof; and,  
FIG. 7 is a bottom plan view thereof.  
The broken lines in the figure drawings represent unclaimed environment and form no part of the claimed design.

**1 Claim, 5 Drawing Sheets**





**FIG. 1**

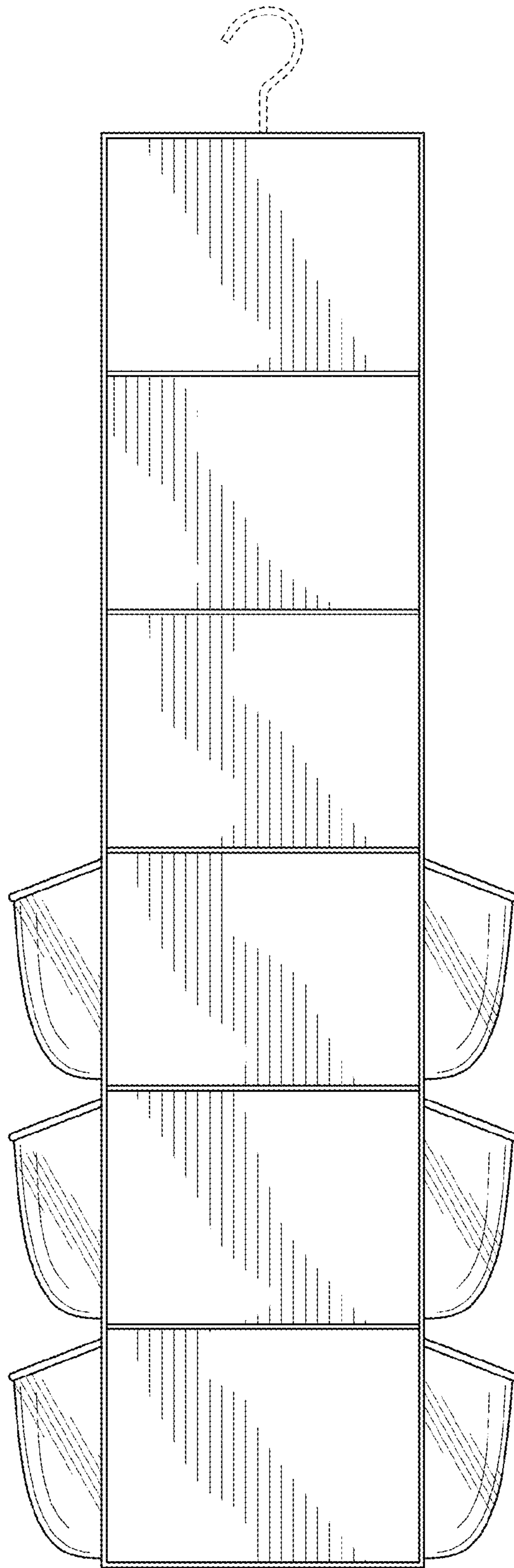




FIG. 2



**FIG. 3**



**FIG. 4**



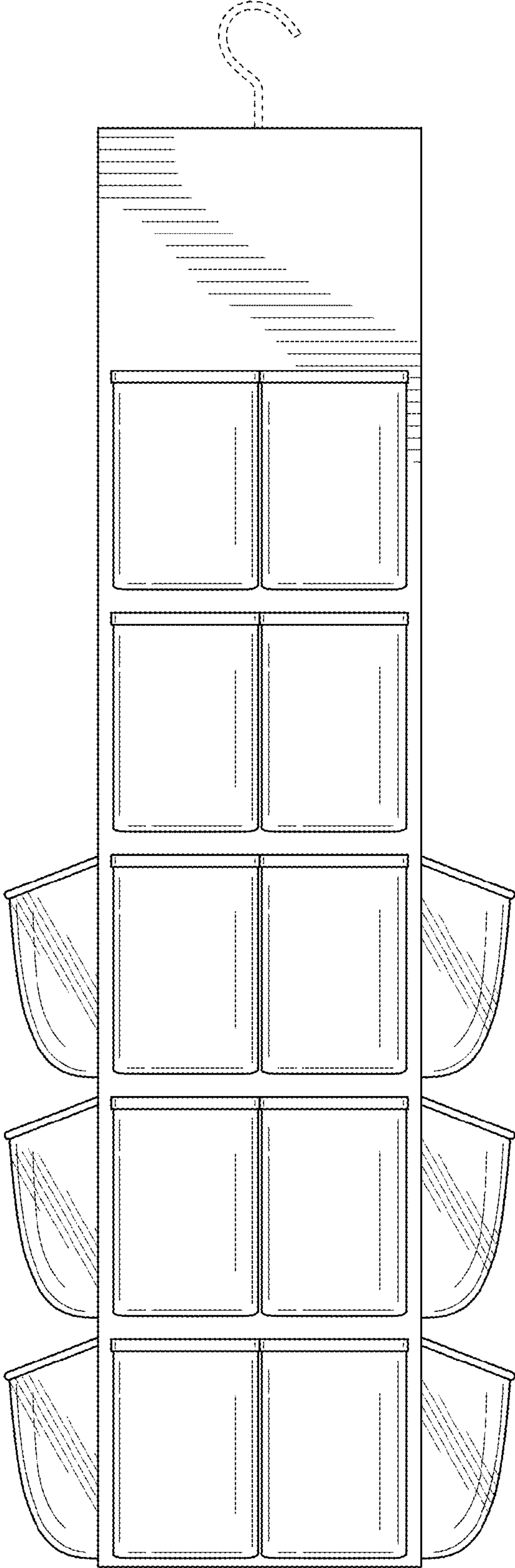
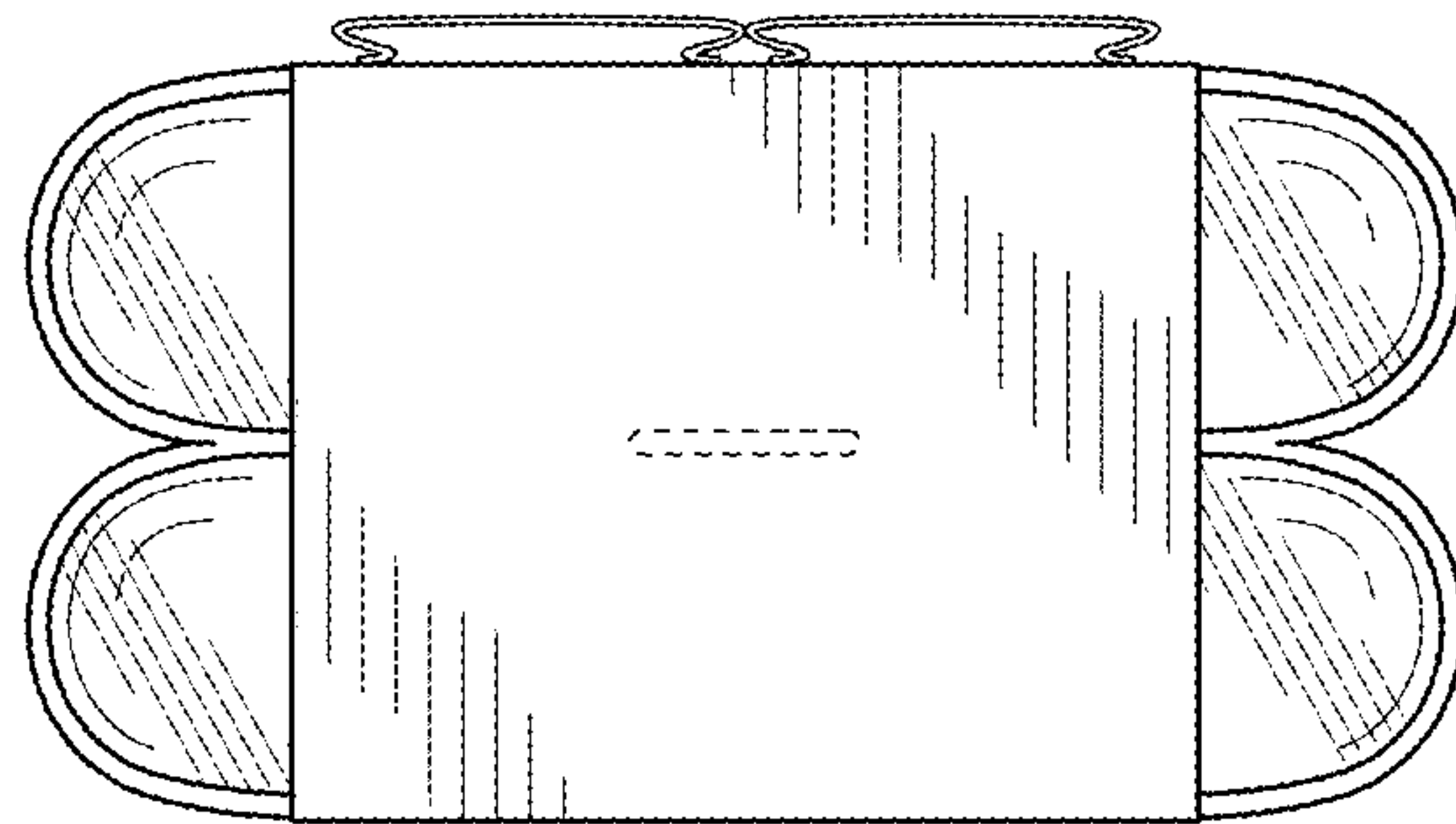
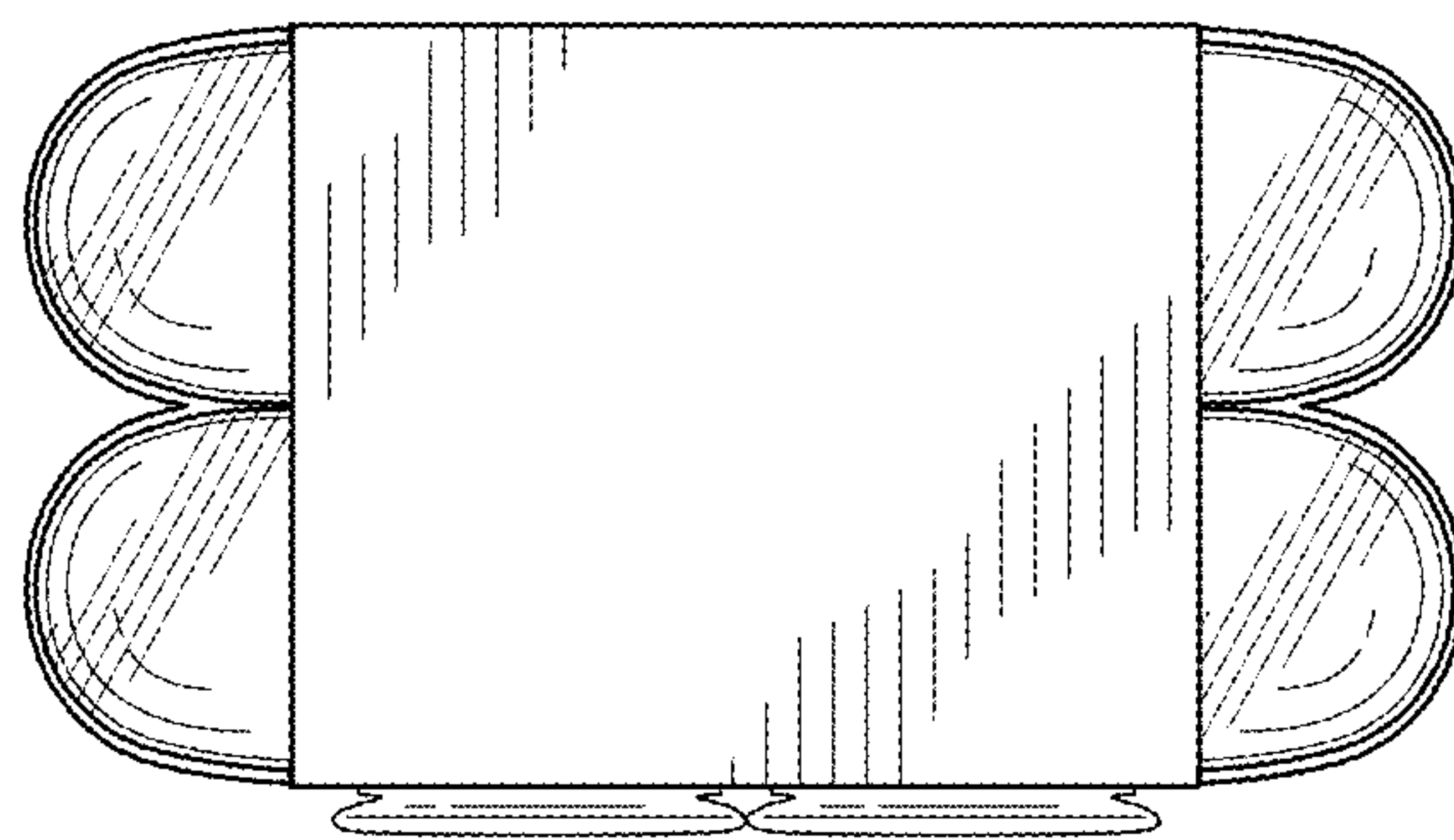


FIG. 5



**FIG. 6**



**FIG. 7**