



US00D756656S

(12) **United States Design Patent**
Roden

(10) **Patent No.:** **US D756,656 S**

(45) **Date of Patent:** **** May 24, 2016**

(54) **SADDLEBAG MODULAR CARRYING STRAP**

(56) **References Cited**

(71) Applicant: **Donald John Roden**, Billings, MT (US)

U.S. PATENT DOCUMENTS

(72) Inventor: **Donald John Roden**, Billings, MT (US)

D385,416 S *	10/1997	Runner	D3/231
D386,887 S *	12/1997	Hambas	D2/830
D483,561 S *	12/2003	Charpentier	D3/221
D605,849 S *	12/2009	Mori	D3/217
D607,638 S *	1/2010	Hensley et al.	D3/231
D616,643 S *	6/2010	Casper	D3/221

(**) Term: **14 Years**

* cited by examiner

(21) Appl. No.: **29/476,846**

(22) Filed: **Dec. 17, 2013**

Primary Examiner — Holly Baynham

(74) *Attorney, Agent, or Firm* — Kenneth Bower; Lyman Smith

Related U.S. Application Data

(63) Continuation of application No. 11/790,179, filed on Apr. 24, 2007, now abandoned.

(57) **CLAIM**

An ornamental design for a saddlebag modular carrying strap, as shown and described.

(51) **LOC (10) Cl.** **03-01**

DESCRIPTION

(52) **U.S. Cl.**
USPC **D3/327**

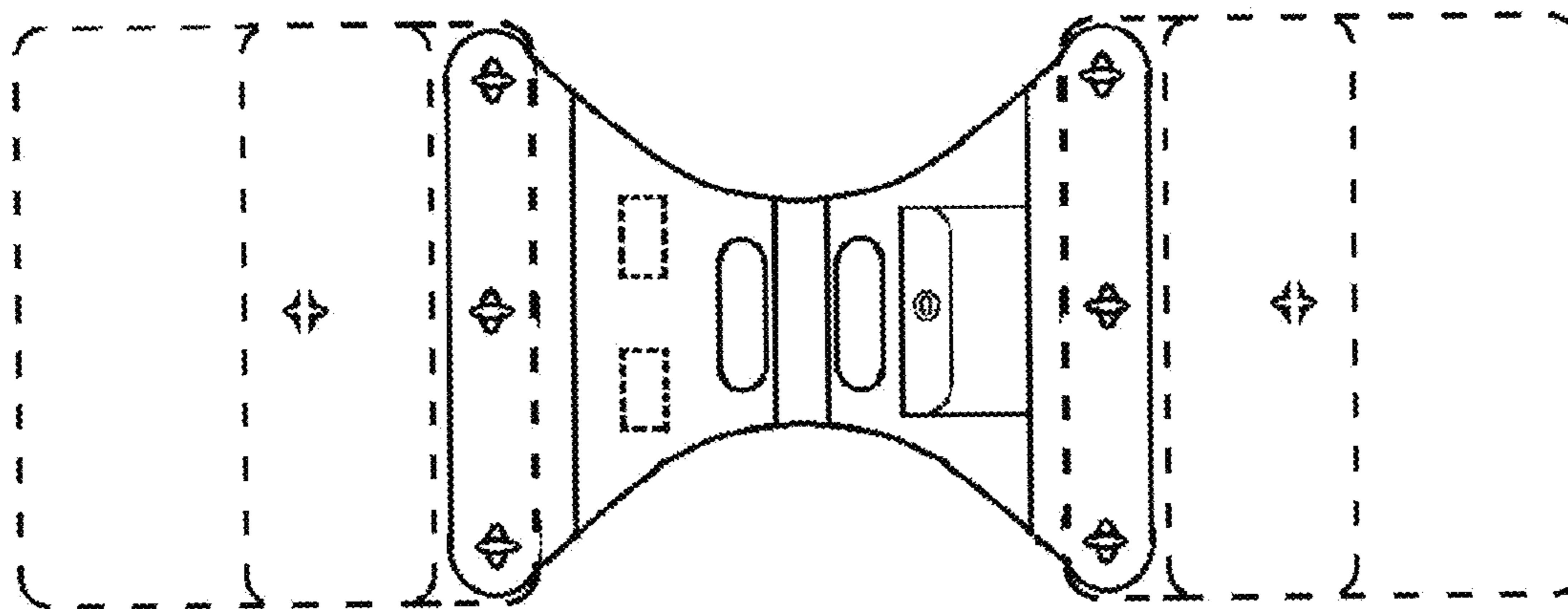
FIG. 1 is a top view of a saddlebag modular carrying strap showing my new design; and,

FIG. 2 is a front view thereof.

(58) **Field of Classification Search**
USPC D3/328, 321
CPC A45C 15/00; A45F 4/02
See application file for complete search history.

The broken lines showing a saddlebag and elements of the strap are for the purposes of illustrating environment and forms no part of the claimed design.

1 Claim, 1 Drawing Sheet



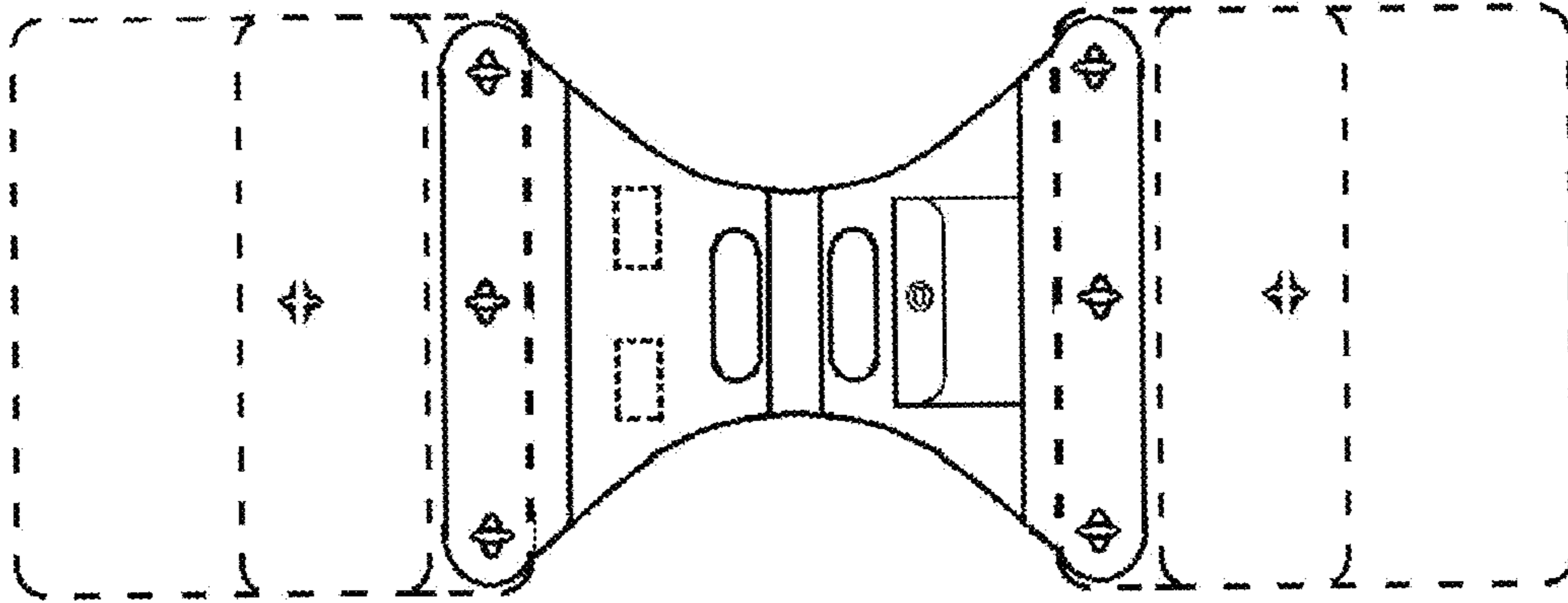


Fig. 1

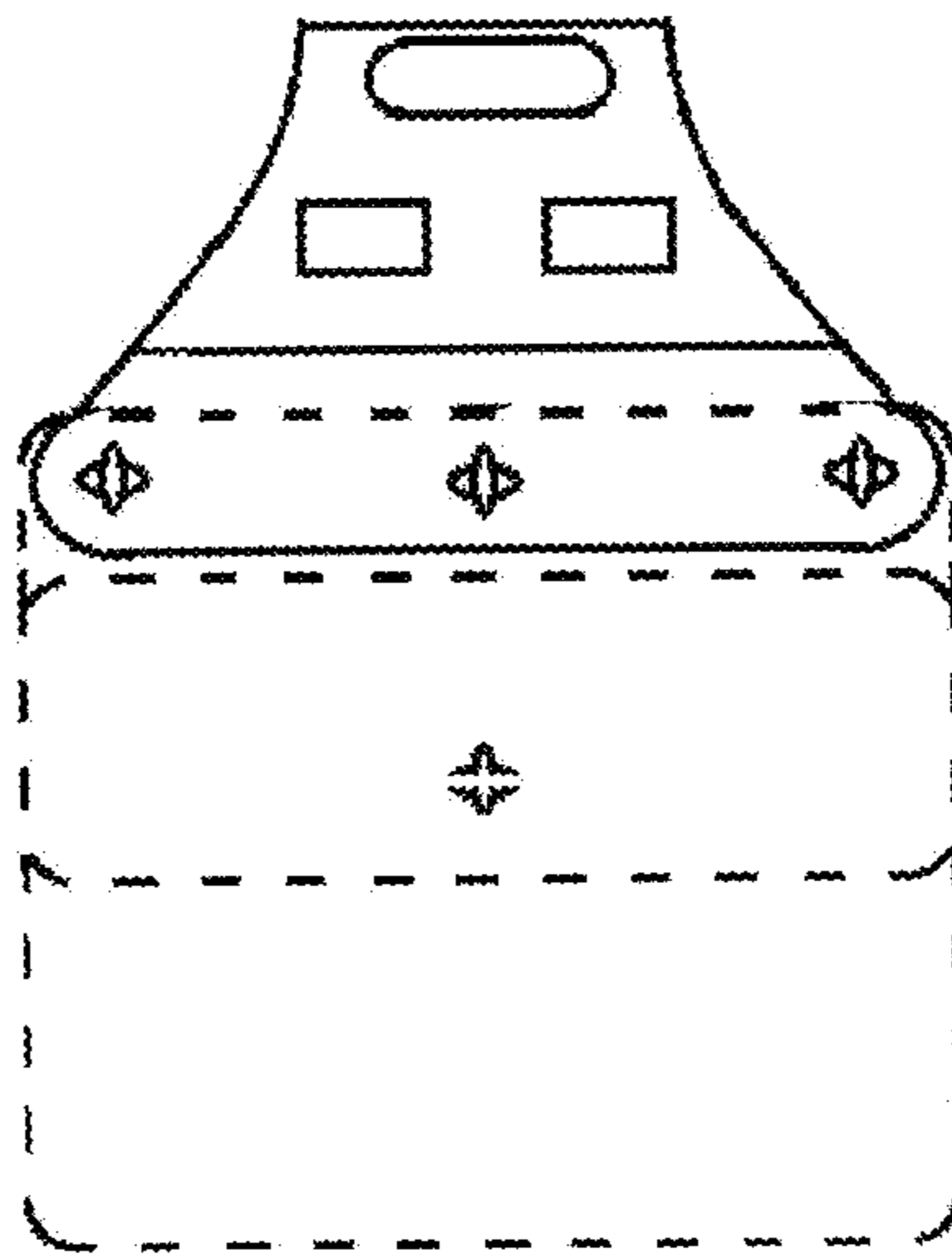


Fig. 2