



US00D756655S

(12) **United States Design Patent**
Son

(10) **Patent No.:** **US D756,655 S**
(45) **Date of Patent:** **** May 24, 2016**

(54) **BAG ACCESSORY**
(71) Applicant: **314HORNET CO., LTD.**, Seoul (KR)
(72) Inventor: **Kyung Wan Son**, Seoul (KR)
(73) Assignee: **314HORNET CO., LTD.**, Seoul (KR)
(**) Term: **14 Years**

1,508,300 A * 9/1924 Sacks D04D 5/00
15/202
2,762,056 A * 9/1956 Glagovsky D04D 7/00
24/715.5
3,377,674 A * 4/1968 Brassaw D04D 5/00
28/147
6,066,371 A * 5/2000 Zehetner D04D 7/08
428/28
D660,904 S * 5/2012 Palmisano D16/341
D716,052 S * 10/2014 Sappenfield-Chan D3/318
D730,637 S * 6/2015 Maddocks D2/946

(21) Appl. No.: **29/510,616**

* cited by examiner

(22) Filed: **Dec. 1, 2014**

Primary Examiner — Rosemary K Tarcza

Assistant Examiner — Christy Nemeth

(30) **Foreign Application Priority Data**

(74) *Attorney, Agent, or Firm* — Quarles & Brady LLP

Nov. 7, 2014 (KR) 30-2014-0053613

(51) **LOC (10) Cl.** **03-01**

(57) **CLAIM**

The ornamental design for a bag accessory, as shown and described.

(52) **U.S. Cl.**

USPC **D3/318**

(58) **Field of Classification Search**

DESCRIPTION

USPC D3/232–246, 272, 273, 276, 281, 282,
D3/318, 324; 150/100, 104–108, 110, 111,
150/112, 114, 115, 117, 118, 119, 128,
150/154; D6/581

The patent or application file contains at least one drawing(s)/photograph(s) executed in color. Copies of this patent or patent application with color drawing(s)/photograph(s) will be provided by the Office upon request and payment of the necessary fee.

CPC D04D 5/00; D04D 7/00; D04D 7/08;
D04D 9/00; A45C 1/00; A45C 1/02; A45C
1/024; A45C 1/08; A45C 3/00; A45C
2003/008; A45C 5/00; A45C 7/00; A45C
7/0018; A45C 7/0054; A45C 7/0059; A45C
7/0095; A45C 13/00; A45C 13/001; A45C
13/002; A45C 2200/00; A45F 3/00; A45F
3/04; A45F 3/06; A45F 2003/001; A45F
2003/002; A45F 2003/006

FIG. 1 is an isometric view of a front, top, and right side of an ornamental design for a bag accessory;

FIG. 2 is a front elevational view of the bag accessory of FIG. 1;

FIG. 3 is a rear elevational view of the bag accessory of FIG. 1;

See application file for complete search history.

FIG. 4 is a left side elevational view of the bag accessory of FIG. 1;

FIG. 5 is a right side elevational view of the bag accessory of FIG. 1;


(56) **References Cited**

U.S. PATENT DOCUMENTS

D28,222 S * 2/1898 Clogg D3/10
1,413,618 A * 4/1922 Rosenblum D04D 5/00
2/244

FIG. 6 is a top plan view of the bag accessory of FIG. 1; and,
FIG. 7 is a bottom plan view of the bag accessory of FIG. 1.

1 Claim, 3 Drawing Sheets
(3 of 3 Drawing Sheet(s) Filed in Color)






FIG. 1




FIG. 2




FIG. 3




FIG. 4




FIG. 5




FIG. 6




FIG. 7