



US00D756654S

(12) **United States Design Patent**  
**Son**

(10) **Patent No.:** **US D756,654 S**

(45) **Date of Patent:** **\*\* May 24, 2016**

(54) **BAG ACCESSORY**

(71) Applicant: **314HORNET CO., LTD.**, Seoul (KR)

(72) Inventor: **Kyung Wan Son**, Seoul (KR)

(73) Assignee: **314HORNET CO., LTD.**, Seoul (KR)

(\*\*) Term: **14 Years**

(21) Appl. No.: **29/510,615**

(22) Filed: **Dec. 1, 2014**

(30) **Foreign Application Priority Data**

Nov. 7, 2014 (KR) ..... 30-2014-0053600

(51) **LOC (10) Cl.** ..... **03-01**

(52) **U.S. Cl.**

USPC ..... **D3/318**

(58) **Field of Classification Search**

USPC ..... D3/232-246, 272, 273, 276, 281, 282,  
D3/318, 324; 150/100, 104-108, 110, 111,  
150/112, 114, 115, 117, 118, 119, 128,  
150/154; D6/581

CPC ..... D04D 5/00; D04D 7/00; D04D 7/08;  
D04D 9/00; A45C 1/00; A45C 1/02; A45C  
1/024; A45C 1/08; A45C 3/00; A45C  
2003/008; A45C 5/00; A45C 7/00; A45C  
7/0018; A45C 7/0054; A45C 7/0059; A45C  
7/0095; A45C 13/00; A45C 13/001; A45C  
13/002; A45C 2200/00; A45F 3/00; A45F  
3/04; A45F 3/06; A45F 2003/001; A45F  
2003/002; A45F 2003/006

See application file for complete search history.

(56) **References Cited**

U.S. PATENT DOCUMENTS

D28,222	S	*	2/1898	Clogg	.....	D3/10
1,413,618	A	*	4/1922	Rosenblum	.....	D04D 5/00 2/244
1,508,300	A	*	9/1924	Sacks	.....	D04D 5/00 15/202
2,762,056	A	*	9/1956	Glagovsky	.....	D04D 7/00 24/715.5
3,377,674	A	*	4/1968	Brassaw	.....	D04D 5/00 28/147
6,066,371	A	*	5/2000	Zehetner	.....	D04D 7/08 428/28
D660,904	S	*	5/2012	Palmisano	.....	D16/341
D716,052	S	*	10/2014	Sappenfield-Chan	.....	D3/318
D730,637	S	*	6/2015	Maddocks	.....	D2/946

\* cited by examiner

*Primary Examiner* — Rosemary K Tarcza

*Assistant Examiner* — Christy Nemeth

(74) *Attorney, Agent, or Firm* — Quarles & Brady LLP


(57) **CLAIM**

The ornamental design for a bag accessory, as shown and described.

**DESCRIPTION**

FIG. 1 is an isometric view of a front, top, and right side of an ornamental design for a bag accessory;  
FIG. 2 is a front elevational view of the bag accessory of FIG. 1;  
FIG. 3 is a rear elevational view of the bag accessory of FIG. 1;  
FIG. 4 is a left side elevational view of the bag accessory of FIG. 1;  
FIG. 5 is a right side elevational view of the bag accessory of FIG. 1;  
FIG. 6 is a top plan view of the bag accessory of FIG. 1; and,  
FIG. 7 is a bottom plan view of the bag accessory of FIG. 1.

**1 Claim, 3 Drawing Sheets**






FIG. 1




FIG. 2






FIG. 3




FIG. 4




FIG. 5




FIG. 6




FIG. 7