



US00D756647S

(12) **United States Design Patent**
Leblanc

(10) **Patent No.:** **US D756,647 S**
(45) **Date of Patent:** **** May 24, 2016**

(54) **CONTAINER**

- (71) Applicant: **MEGA Brands Inc.**, Montreal (CA)
- (72) Inventor: **Julie Leblanc**, Laval (CA)
- (73) Assignee: **MEGA Brands Inc.**, Montreal, Quebec (CA)
- (**) Term: **14 Years**
- (21) Appl. No.: **29/480,999**
- (22) Filed: **Jan. 31, 2014**

Related U.S. Application Data

- (63) Continuation-in-part of application No. 29/455,216, filed on May 17, 2013, now Pat. No. Des. 699,439, which is a continuation of application No. 29/439,903, filed on Dec. 17, 2012, now Pat. No. Des. 684,364.
- (51) **LOC (10) Cl.** **03-01**
- (52) **U.S. Cl.**
USPC **D3/289; D3/301**
- (58) **Field of Classification Search**
USPC 383/6-31, 67, 97, 106, 901, 907, 61.3; D3/273, 276, 285, 287, 289, 290, 291, D3/299, 301, 318, 321, 324-326, 232, 242, D3/243, 231; 190/115, 124-127; D7/607, D7/608; 206/232, 524.8, 769; 220/602, 220/662; D9/418; 229/162.1
CPC B65D 81/2023; B65D 85/16; B65D 25/54; A45C 2200/10
See application file for complete search history.

(56) **References Cited**

U.S. PATENT DOCUMENTS

- 1,161,012 A * 11/1915 Summers 220/662
- 1,356,344 A * 10/1920 Dister 220/662

(Continued)

FOREIGN PATENT DOCUMENTS

- AT 00048071-0001 2/2002
- DE 49000439-0001 5/1990

(Continued)

OTHER PUBLICATIONS

Mitsides Group News, "The brand new pasta fun for kids range has arrived!" Posted Oct. 27, 2011. Accessed Sep. 11, 2015. (<http://www.mitsidesgroup.com/lang/en/2011/10/27/meet-the-new-pasta-fun-for-kids-range>γνώριστε-τη-νέα-σειρά-προϊόντ/).*

(Continued)

Primary Examiner — Jennifer Rivard

Assistant Examiner — April Rivas

(74) *Attorney, Agent, or Firm* — Plumsea Law Group, LLC

(57) **CLAIM**

The ornamental design for a container, as shown and described.

DESCRIPTION

FIG. 1 is a front perspective view of a container showing the new design;

FIG. 2 is a rear perspective view of the container of FIG. 1;

FIG. 3 is a front elevational view of the container of FIG. 1;

FIG. 4 is a rear elevational view of the container of FIG. 1;

FIG. 5 is a right side elevational view of the container of FIG. 1;

FIG. 6 is a left side elevational view of the container of FIG. 1;

FIG. 7 is a top plan view of the container of FIG. 1;

FIG. 8 is a bottom plan view of the container of FIG. 1;

FIG. 9 is a front perspective view of a second embodiment of FIG. 1;

FIG. 10 is a rear perspective view of the container of FIG. 9;

FIG. 11 is a front elevational view of the container of FIG. 9;

FIG. 12 is a rear elevational view of the container of FIG. 9;

FIG. 13 is a right side elevational view of the container of FIG. 9;

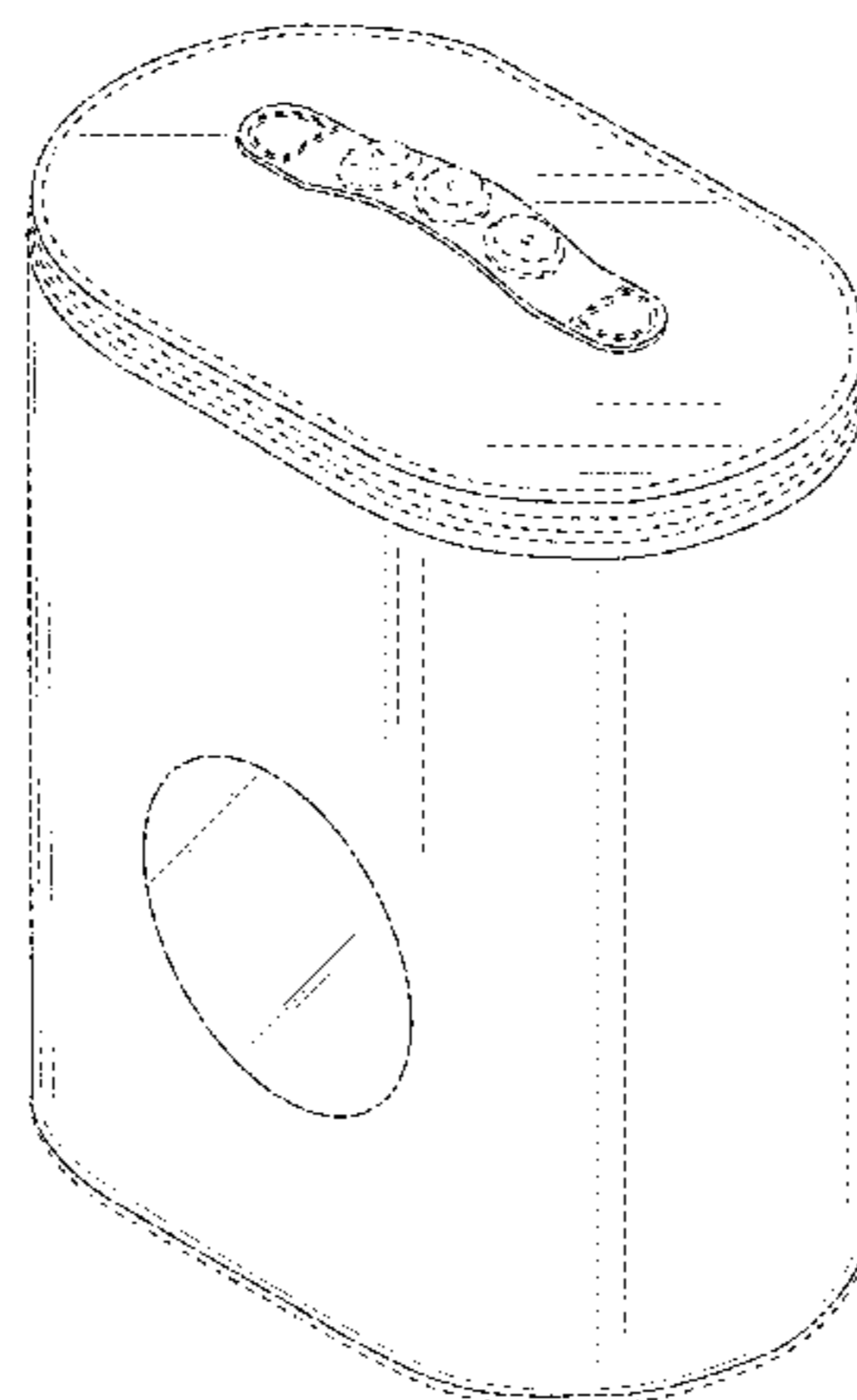
FIG. 14 is a left side elevational view of the container of FIG. 9;

FIG. 15 is a top plan view of the container of FIG. 9; and,

FIG. 16 is a bottom plan view of the container of FIG. 9.

The broken lines, inclusive of the portions between the container's top face and the shaded container body, illustrate portions of the container and form no part of the claimed design.

1 Claim, 16 Drawing Sheets



(56)

References Cited

U.S. PATENT DOCUMENTS

1,949,677 A 3/1934 Francis
 2,532,857 A * 12/1950 Ricciardi 220/662
 2,954,891 A 10/1960 Harold
 3,312,337 A 4/1967 Martin
 D232,214 S 7/1974 Biderman
 D232,811 S * 9/1974 Edgelington D9/418
 3,842,977 A 10/1974 Hollander
 D306,094 S 2/1990 Carmichael
 5,035,324 A 7/1991 Bertrand
 5,083,700 A 1/1992 Mello et al.
 D351,499 S 10/1994 Gay et al.
 D381,200 S 7/1997 Benson
 D391,074 S 2/1998 Bean et al.
 D399,622 S 10/1998 Rashid
 D404,867 S 1/1999 Rashid
 D404,913 S 2/1999 Campbell
 5,894,780 A 4/1999 Taniguchi
 D435,727 S 1/2001 Gordon
 D437,483 S 2/2001 Bisbal et al.
 6,309,717 B1 * 10/2001 Qiu et al. 428/34.2
 6,328,158 B1 12/2001 Bisbal et al.
 6,378,763 B1 * 4/2002 Nelson et al. 229/162.5
 D466,809 S 12/2002 Sagel
 D468,529 S * 1/2003 Sabounjian D3/273
 D472,378 S 4/2003 Hassett
 D478,669 S 8/2003 Wear
 D480,209 S 10/2003 Davis et al.
 D485,066 S 1/2004 Wolf
 D499,019 S * 11/2004 Sagmeister et al. D9/418
 6,926,152 B2 * 8/2005 Leung 206/769
 D525,872 S 8/2006 Haubert et al.
 D526,190 S * 8/2006 Bolt et al. D9/418
 D527,644 S 9/2006 Bakic
 D530,223 S 10/2006 Mau et al.
 D537,711 S 3/2007 Limber
 D539,136 S 3/2007 Limber
 D551,447 S 9/2007 Ogawa
 D554,863 S 11/2007 Ayala
 D563,099 S 3/2008 Sandman
 D565,412 S * 4/2008 Fuller D9/503
 7,549,548 B2 6/2009 Kraus et al.
 D596,856 S 7/2009 Udwin
 D605,051 S 12/2009 Bohache et al.
 D611,253 S 3/2010 Lown et al.
 D627,606 S 11/2010 Chuang
 D637,809 S 5/2011 Meldeau
 D639,676 S 6/2011 Wang
 D652,214 S 1/2012 Swartz et al.
 D655,085 S 3/2012 Holbrook
 D656,824 S * 4/2012 Haile D9/503
 D660,597 S 5/2012 Leblanc
 D664,008 S * 7/2012 Welch D7/606
 D664,261 S 7/2012 Kravitz et al.
 D671,425 S * 11/2012 Huljak et al. D9/721
 2003/0217623 A1 11/2003 Brown
 2004/0094568 A1 * 5/2004 Dailey, III 221/303
 2006/0213856 A1 9/2006 Kraus et al.
 2007/0065049 A1 3/2007 Alldredge-Howard et al.
 2008/0302680 A1 12/2008 Lord
 2011/0120907 A1 * 5/2011 Haile 206/776
 2012/0111751 A1 5/2012 Kryshak et al.
 2013/0067861 A1 * 3/2013 Turner et al. 53/428

FOREIGN PATENT DOCUMENTS

DE 49002676-0001 2/1991
 DE 40106675-0002 12/2001
 DE 40110733-0001 7/2002

DE 40305039-0002 12/2003
 DE 40502144.0010 6/2005
 DE 40502121-0005 8/2005

OTHER PUBLICATIONS

Amazon.com, "Avery Glossy Clear Permanent Multipurpose Round Labels". Reviewed on Jan. 5, 2012. Accessed on Sep. 22, 2015. (<http://www.amazon.com/Avery-Glossy-Permanent-Multipurpose-Diameter/dp/B002JFR60Q>).*
 Amazon.com, "Premium Spice Jar Labels Custom Set of 145 Circle-Silver Bold". Reviewed on Jan. 22, 2013. Accessed on Sep. 21, 2015. (http://www.amazon.com/Premium-Spice-Labels-Custom-Oval-Silver/dp/B009Q6ZV1C/ref=cm_cr_pr_product_top?ie=UTF8).*
 Amazon.com, "Megabloks 80pc Lrg Mega Bloks Bag". Reviewed on Sep. 22, 2007. Accessed on Sep. 17, 2015. (http://www.amazon.com/Megabloks-80pc-Lrg-Mega-Bloks/dp/B000M8H8Y6/ref=cm_cr_pr_product_top?ie=UTF8).*
 Chinese Application No. 201430176390.9 filed Jun. 11, 2014. First Notification of Examination issued Sep. 1, 2014 in Chinese Application No. 201430176390.9, and English translation thereof. Design U.S. Appl. No. 29/388,982, filed Apr. 5, 2011. Assignee Mega Brands Inc.
 Excerpt of Toys-R-Us Product Circular, Oct. 31-Nov. 24, 2010, including cover and pp. 6 and 56.
 Excerpt of Mega Bloks 2002 Product Catalog, including cover, unnumbered page, and pp. 6 and 7.
 Excerpt of Mega Bloks 2003 Product Catalog, including cover and pp. 2 and 20.
 Excerpt of Mega Bloks 2004 Product Catalog, including cover, table of contents, and p. 8.
 Excerpt of Mega Bloks International 2005 Product Catalog, including cover, table of contents (p. 1), and p. 9.
 Excerpt of Mega Bloks International 2006 Product Catalog, including cover, table of contents, and p. 2.
 Excerpt of Mega Brands Inc. International 2007 Product Catalog, including cover, table of contents, and pp. 4 and 14.
 Excerpt of Mega Brands Inc. International 2008 Toys & Activities Product Catalog, including cover, table of contents, and pp. 5 and 13.
 Excerpt of Mega Brands Inc. 2010 Product Catalog, including cover, table of contents, and p. 4.
 Excerpt of Mega Bloks 1994 Product Catalog, including cover, 3 pages total.
 Excerpt of Mega Bloks 1995 Product Catalog, including cover, 4 pages total.
 Excerpt of Mega Bloks 1996 Product Catalog, including cover, table of contents, and pp. 4-6; 5 pages total.
 Excerpt of Mega Bloks 1997 Product Catalog, including cover, 3 pages total.
 Excerpt of Mega Bloks 1998 Product Catalog, including cover, 3 pages total.
 Excerpt of Mega Bloks 1999 Product Catalog, including cover, 3 pages total.
 Excerpt of Mega Bloks 2000 Product Catalog, including cover, 2 pages total.
 Excerpt of Mega Bloks 2001 Product Catalog, including cover, table of contents, and p. 12.
 Excerpt of Mega Bloks 2009 Product Catalog, including front cover, pp. P-54 and P-66, and back cover.
 Excerpt of Mega Brands Inc. 2011 Product Catalog, including cover, 5 pages total.

* cited by examiner

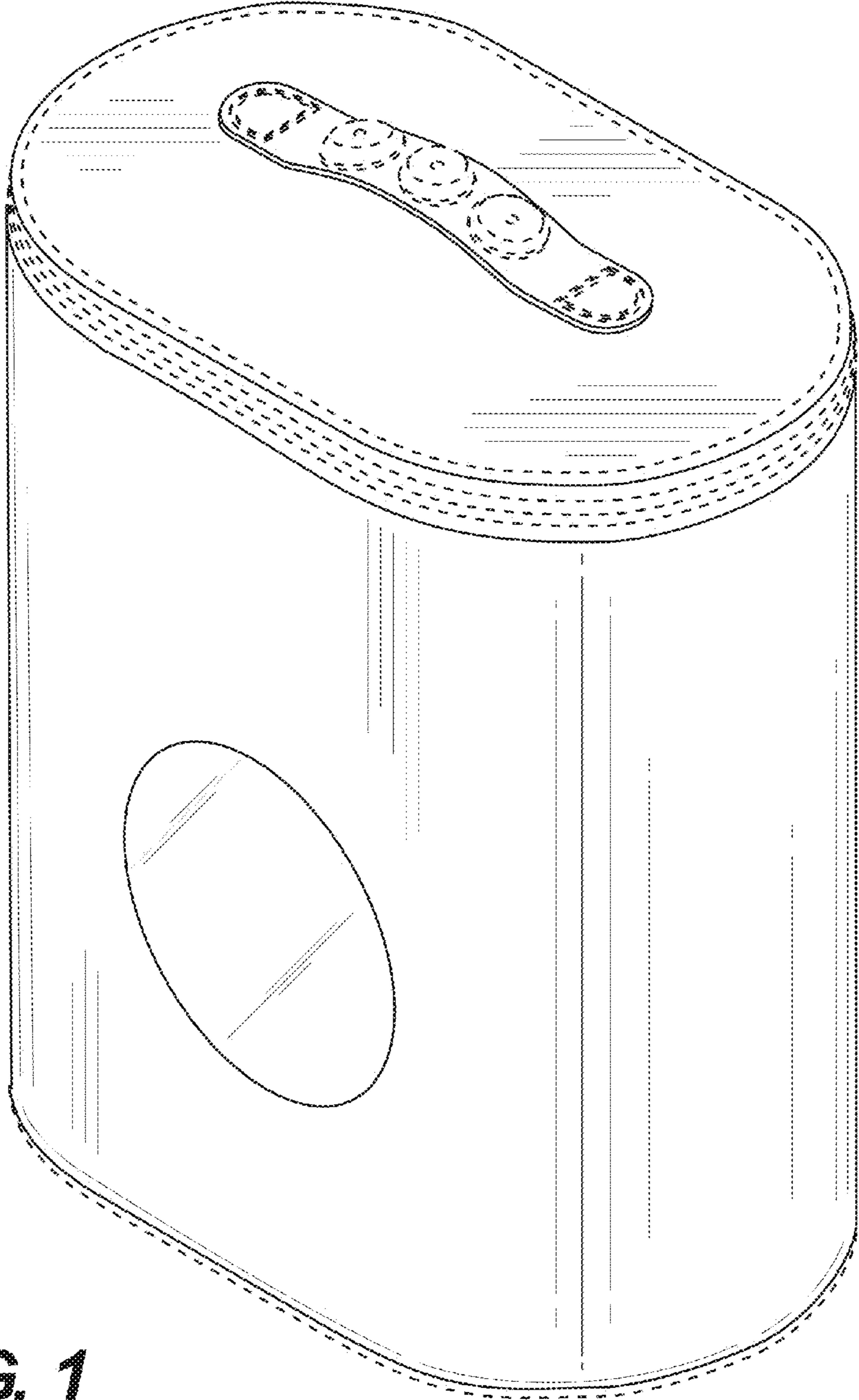


FIG. 1

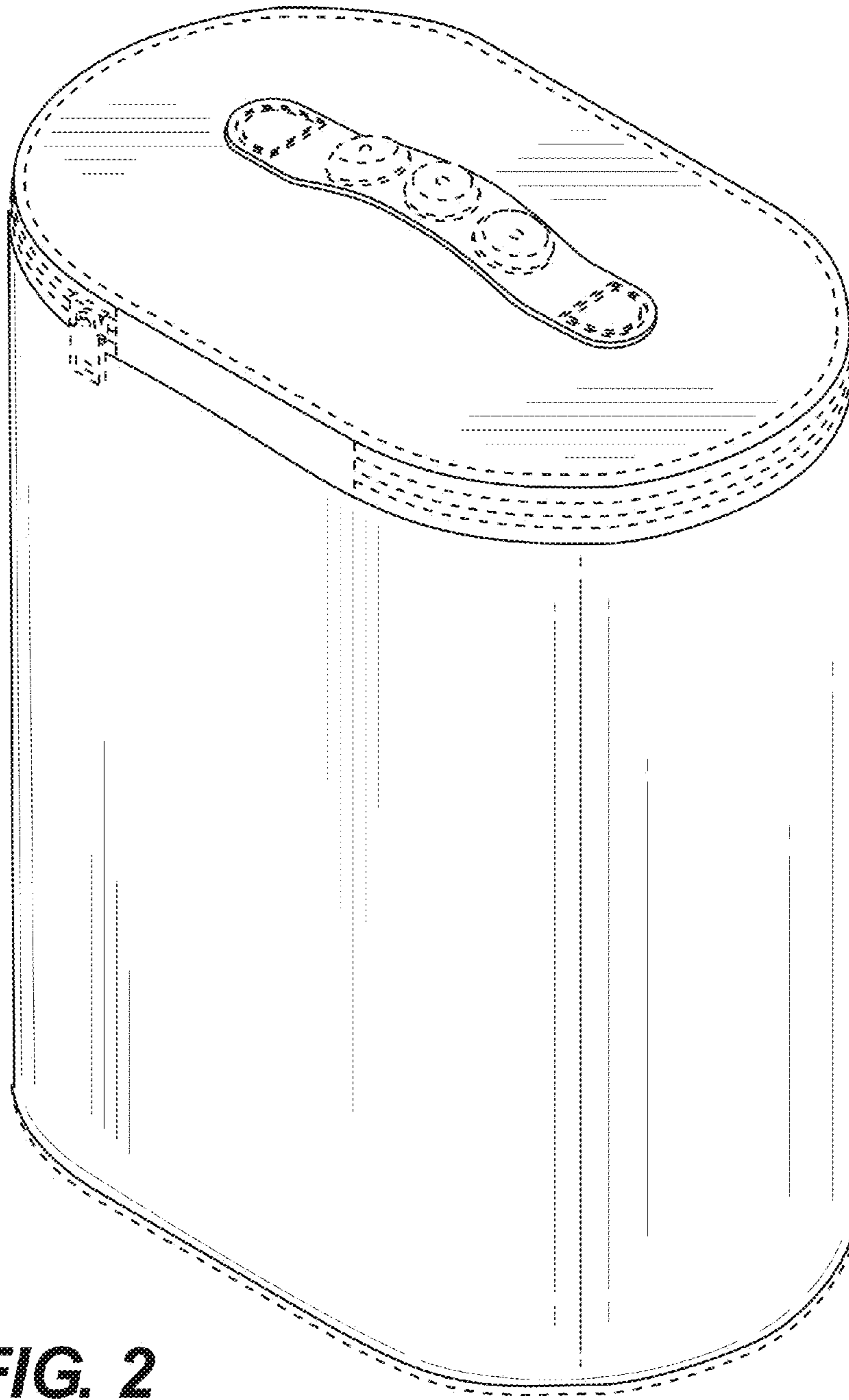


FIG. 2

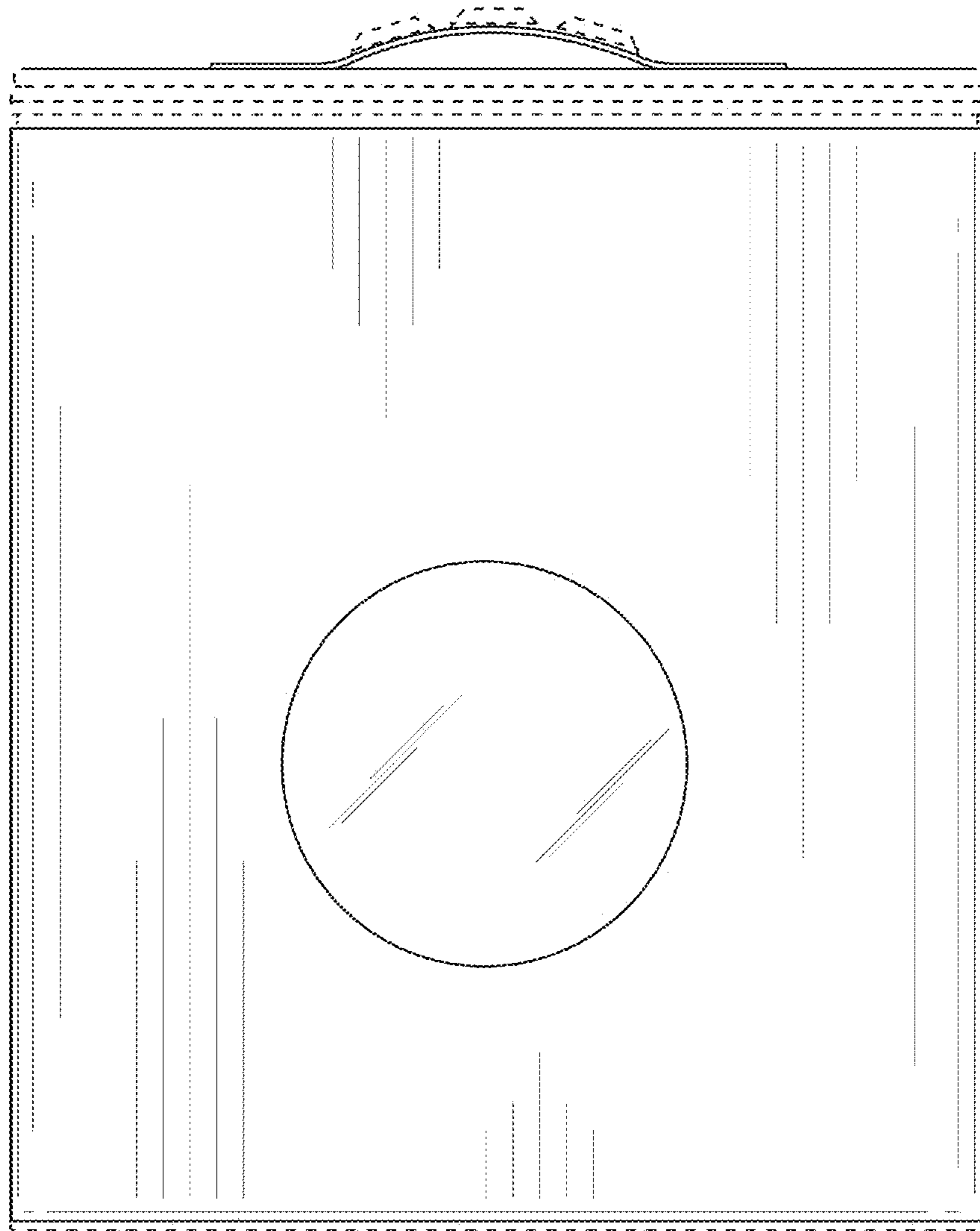


FIG. 3




FIG. 4




FIG. 5




FIG. 6

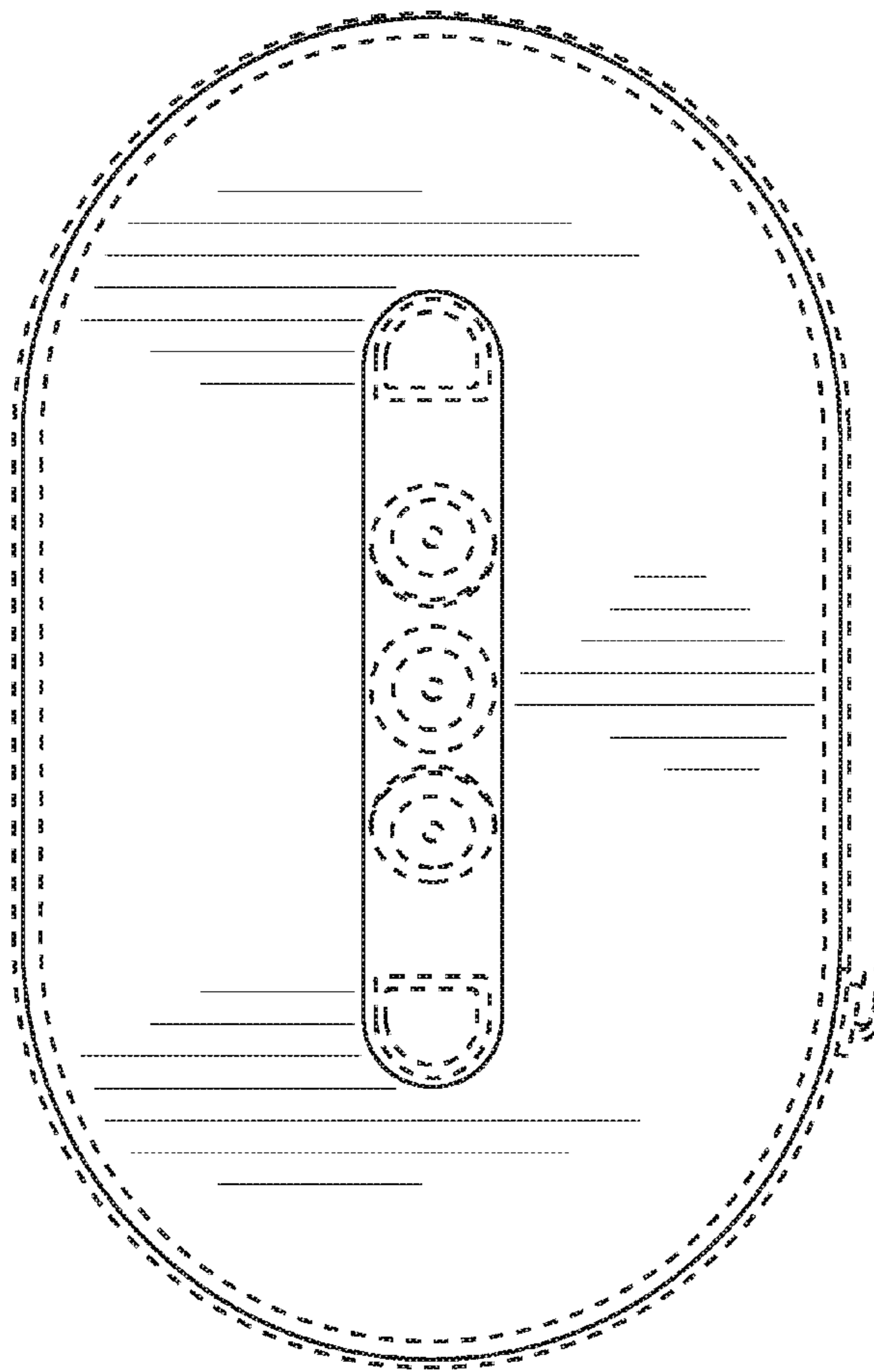


FIG. 7

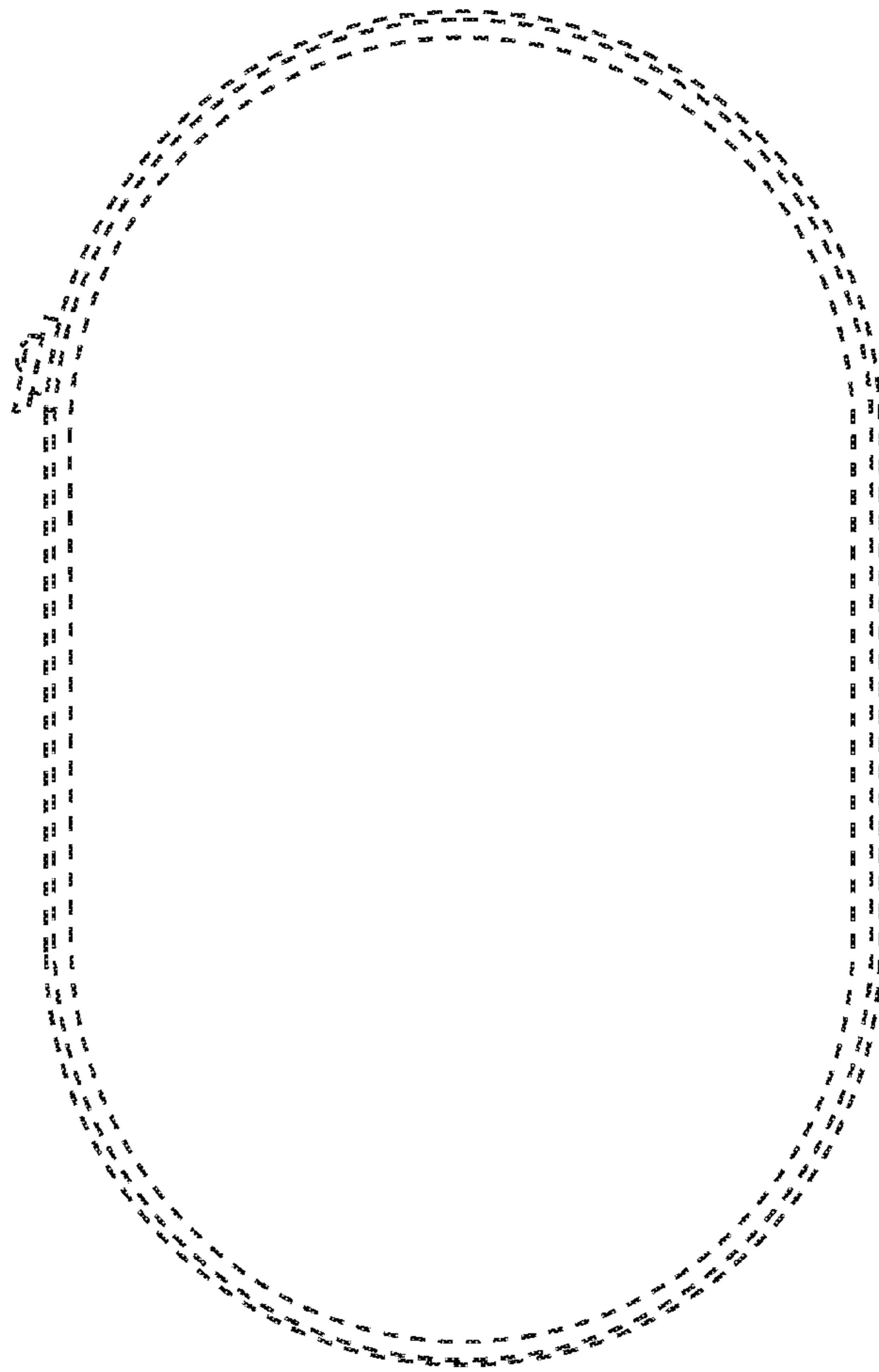


FIG. 8

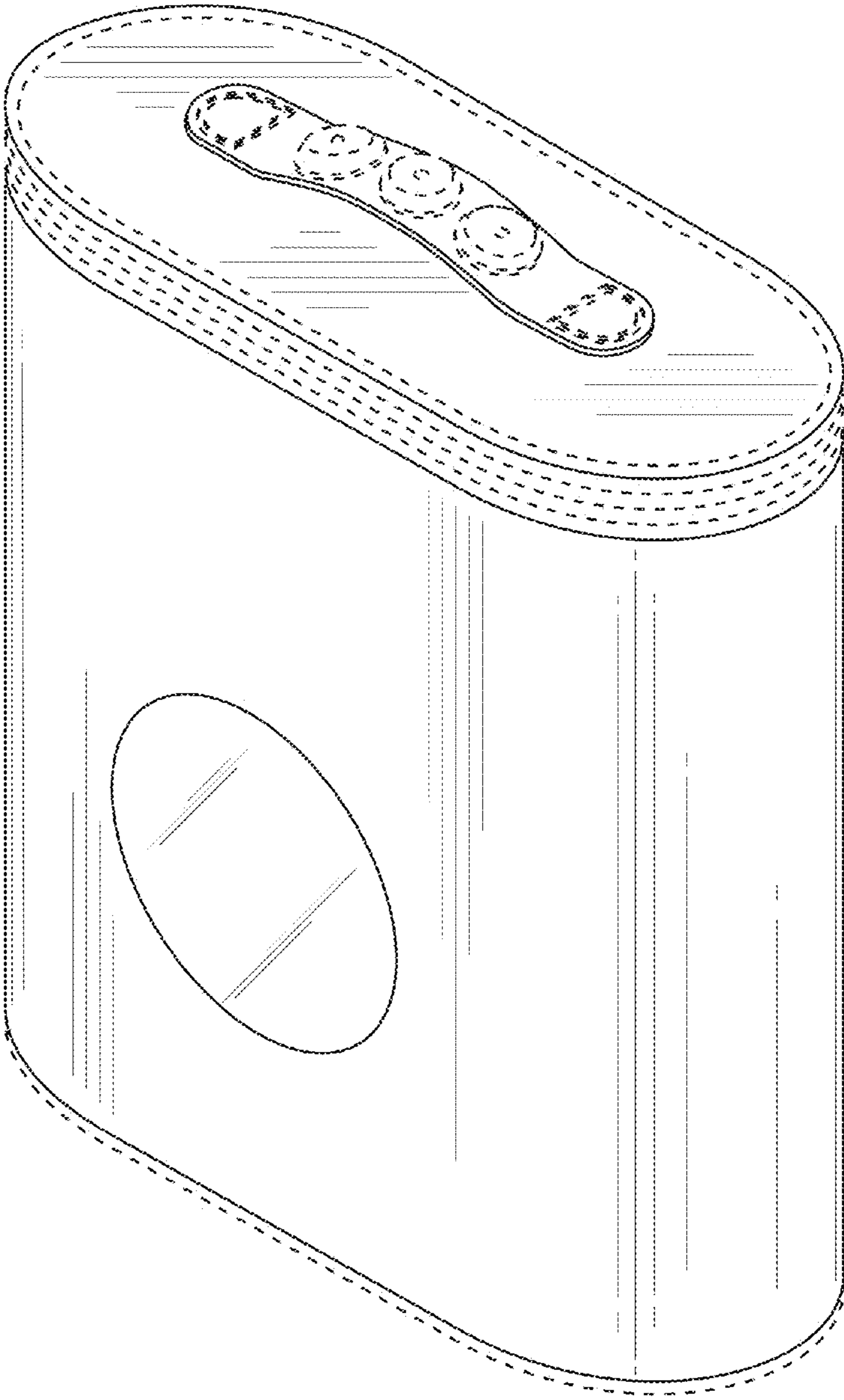


FIG. 9

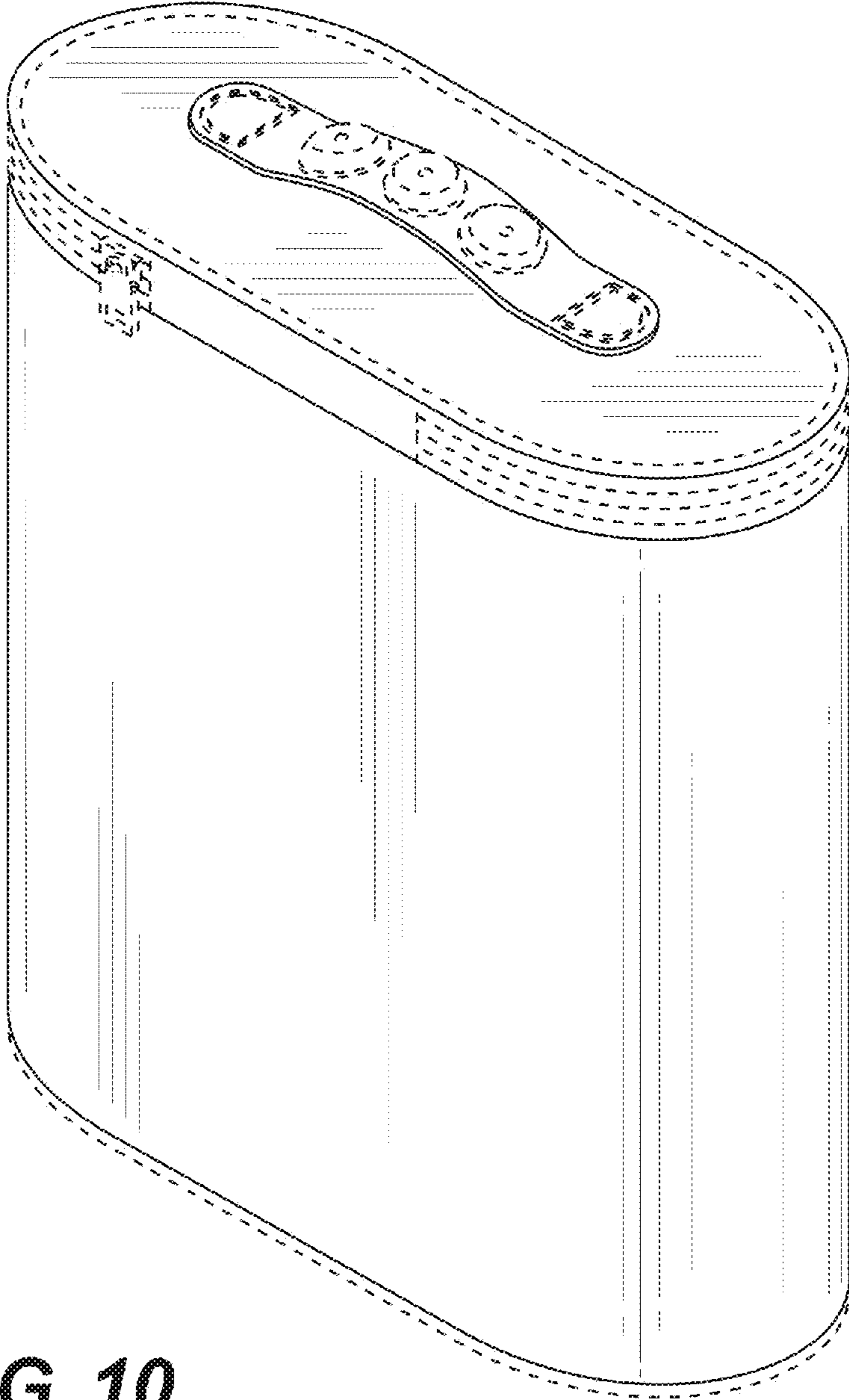


FIG. 10

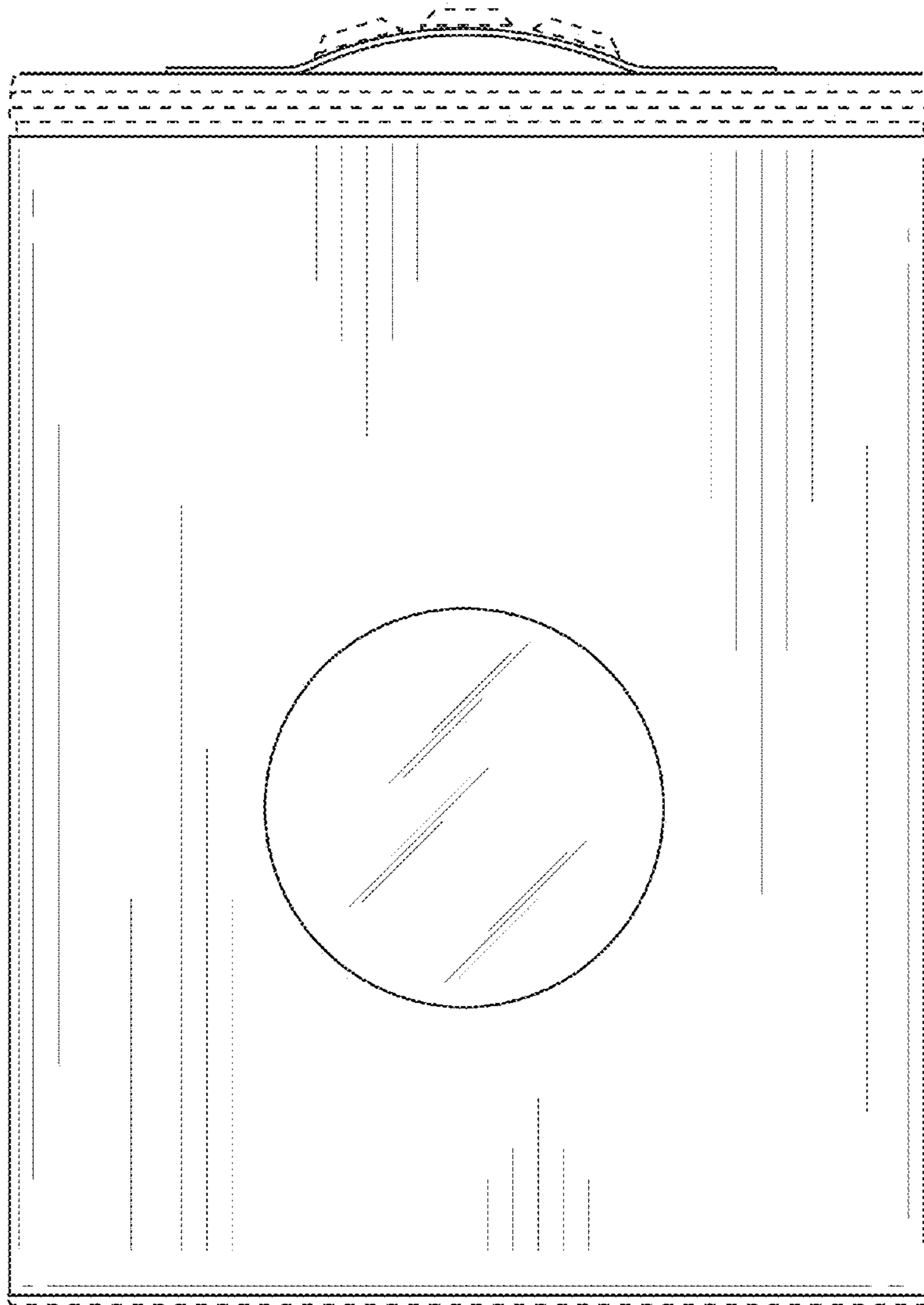


FIG. 11




FIG. 12

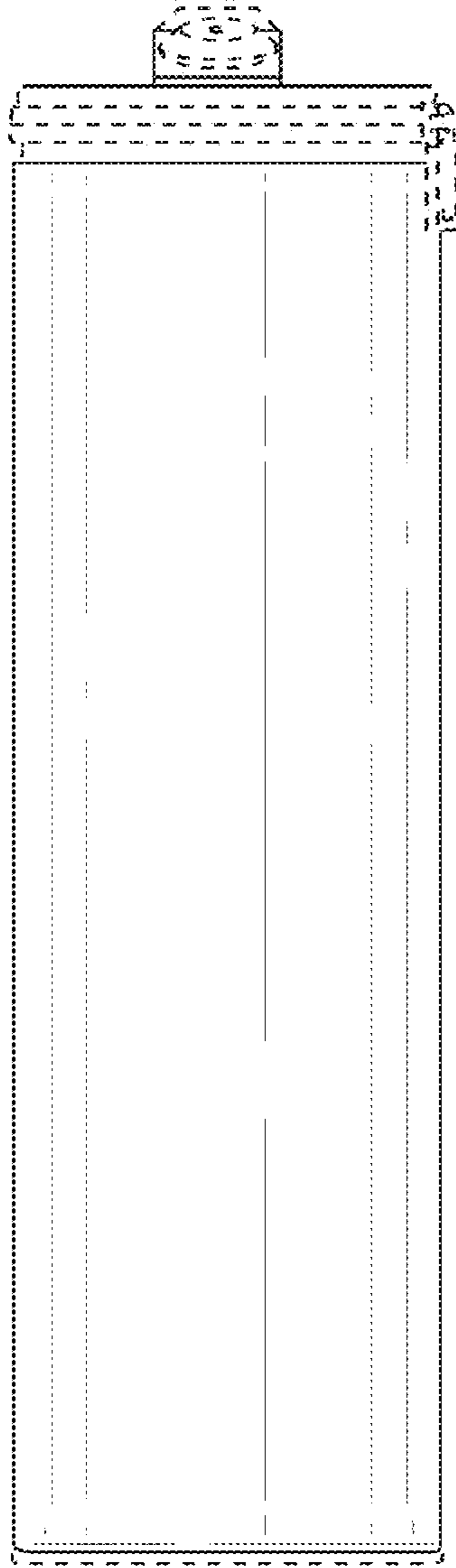


FIG. 13




FIG. 14

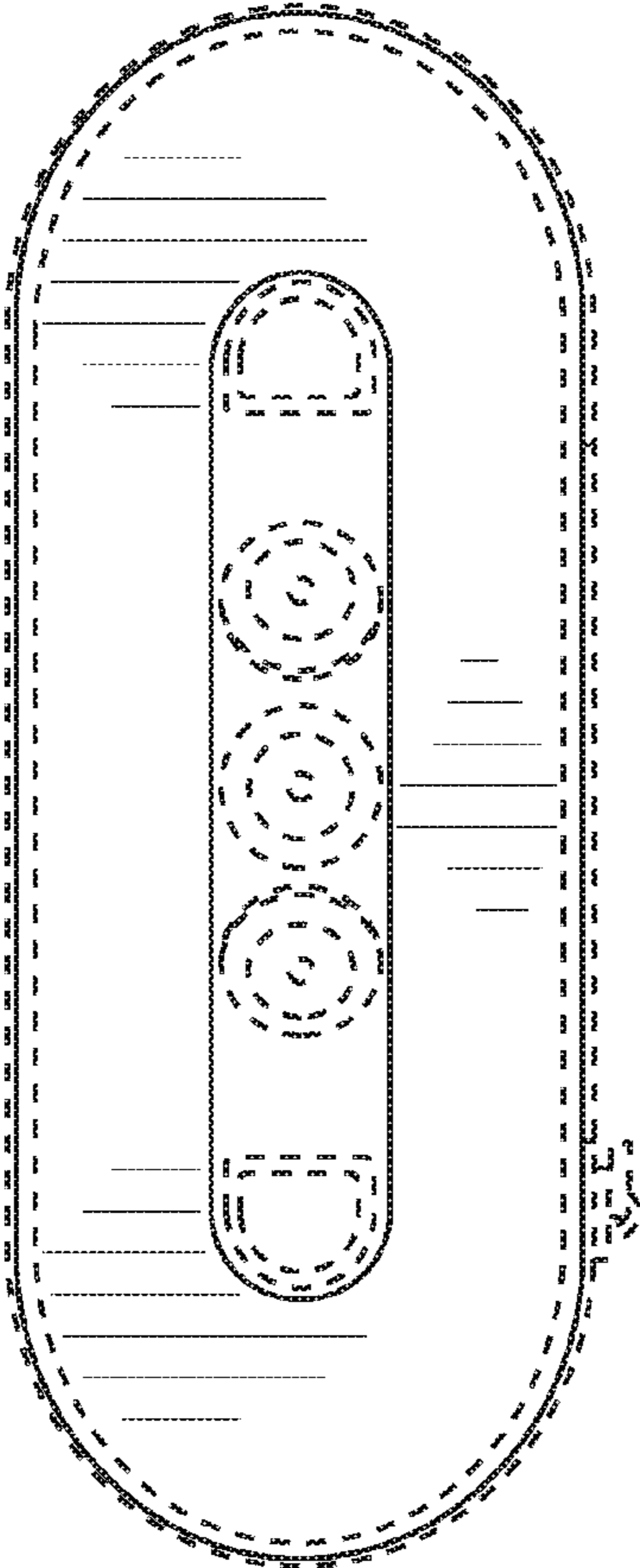


FIG. 15




FIG. 16