

US00D756635S

(12) **United States Design Patent**
Hannon

(10) **Patent No.:** **US D756,635 S**

(45) **Date of Patent:** **** May 24, 2016**

(54) **HANDBAG**

(71) Applicant: **J. Choo Limited**, London (GB)

(72) Inventor: **Lydia Hannon**, London (GB)

(73) Assignee: **J. Choo Limited**, London (GB)

(**) Term: **14 Years**

(21) Appl. No.: **29/509,418**

(22) Filed: **Nov. 17, 2014**

(51) **LOC (10) Cl.** **03-01**

(52) **U.S. Cl.**
USPC **D3/243**

(58) **Field of Classification Search**
USPC D3/232-233, 240-243, 245-246
CPC A45C 1/024; A45C 3/06
See application file for complete search history.

(56) **References Cited**

U.S. PATENT DOCUMENTS

D130,392 S *	11/1941	Lewis	D3/241
4,074,740 A *	2/1978	Anderson	A45C 15/00
				150/106
D497,716 S *	11/2004	de Baschmakoff	D3/241
D675,444 S	2/2013	Holloway et al.		

OTHER PUBLICATIONS

J. Choo Limited, Catherine bag.

* cited by examiner

Primary Examiner — Holly Baynham

(74) *Attorney, Agent, or Firm* — Fross Zelnick Lehrman & Zissu, P.C.; Lawrence E. Apolzon, Esq.

(57) **CLAIM**

The ornamental design for a handbag, as shown and described.

DESCRIPTION

FIG. 1 is a front perspective view of a handbag showing my new design;
 FIG. 2 is a front view of the handbag shown in FIG. 1;
 FIG. 3 is a back view of the handbag shown in FIG. 1;
 FIG. 4 is a left side view of the handbag shown in FIG. 1;
 FIG. 5 is a right side view of the handbag shown in FIG. 1;
 FIG. 6 is a top view of the handbag shown in FIG. 1;
 FIG. 7 is a bottom view of the handbag shown in FIG. 1;
 FIG. 8 is a front perspective view of the handbag design shown in FIG. 1, shown with chain removed;
 FIG. 9 is a front view thereof;
 FIG. 10 is a back view thereof;
 FIG. 11 is a left side view thereof;
 FIG. 12 is a right side view thereof;
 FIG. 13 is a top view thereof;
 FIG. 14 is a bottom view thereof;
 FIG. 15 is a front perspective view of a portion of the handbag design shown in FIG. 1;
 FIG. 16 is a front view thereof;
 FIG. 17 is a back view thereof;
 FIG. 18 is a left side view thereof;
 FIG. 19 is a right side view thereof; and,
 FIG. 20 is a top view thereof.

1 Claim, 20 Drawing Sheets





FIG. 1



FIG. 2




FIG. 3



FIG. 4



FIG. 5




FIG. 6




FIG. 7




FIG. 8




FIG. 9




FIG. 10




FIG. 11




FIG. 12




FIG. 13




FIG. 14




FIG. 15




FIG. 16

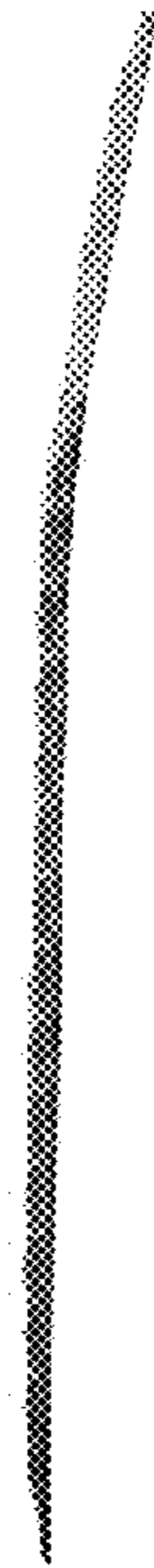


FIG. 17




FIG. 18




FIG. 19



FIG. 20