



US00D756633S

(12) **United States Design Patent**  
**Spaziani**

(10) **Patent No.:** **US D756,633 S**

(45) **Date of Patent:** **\*\* May 24, 2016**

(54) **HANDBAG**

(71) Applicant: **Louis Vuitton Malletier (Societe Anonyme)**, Paris (FR)

(72) Inventor: **Darren Spaziani**, New York, NY (US)

(73) Assignee: **Louis Vuitton Malletier (Societe Anonyme)**, Paris (FR)

(\*\*) Term: **14 Years**

(21) Appl. No.: **29/506,199**

(22) Filed: **Oct. 14, 2014**

(51) **LOC (10) Cl.** ..... **03-01**

(52) **U.S. Cl.**  
USPC ..... **D3/243**

(58) **Field of Classification Search**  
USPC ..... D3/232-233, 240-243, 245-246  
CPC ..... A45C 1/024; A45C 3/08  
See application file for complete search history.

(56) **References Cited**

**U.S. PATENT DOCUMENTS**

D583,148 S \* 12/2008 Stulman ..... D3/232  
D583,552 S \* 12/2008 Stulman ..... D3/232  
D583,554 S \* 12/2008 Stulman ..... D3/232

\* cited by examiner

*Primary Examiner* — Holly Baynham

(74) *Attorney, Agent, or Firm* — Finnegan, Henderson, Farabow, Garrett & Dunner LLP

(57) **CLAIM**

The ornamental design for a handbag, as shown and described.

**DESCRIPTION**

FIG. 1 is a front perspective view of a handbag showing my new design;  
FIG. 2 is a front elevation view thereof;  
FIG. 3 is a rear elevation view thereof;  
FIG. 4 is a left side view thereof, the right side view being a mirror image thereof;  
FIG. 5 is a top plan view thereof;  
FIG. 6 is a top plan view in an alternate configuration, where the front and rear walls of the handbag are spread apart, and the top flap attached to the rear wall is extended upward and to the rear; and,  
FIG. 7 is a bottom view of the configuration shown in FIG. 5. The broken lines depict stitching and are part of the claimed design.

**1 Claim, 7 Drawing Sheets**





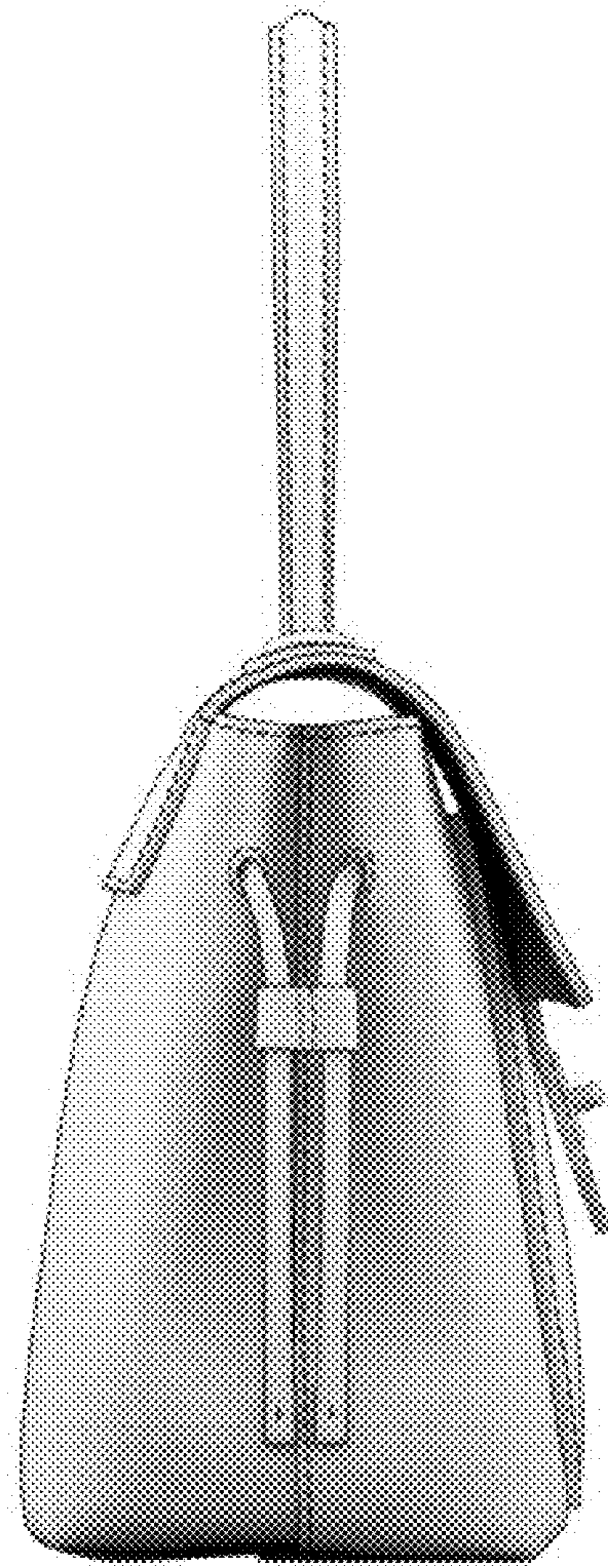
**FIG. 1**




**FIG. 2**



**FIG. 3**



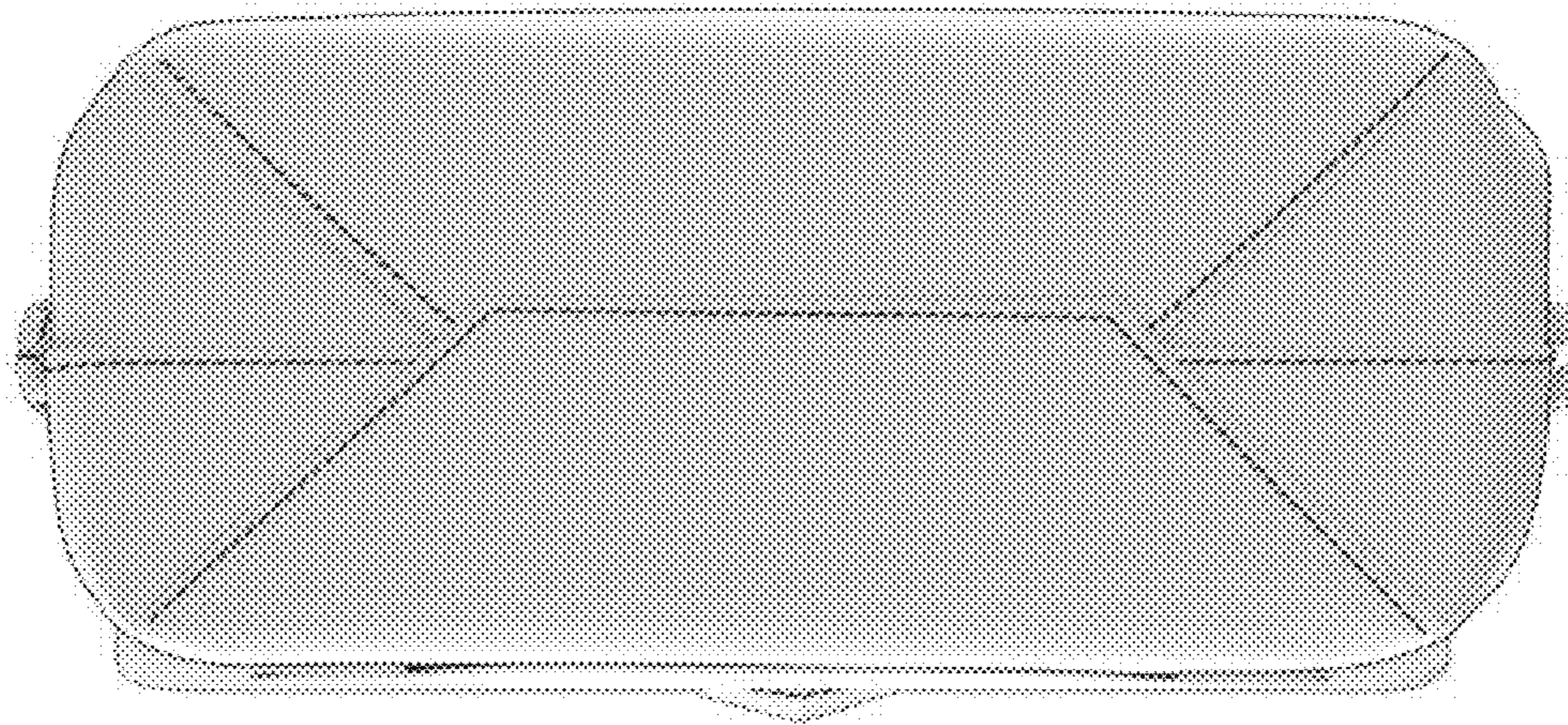
**FIG. 4**



**FIG. 5**



**FIG. 6**



**FIG. 7**