



US00D756621S

(12) **United States Design Patent**
Weddle

(10) **Patent No.:** **US D756,621 S**
(45) **Date of Patent:** **** May 24, 2016**

- (54) **GOLF SHOE UPPER**
- (71) Applicant: **Acushnet Company**, Fairhaven, MA (US)
- (72) Inventor: **Daren S. Weddle**, Saugus, MA (US)
- (73) Assignee: **Acushnet Company**, Fairhaven, MA (US)

D532,964 S *	12/2006	Kuerbis	D2/972
D540,522 S *	4/2007	Lotti	D2/969
D550,946 S *	9/2007	Lotti	D2/972
D658,860 S *	5/2012	Stryjak	D2/972
D658,861 S *	5/2012	Stryjak	D2/972
D666,404 S	9/2012	Shaffer	
D667,625 S	9/2012	Shaffer	
D672,132 S	12/2012	Shaffer	
D707,027 S	6/2014	Shaffer	
D707,028 S	6/2014	Parker et al.	
D707,033 S	6/2014	Shaffer	

(**) Term: **14 Years**

* cited by examiner

(21) Appl. No.: **29/510,299**

Primary Examiner — Dominic Simone

(22) Filed: **Nov. 26, 2014**

(74) *Attorney, Agent, or Firm* — Daniel W. Sullivan

(51) **LOC (10) Cl.** **02-04**

(57) **CLAIM**

(52) **U.S. Cl.**

The ornamental design for a golf shoe upper, as shown and described.

USPC **D2/969**

DESCRIPTION

(58) **Field of Classification Search**

USPC D2/902, 906–908, 944, 969, 971–974
 CPC .. A43B 13/181; A43B 13/141; A43B 13/186;
 A43B 13/188; A43B 23/00; A43B 23/02;
 A43B 5/00; A43B 23/26; A43B 1/04; A43B
 11/14; A43B 7/00; A43B 1/00; A43B 1/06
 See application file for complete search history.

FIG. 1 is a top perspective view of the golf shoe upper showing my new design;
 FIG. 2 is a top plan view thereof;
 FIG. 3 is a lateral side elevation view thereof;
 FIG. 4 is a medial side elevation view thereof;
 FIG. 5 is a bottom plan view thereof;
 FIG. 6 is a front elevation view thereof; and,
 FIG. 7 is a rear elevation view thereof.


(56) **References Cited**

U.S. PATENT DOCUMENTS

D301,657 S *	6/1989	Brown	D2/972
D404,194 S *	1/1999	Smith	D2/972
D420,501 S *	2/2000	Hlavacs	D2/972
D424,798 S *	5/2000	McDowell	D2/972
D525,420 S *	7/2006	Cass	D2/972
D528,286 S *	9/2006	Schambra	D2/972

In FIGS. 1-7, the broken lines on the top surface of the shoe showing a logo form no part of the claimed design. In FIGS. 1-7, the broken lines on the bottom surface of the shoe showing a shoe outsole including cleats form no part of the claimed design.

1 Claim, 6 Drawing Sheets



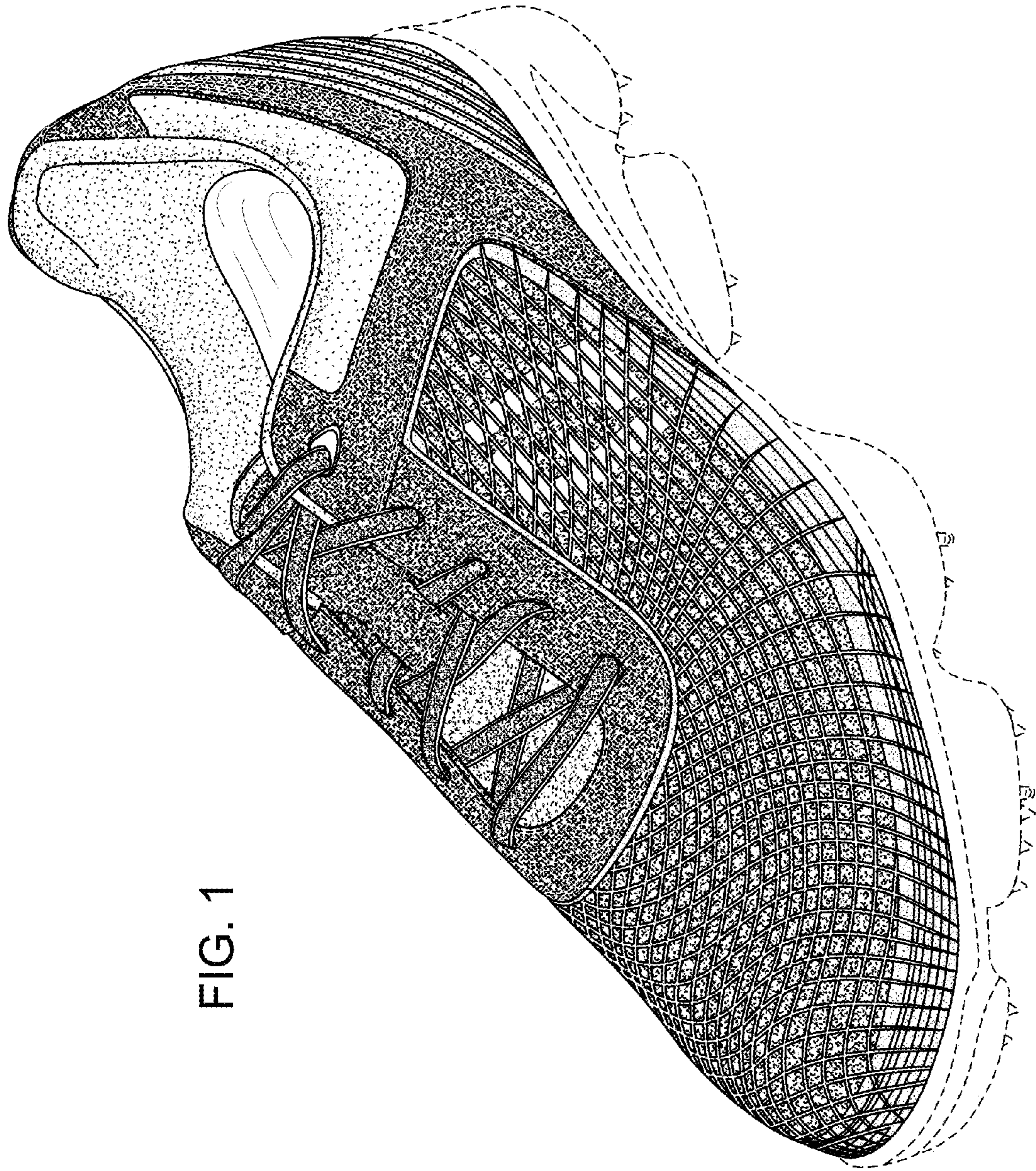


FIG. 1

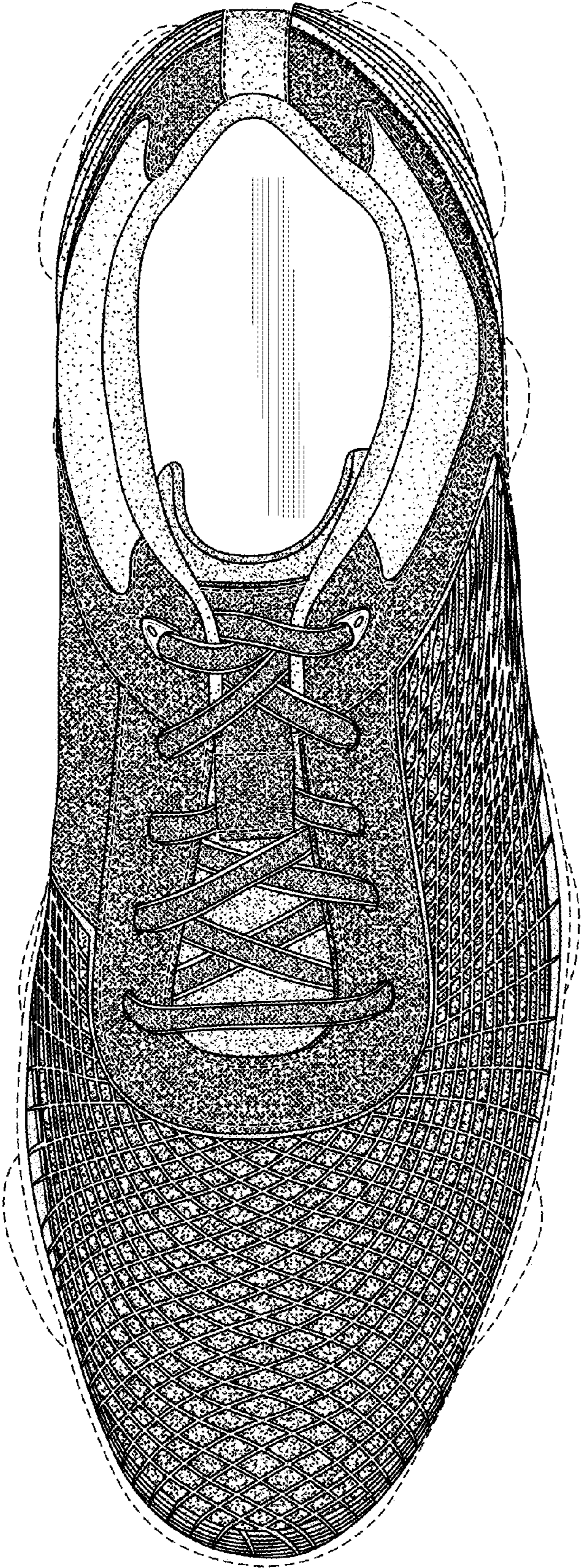


FIG. 2

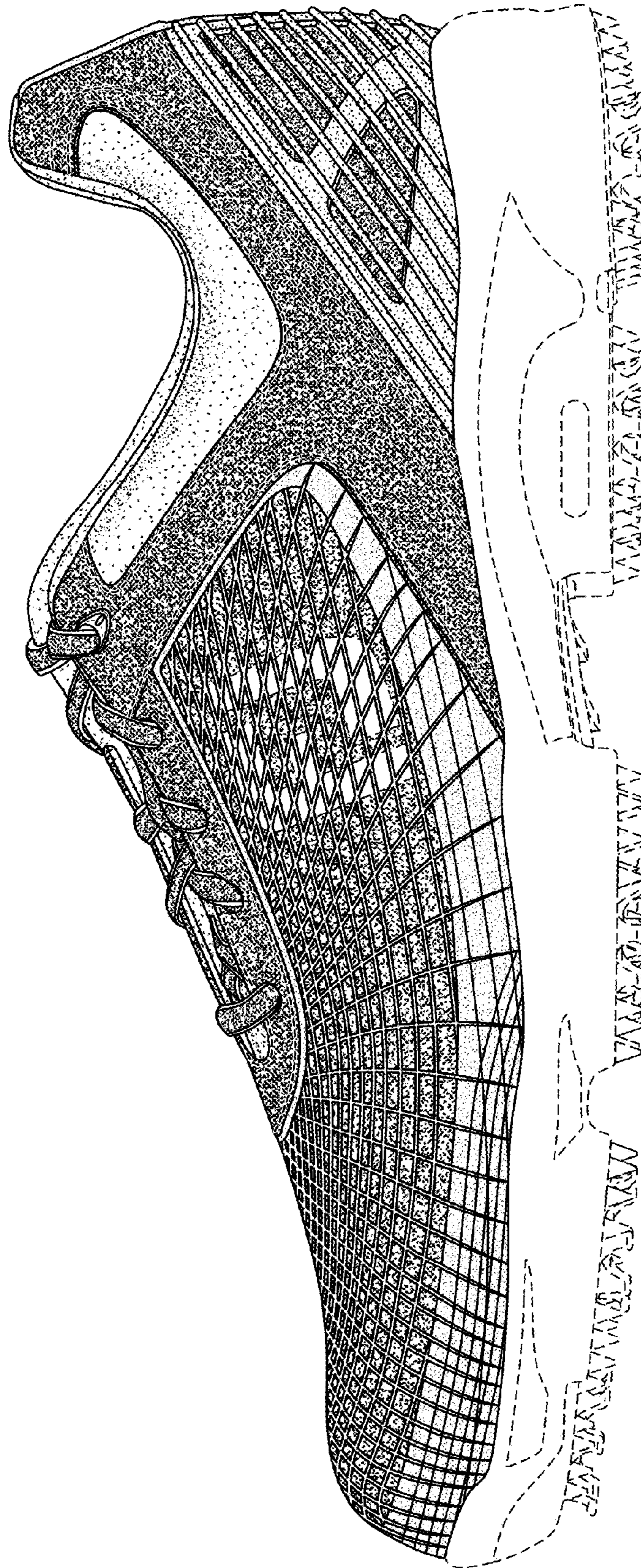


FIG. 3

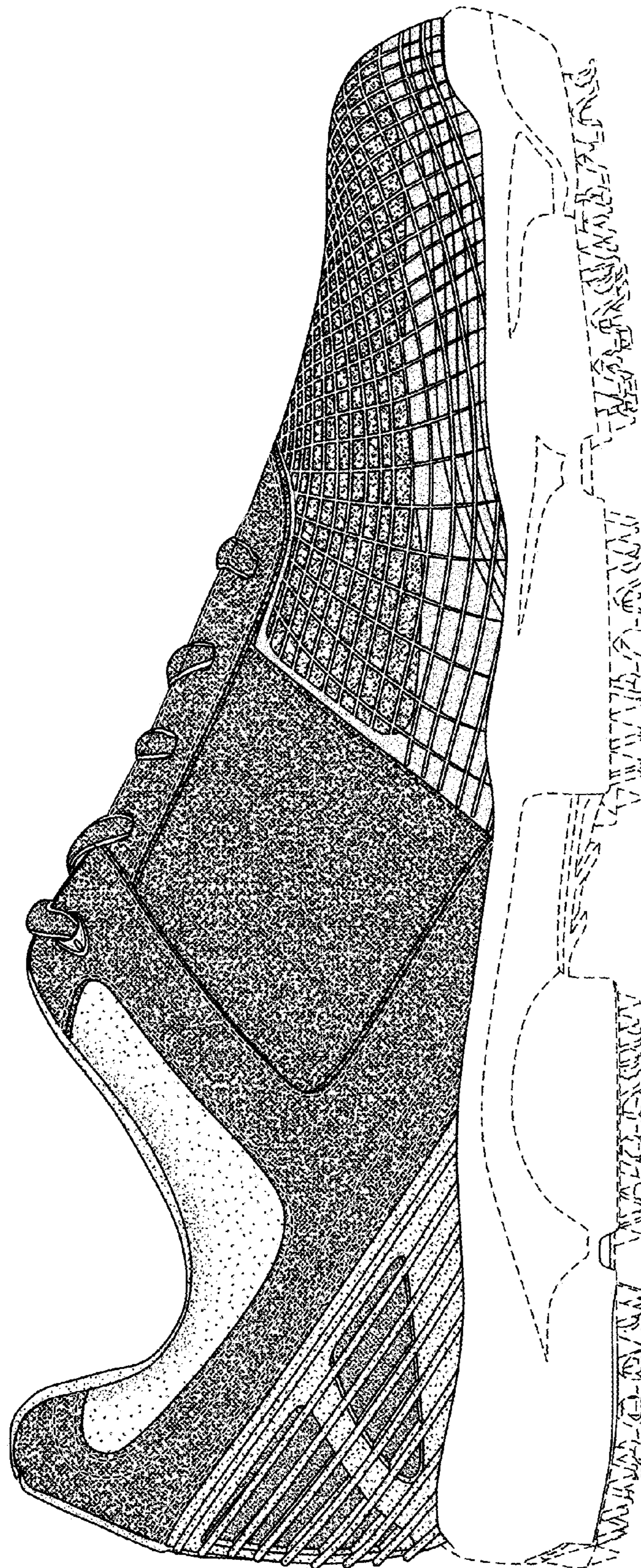


FIG. 4

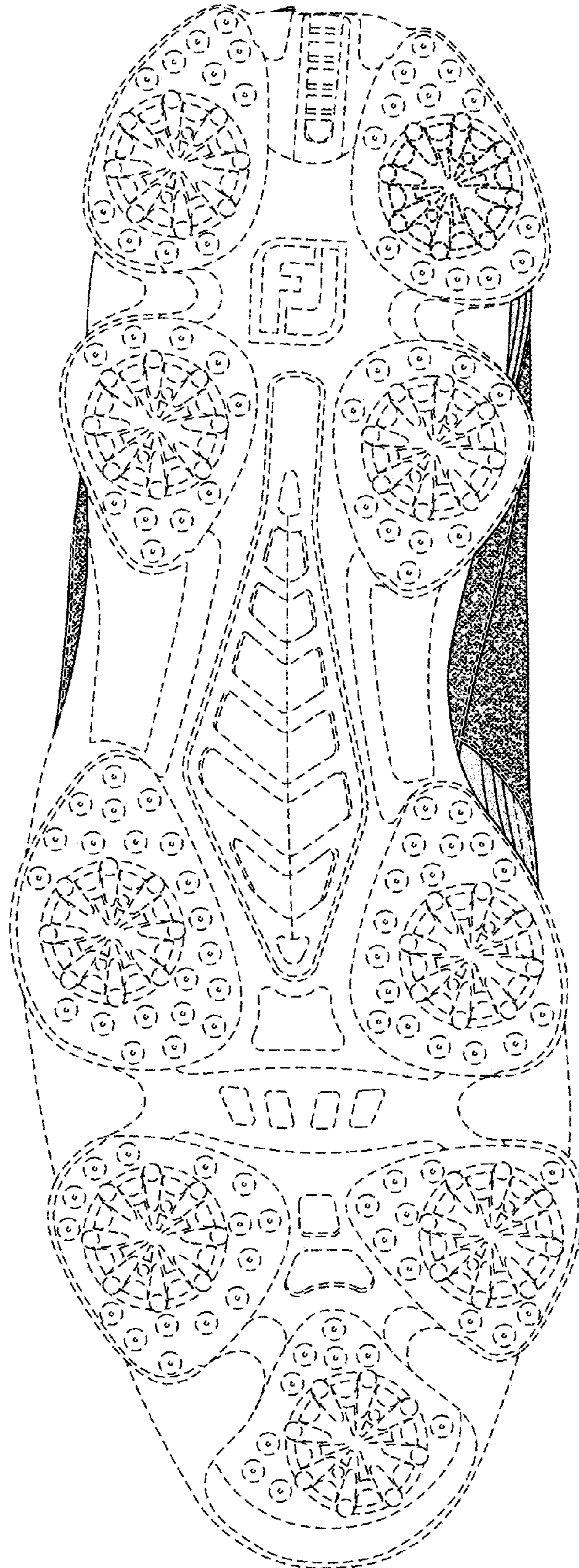


FIG. 5

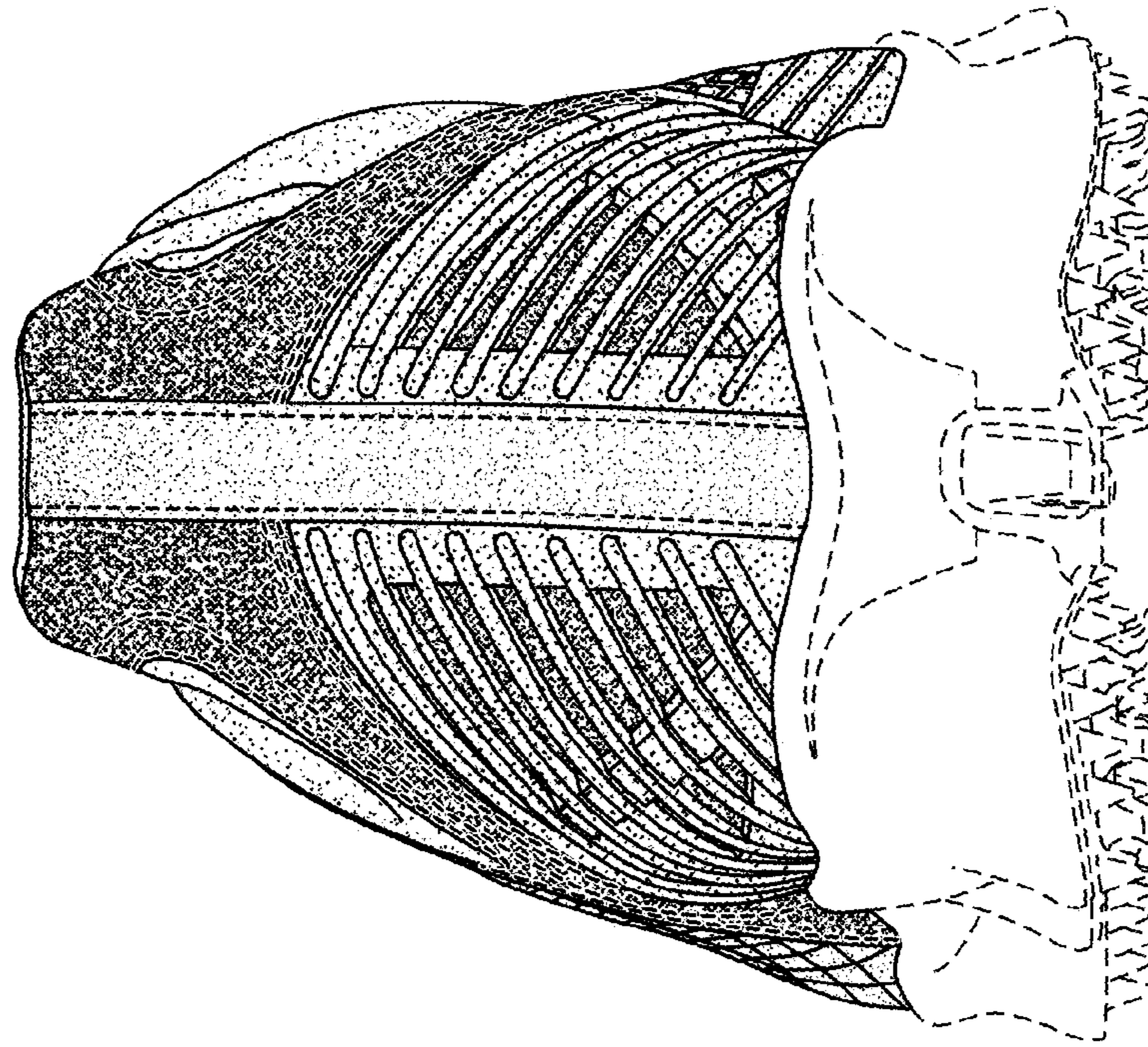


FIG. 7

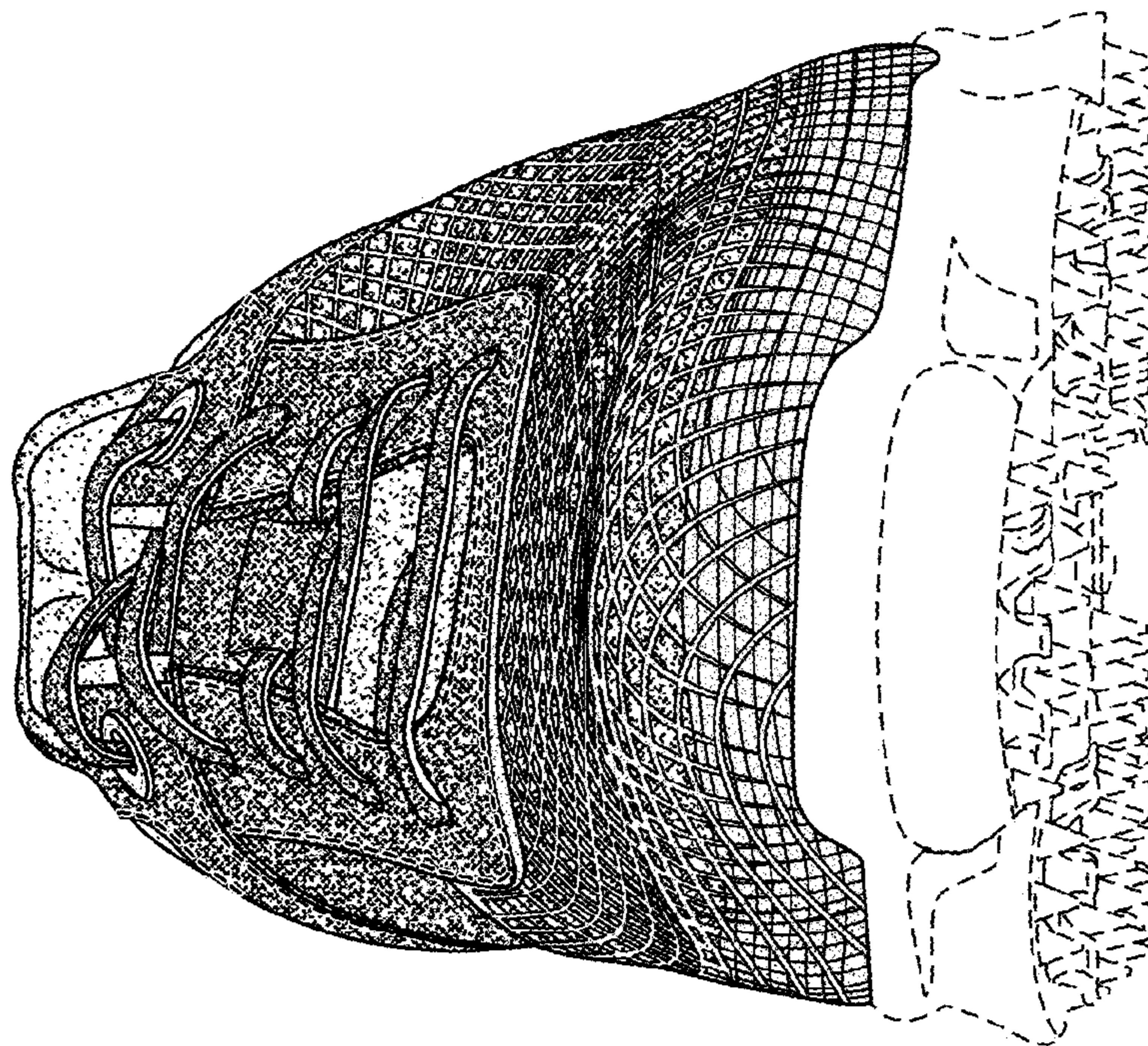


FIG. 6