



US00D756619S

(12) **United States Design Patent**
Monroy

(10) **Patent No.:** **US D756,619 S**
(45) **Date of Patent:** **** May 24, 2016**

(54) **FOOTWEAR SOLE**

(71) Applicant: **Ariat International, Inc.**, Union City, CA (US)

(72) Inventor: **Jose Rafael Monroy**, Union City, CA (US)

(73) Assignee: **Ariat International, Inc.**, Union City, CA (US)

(**) Term: **14 Years**

(21) Appl. No.: **29/490,695**

(22) Filed: **May 12, 2014**

(51) **LOC (10) Cl.** **02-04**

(52) **U.S. Cl.**
USPC **D2/960**; D2/951; D2/959

(58) **Field of Classification Search**
USPC D2/902, 906, 908, 916, 918, 925, D2/946-962, 977; 36/3 B, 22 R, 24.5, 25 R, 36/28, 32 R, 34 R, 59 C, 67 A, 103
CPC A43B 13/00; A43B 13/02; A43B 13/023; A43B 13/026; A43B 13/04; A43B 13/08; A43B 13/10; A43B 13/12; A43B 13/14; A43B 13/141; A43B 13/143; A43B 13/16; A43B 13/18; A43B 13/181; A43B 13/187; A43B 13/189; A43B 13/20; A43B 13/22; A43B 13/223; A43B 13/24; A43B 13/28; A43B 13/30; A43B 13/32; A43B 13/34; A43B 13/36
See application file for complete search history.

(56) **References Cited**

U.S. PATENT DOCUMENTS

D282,599 S 2/1986 Frey
4,587,749 A 5/1986 Berlese
5,450,712 A 9/1995 Van Scoyk
6,360,456 B2 3/2002 Davis et al.
D479,903 S 9/2003 Mazzarolo
D495,471 S 9/2004 Mazzarolo

D497,703 S * 11/2004 Lupo D2/949
D547,032 S 7/2007 Mazzarolo
D594,197 S * 6/2009 Mayden D2/949
D622,487 S 8/2010 McCarron et al.
D624,295 S 9/2010 McCarron
D627,144 S * 11/2010 Bettencourt D2/949

(Continued)

FOREIGN PATENT DOCUMENTS

EP 2319345 A1 5/2011

OTHER PUBLICATIONS

International Search Report and Written Opinion mailed Oct. 9, 2014, from PCT Application No. PCT/US2014/038982 (12 pages).

Primary Examiner — T. Chase Nelson

(74) *Attorney, Agent, or Firm* — DASCENZO Intellectual Property Law, P.C.

(57) **CLAIM**

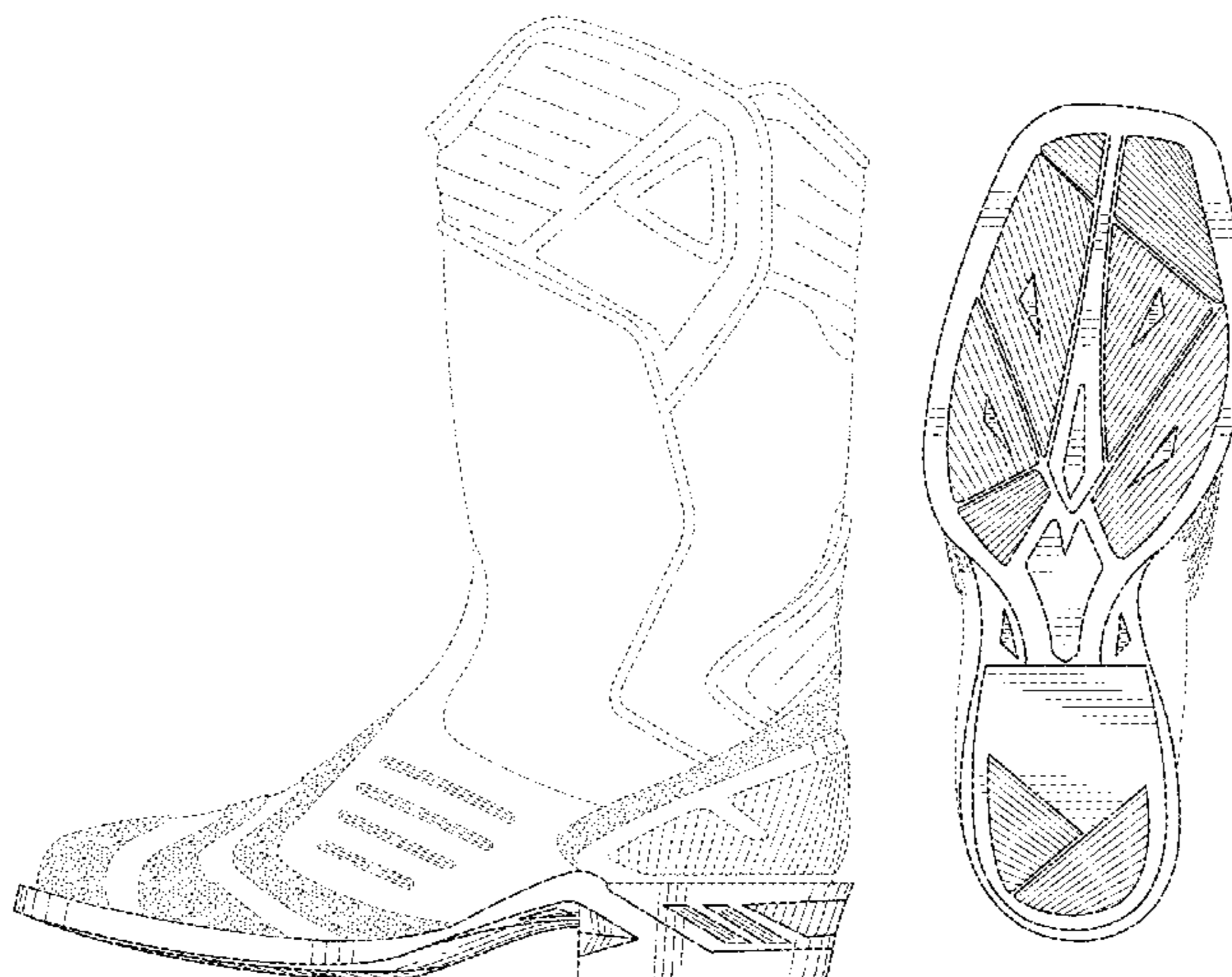
The ornamental design for a footwear sole, as shown and described.

DESCRIPTION

FIG. 1 is a top perspective view of a footwear sole showing my new design;
FIG. 2 is a medial elevational view thereof;
FIG. 3 is a lateral elevational view thereof;
FIG. 4 is a bottom plan view thereof;
FIG. 5 is a top plan view thereof;
FIG. 6 is a front elevational view thereof; and,
FIG. 7 is a rear elevational view thereof.

The broken line showing of footwear is for purposes of illustrating environmental structure associated with the footwear sole in a condition of use. The broken lines and structure they depict form no part of the claimed design. The shading lines shown in the drawings represent an approximate three-dimensional contour of the design, and are not intended to indicate surface decoration.

1 Claim, 7 Drawing Sheets



(56)

References Cited

U.S. PATENT DOCUMENTS

7,866,065	B2	1/2011	Munns				
7,980,010	B2	7/2011	Davis et al.				
D649,756	S *	12/2011	Thornhill	D2/951			
D701,374	S	3/2014	Feller et al.				
D722,761	S *	2/2015	Monroy	D2/970			
D735,453	S *	8/2015	Monroy	D2/951			
D747,084	S *	1/2016	Christopherson	D2/951			
2006/0042125	A1	3/2006	Chen et al.				
2010/0126044	A1	5/2010	Davis				
2011/0271553	A1	11/2011	McCarron				
2012/0023781	A1 *	2/2012	Dojan		A43B 13/122		
						36/108	
2012/0266575	A1	10/2012	Chang				
2014/0345165	A1 *	11/2014	Norwood		A43B 3/02		
						36/109	
2015/0335098	A1 *	11/2015	Monroy		A43B 13/37		
						36/69	
2015/0335101	A1 *	11/2015	Monroy		A43C 17/02		
						36/131	

* cited by examiner

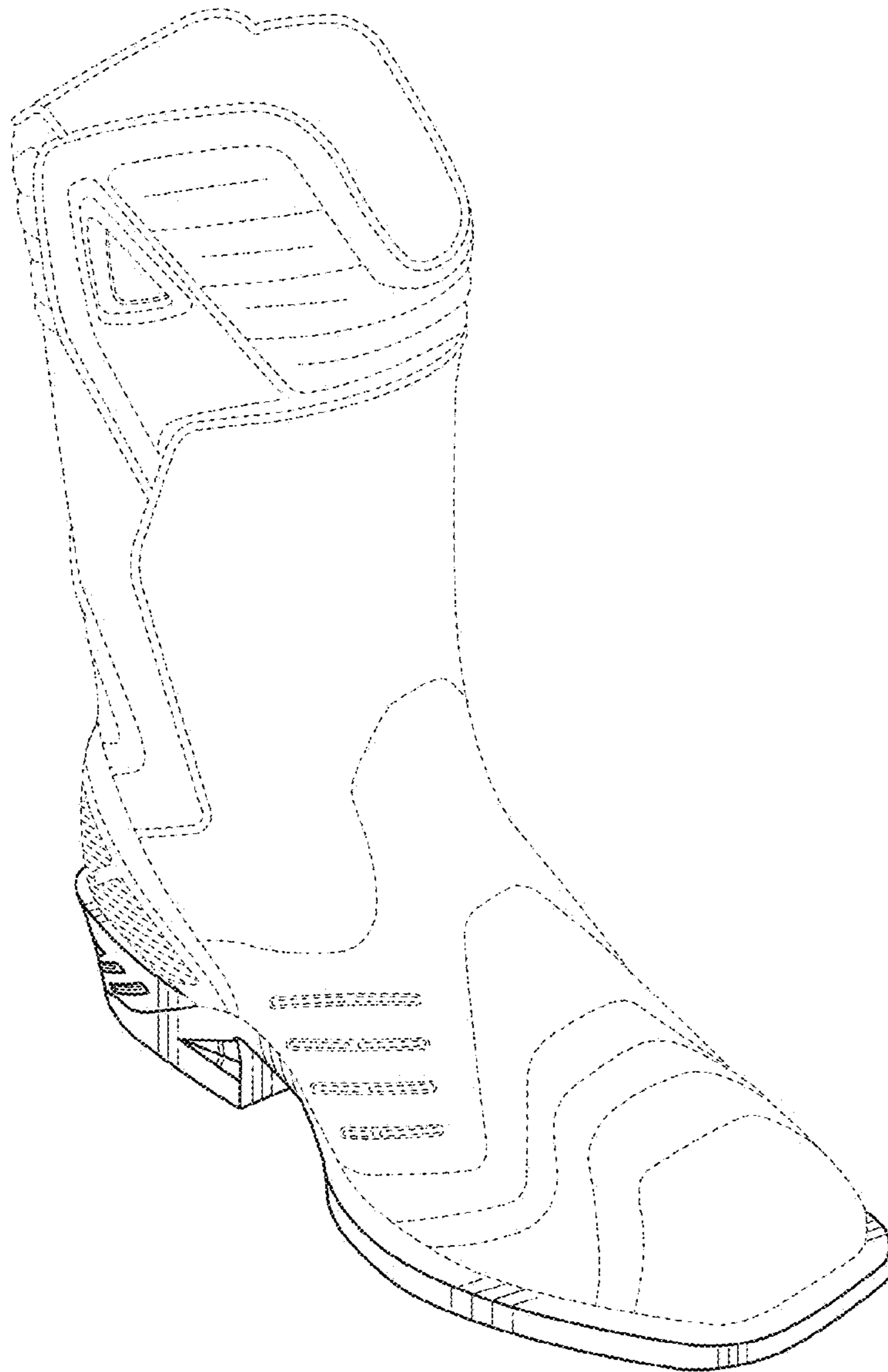


FIG. 1




FIG. 2

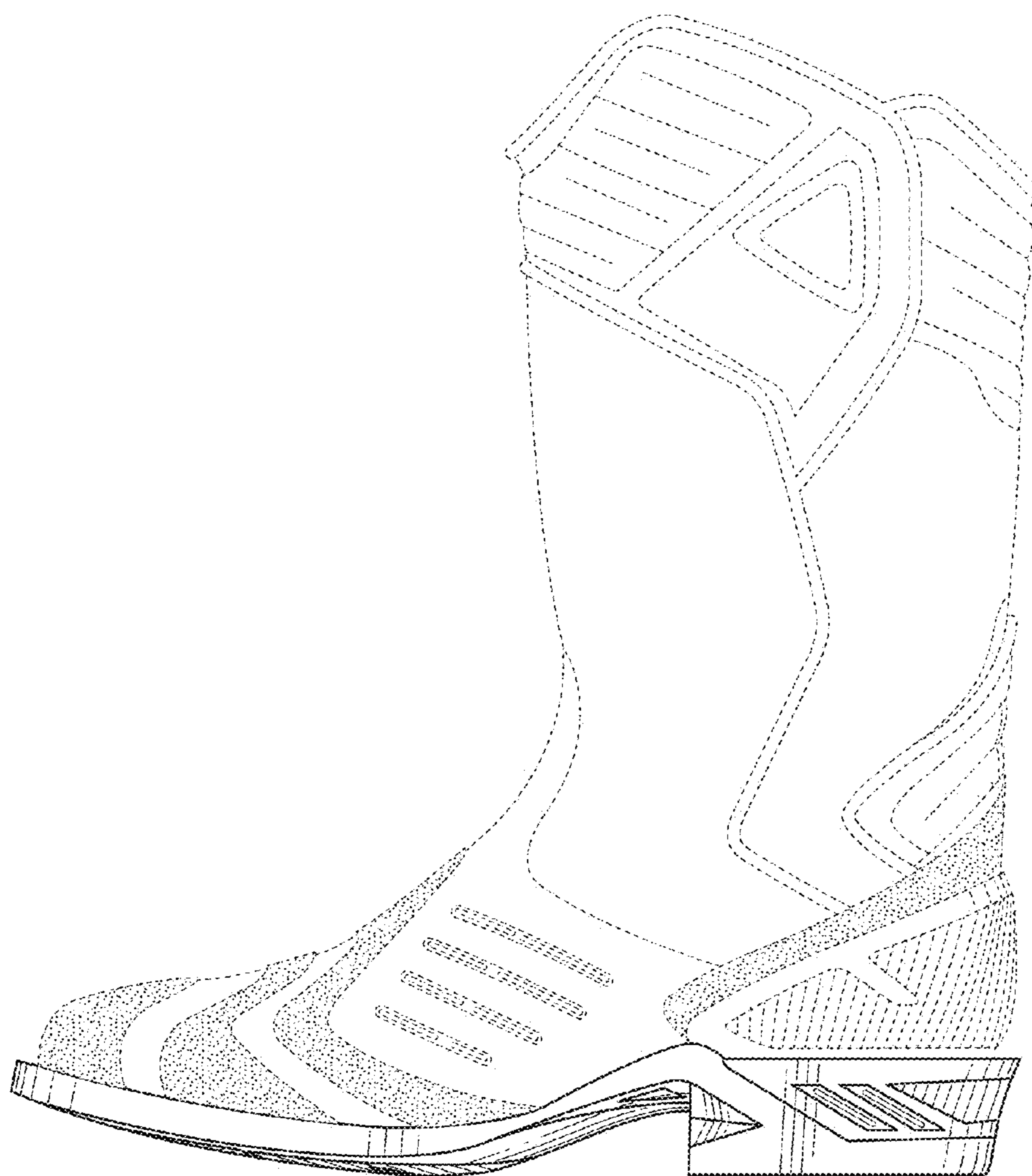


FIG. 3

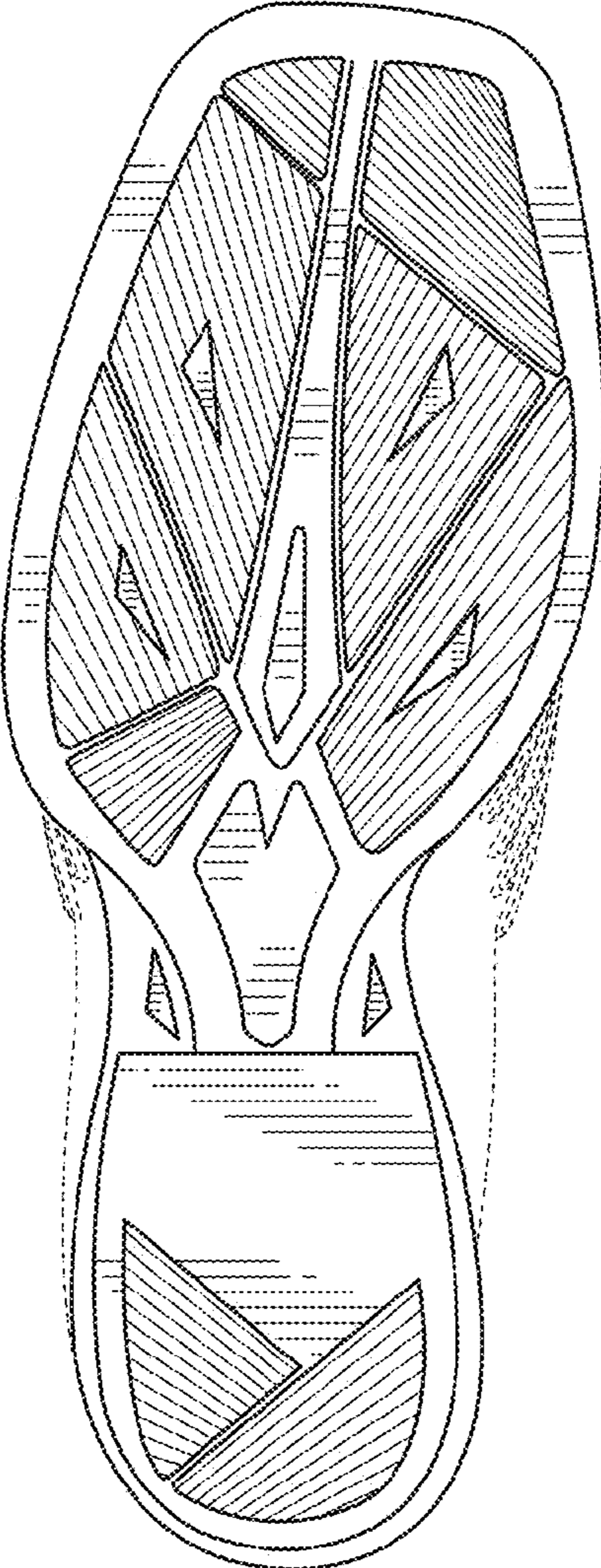


FIG. 4

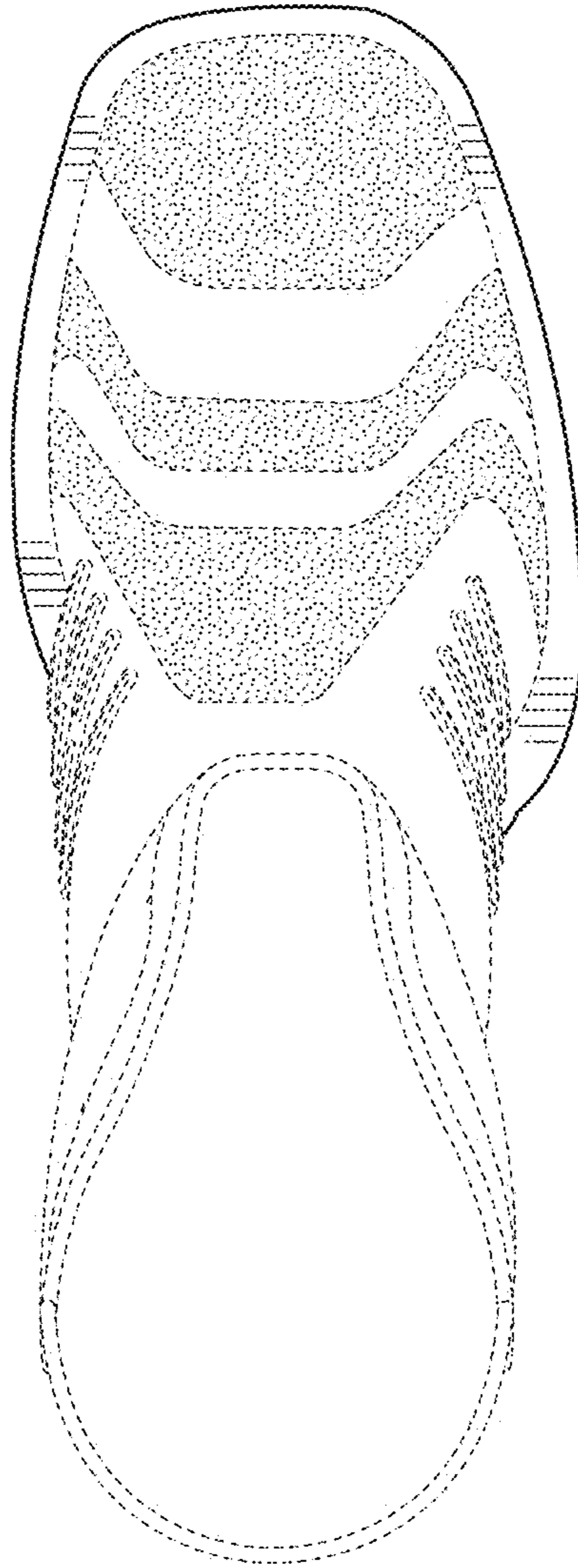


FIG. 5

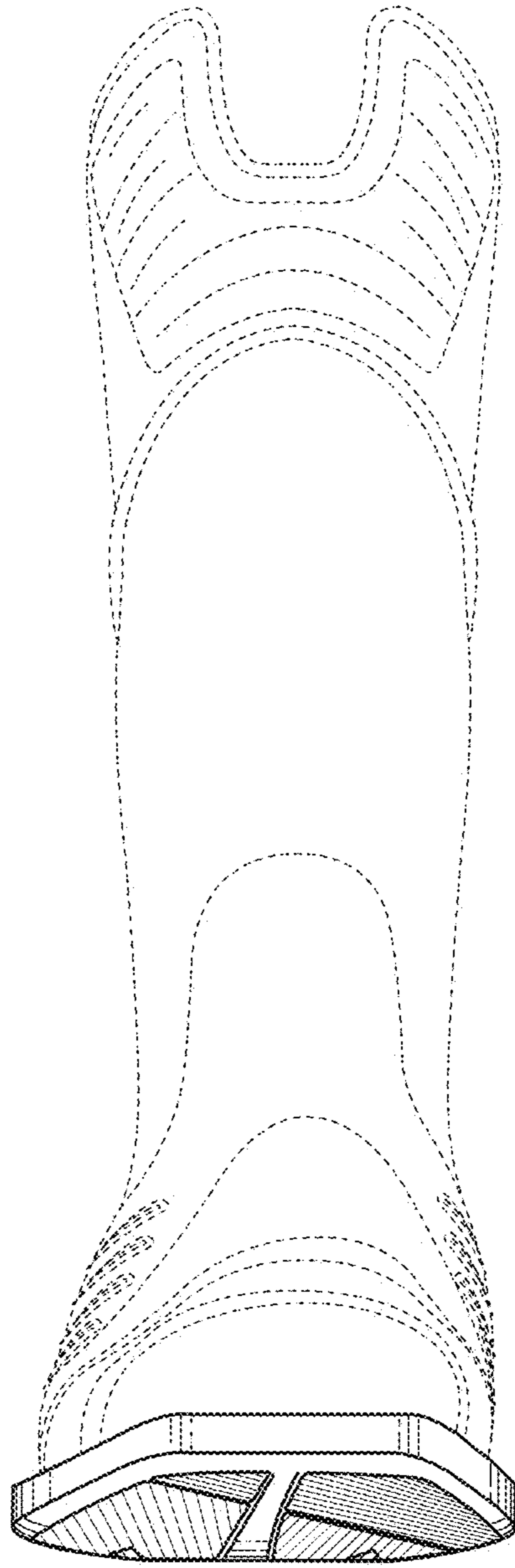


FIG. 6

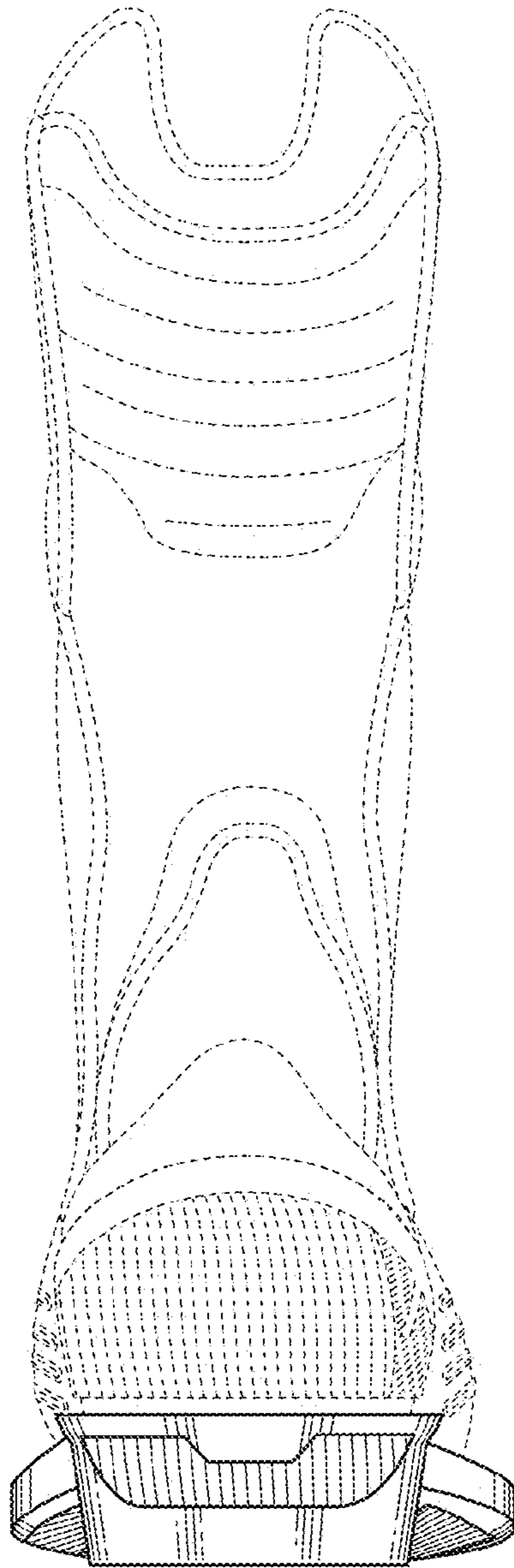


FIG. 7