



US00D756618S

(12) **United States Design Patent**
Mangee et al.

(10) **Patent No.:** **US D756,618 S**

(45) **Date of Patent:** **** May 24, 2016**

(54) **SOLE FOR A SLIP-ON MARCHING BAND SHOE**

(71) Applicant: **Man-How, Inc.**, Trenton, NJ (US)

(72) Inventors: **Timothy J. Mangee**, Frenchtown, NJ (US); **Jeffrey A. Smith**, Wilbraham, MA (US)

(73) Assignee: **Man-How, Inc.**, Trenton, NJ (US)

(**) Term: **14 Years**

(21) Appl. No.: **29/474,047**

(22) Filed: **May 13, 2014**

(51) **LOC (10) Cl.** **02-04**

(52) **U.S. Cl.**
USPC **D2/960**; D2/951; D2/959

(58) **Field of Classification Search**
USPC D2/902, 906, 908, 916, 918, 925, D2/946-962, 977; 36/3 B, 22 R, 24.5, 25 R, 36/28, 32 R, 34 R, 59 C, 67 A, 103
CPC A43B 13/00; A43B 13/02; A43B 13/023; A43B 13/026; A43B 13/04; A43B 13/08; A43B 13/10; A43B 13/12; A43B 13/14; A43B 13/141; A43B 13/143; A43B 13/16; A43B 13/18; A43B 13/181; A43B 13/187; A43B 13/189; A43B 13/20; A43B 13/22; A43B 13/223; A43B 13/24; A43B 13/28; A43B 13/30; A43B 13/32; A43B 13/34; A43B 13/36

See application file for complete search history.

(56) **References Cited**

U.S. PATENT DOCUMENTS

D61,017 S	5/1922	Heilhecker
1,587,377 A	6/1926	Grosjean
D79,934 S	11/1929	Paterson
D108,623 S	3/1938	Kavenagh
D113,890 S	3/1939	Cowen

D241,688 S	10/1976	Johnson	
D253,137 S	10/1979	Foldes	
D253,140 S	10/1979	Pasquier	
D281,460 S *	11/1985	Parker	D2/957
4,667,423 A	5/1987	Autry et al.	
D298,483 S	11/1988	Liggett et al.	
D304,259 S	10/1989	Nakano	
D307,817 S	5/1990	Schneider	
D319,725 S *	9/1991	Claveria	D2/955
D320,302 S *	10/1991	Kiyosawa	D2/949

(Continued)

Primary Examiner — T. Chase Nelson

(74) *Attorney, Agent, or Firm* — Fox Rothschild LLP

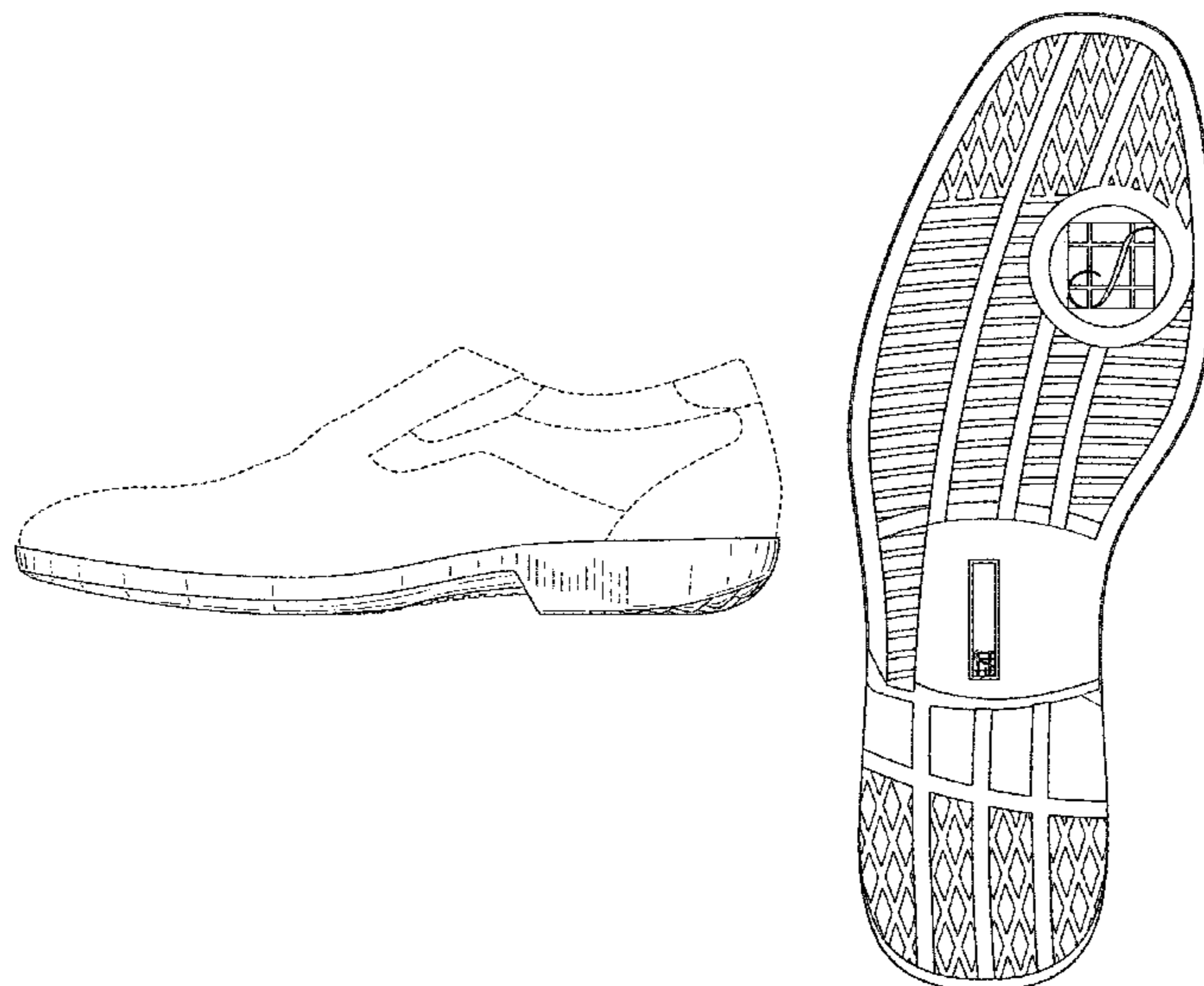
(57) **CLAIM**

The ornamental design for a sole for a slip-on marching band shoe, as shown and described.

DESCRIPTION

FIG. 1 is a bottom perspective view of a first embodiment embodying our new design of a sole for a slip-on marching band shoe for the right foot of user; FIG. 2 is a front elevational view thereof; FIG. 3 is a rear elevational view thereof; FIG. 4 is a right side elevational view thereof; FIG. 5 is a left side elevational view thereof; FIG. 6 is a top plan view thereof; and FIG. 7 is a bottom plan view thereof. FIG. 8 is a front elevational view of a second embodiment sole for a slip-on marching band shoe for the left foot of a user; FIG. 9 is a rear elevational view thereof; FIG. 10 is a right side elevational view thereof; FIG. 11 is a left side elevational view thereof; FIG. 12 is a top plan view thereof; and, FIG. 13 shows a bottom plan view thereof. The broken lines depict environmental structure associated with the sole for a slip-on marching band shoe in a condition of use. The broken lines and structure they depict form no part of the claimed design.

1 Claim, 11 Drawing Sheets



(56)

References Cited

U.S. PATENT DOCUMENTS

D325,808 S	5/1992	Austin	
D326,956 S	6/1992	Damianoe et al.	
D336,359 S	6/1993	Peterson	
D338,995 S	9/1993	Snell	
D341,245 S	11/1993	Lai	
D350,641 S	9/1994	Kayano et al.	
D370,993 S	6/1996	Mangee	
D383,594 S	9/1997	Elliott	
D388,943 S	1/1998	Mangee	
D390,348 S	2/1998	Meyer et al.	
D393,142 S *	4/1998	Brown	D2/900
D398,745 S	9/1998	Cass	
D426,372 S *	6/2000	Price	D2/902
6,105,279 A *	8/2000	Bouchoms	A43B 9/10 36/25 R
D439,032 S	3/2001	Kung	
D440,745 S	4/2001	Matis et al.	
D449,919 S	11/2001	McClaskie	
D450,429 S	11/2001	McClaskie	
D450,914 S	11/2001	Wilson	
D451,264 S	12/2001	Marvin et al.	
D453,065 S	1/2002	Roulo	
D459,064 S	6/2002	McClaskie	
D460,247 S	7/2002	Liu et al.	
D460,249 S	7/2002	Yang	
D461,298 S	8/2002	Urie et al.	
D469,949 S	2/2003	Koo	
D473,696 S	4/2003	Mangee	
D473,698 S	4/2003	St-Louis	
D476,141 S *	6/2003	Matis	D2/954
D483,933 S	12/2003	Adams et al.	
D487,616 S	3/2004	Rogers et al.	
6,708,426 B2	3/2004	Erickson et al.	
D487,955 S *	4/2004	Ammon	D2/951
D487,956 S	4/2004	Wu	
D494,346 S	8/2004	Hawkins	
D496,778 S	10/2004	Le	
D497,705 S	11/2004	Turner	
D498,904 S *	11/2004	Lee	D2/953
D500,400 S	1/2005	Le	
D500,582 S	1/2005	Robbins et al.	
D500,913 S	1/2005	Mangee	
D500,914 S	1/2005	Ammon	
D501,294 S	2/2005	Robbins et al.	
D501,707 S	2/2005	Nakano	
D502,594 S	3/2005	Belley et al.	
D503,028 S	3/2005	Merceron	
D503,029 S	3/2005	Sonnergren	
D503,522 S	4/2005	Schoenborn et al.	
D508,307 S *	8/2005	Burg	D2/953
D514,288 S *	2/2006	Burg	D2/947
D515,792 S *	2/2006	McClaskie	D2/951
D543,340 S *	5/2007	Favreau	D2/953
D556,983 S	12/2007	Mangee et al.	
D561,438 S *	2/2008	Belley	D2/953
D561,440 S *	2/2008	Andersen	D2/953
D581,641 S *	12/2008	Bethke, Jr.	D2/953
D584,493 S *	1/2009	Avar	D2/951
D604,932 S *	12/2009	Le	D2/951
D686,406 S *	7/2013	Spring	D2/951
D689,674 S *	9/2013	Kampff	D2/908
D712,645 S *	9/2014	Bove	D2/951
D713,135 S *	9/2014	Tucker	D2/951
D724,297 S *	3/2015	Oliver	D2/951
D728,914 S *	5/2015	Bove	D2/951
D738,077 S *	9/2015	Montross	D2/951
2011/0047833 A1 *	3/2011	Tai	A43B 13/12 36/30 R

* cited by examiner

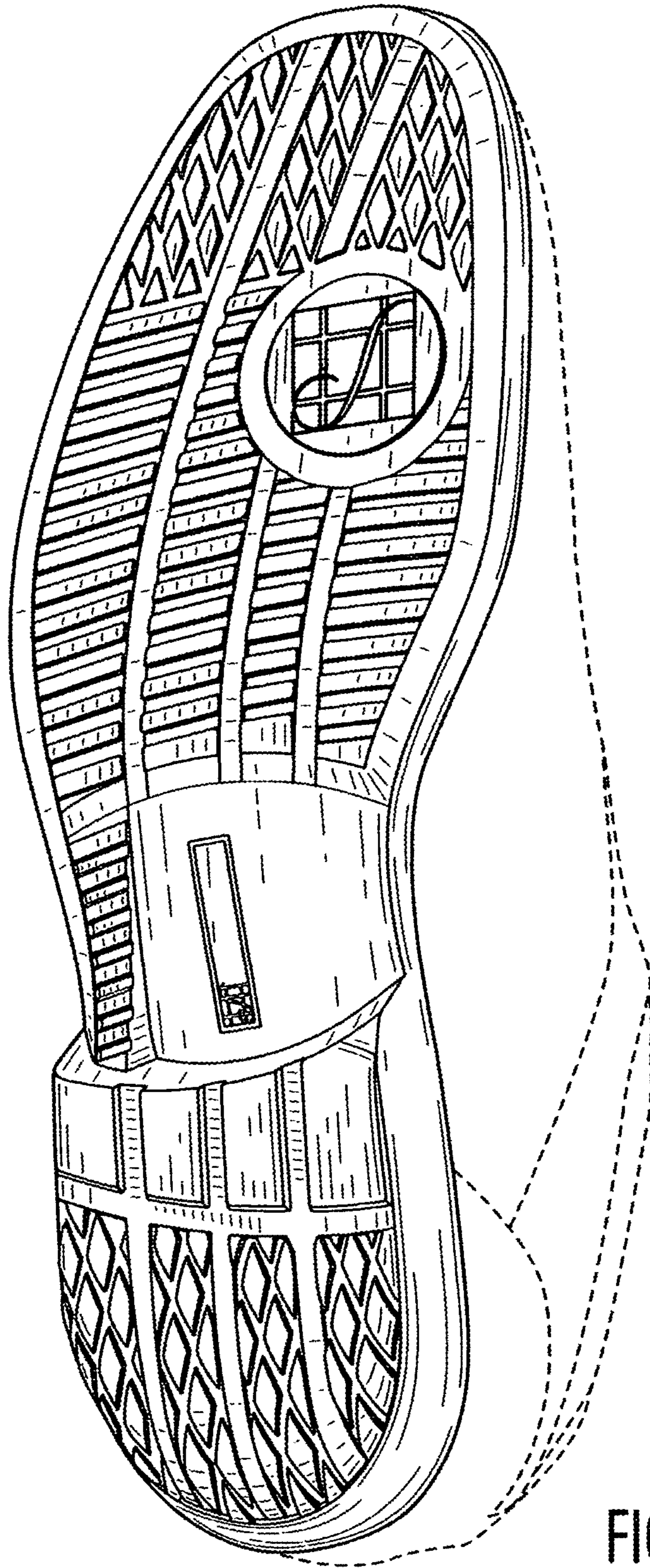


FIG. 1




FIG. 2

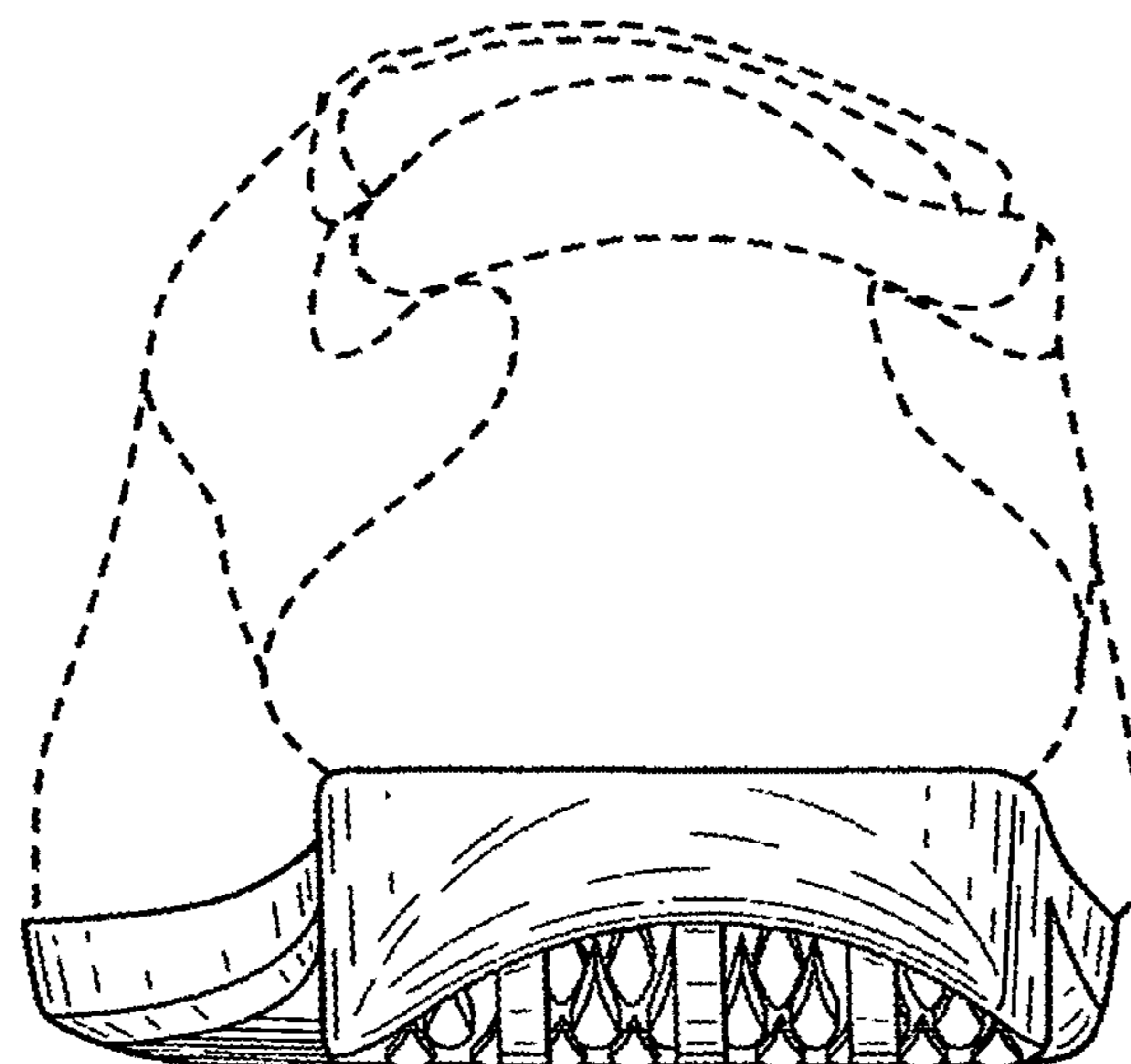


FIG. 3

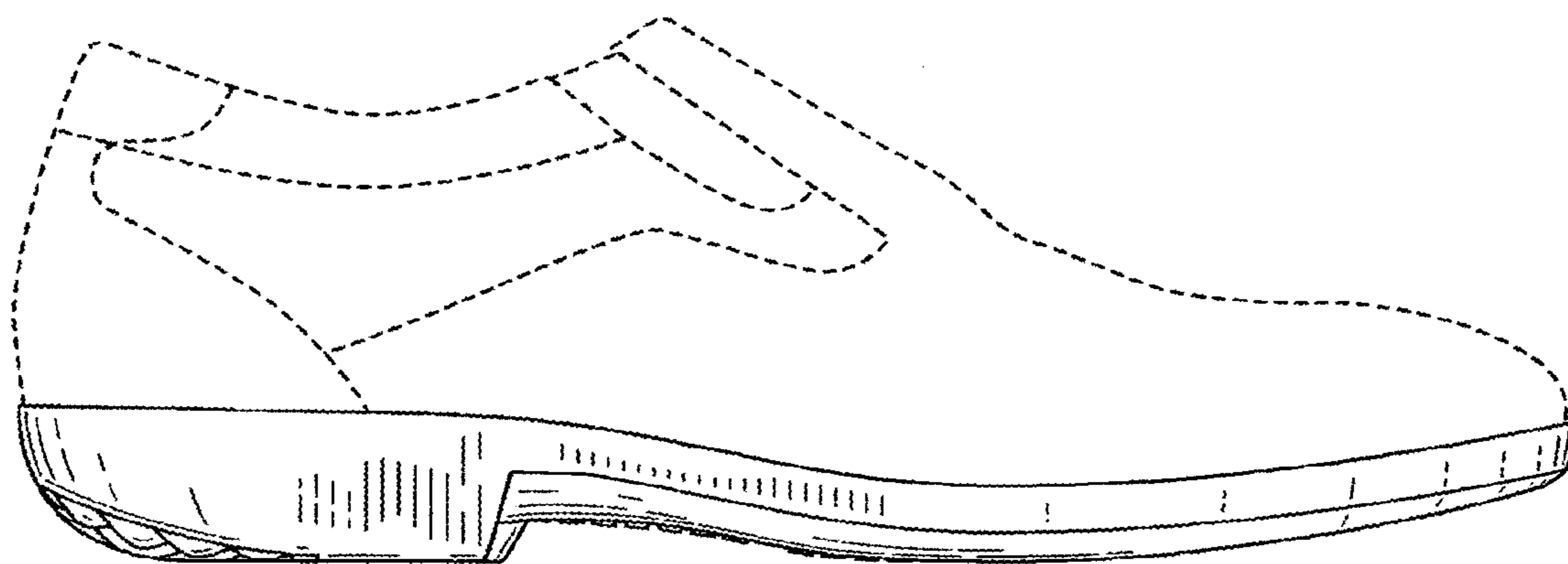


FIG. 4

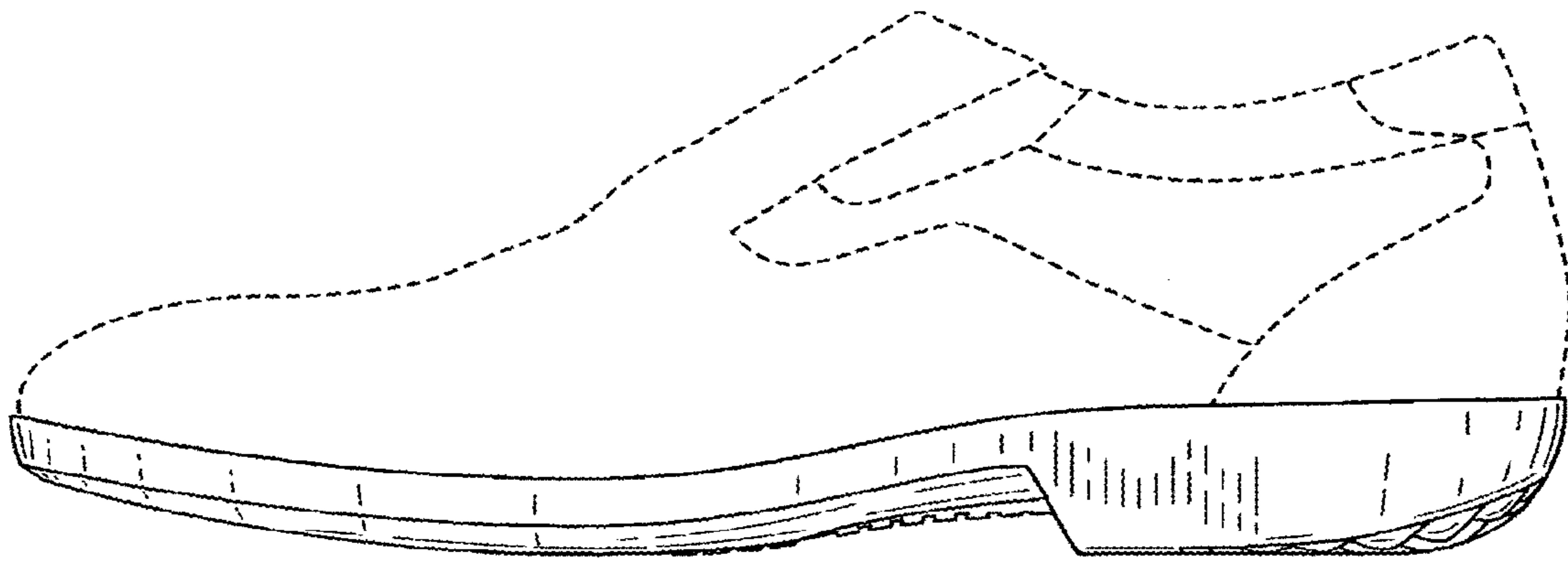


FIG. 5

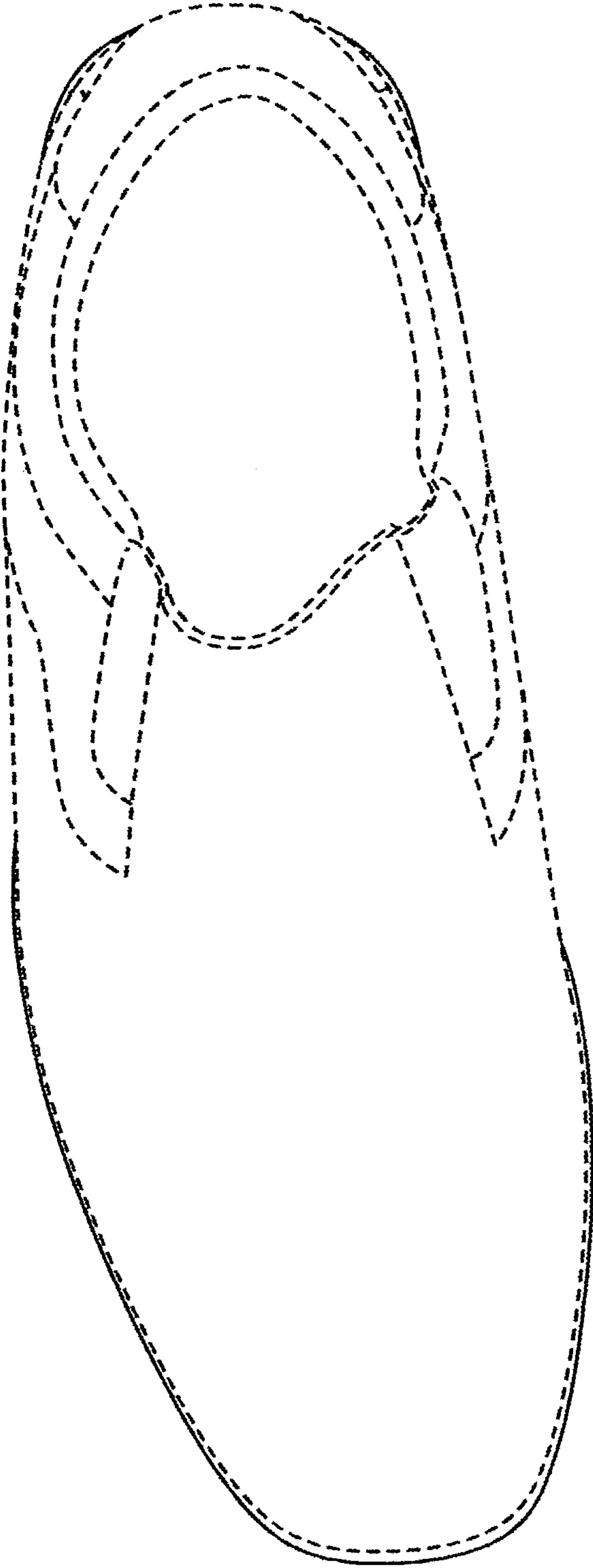


FIG. 6

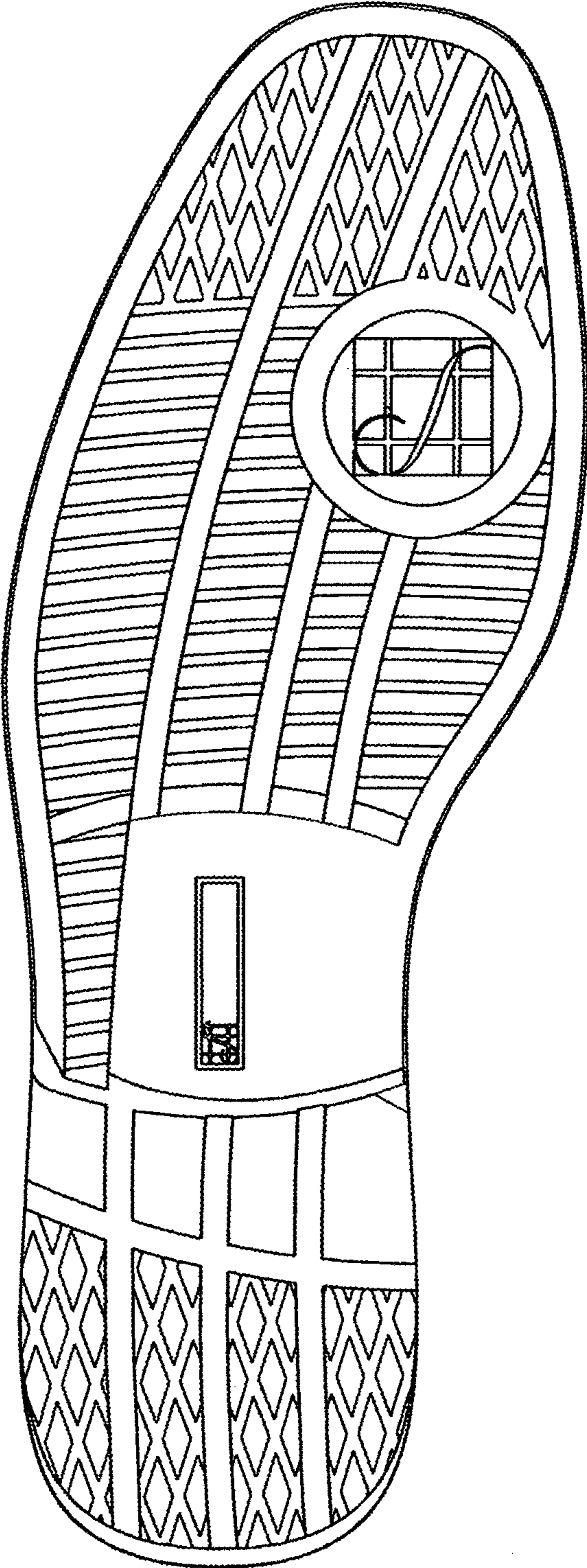


FIG. 7

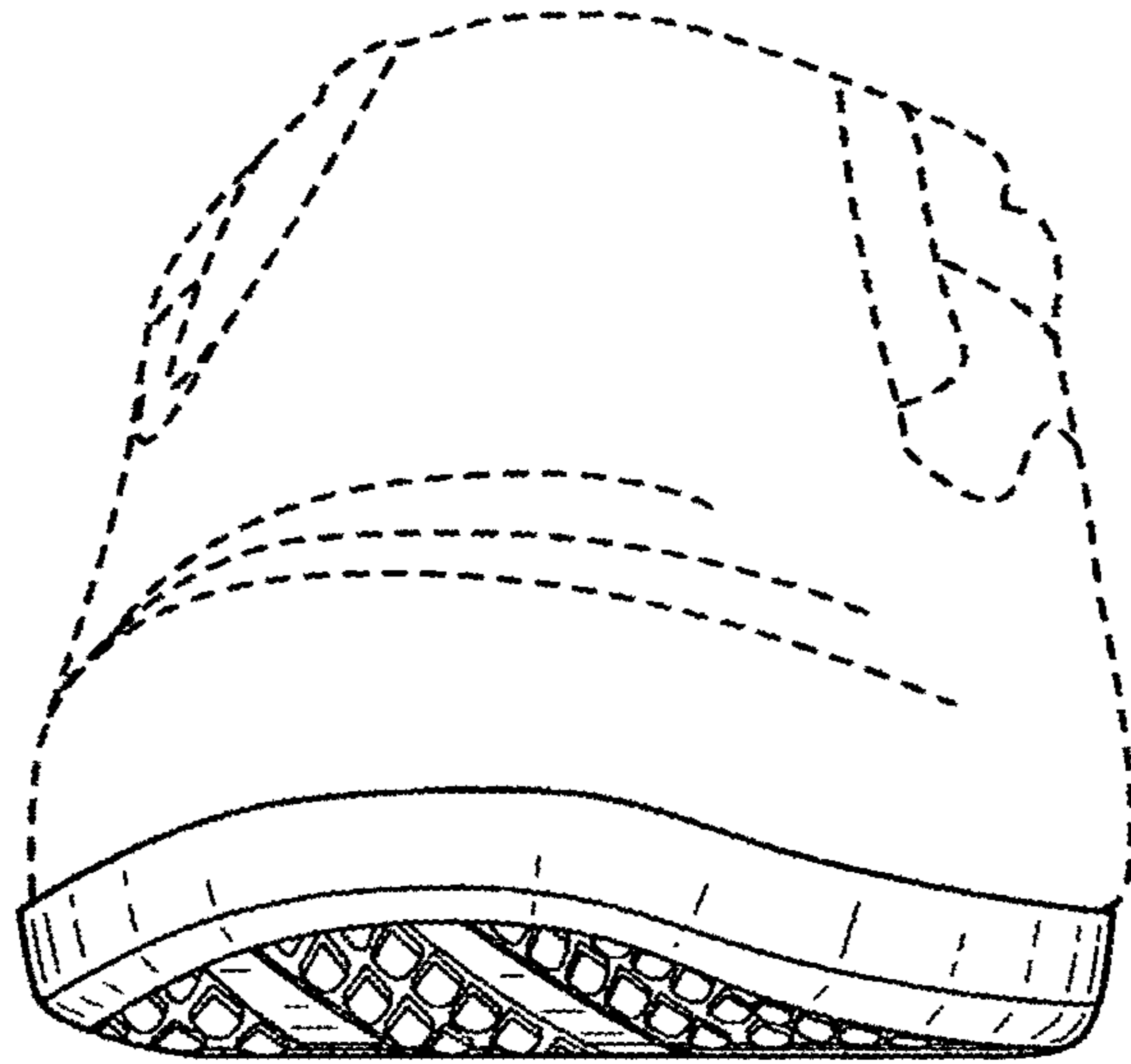


FIG. 8

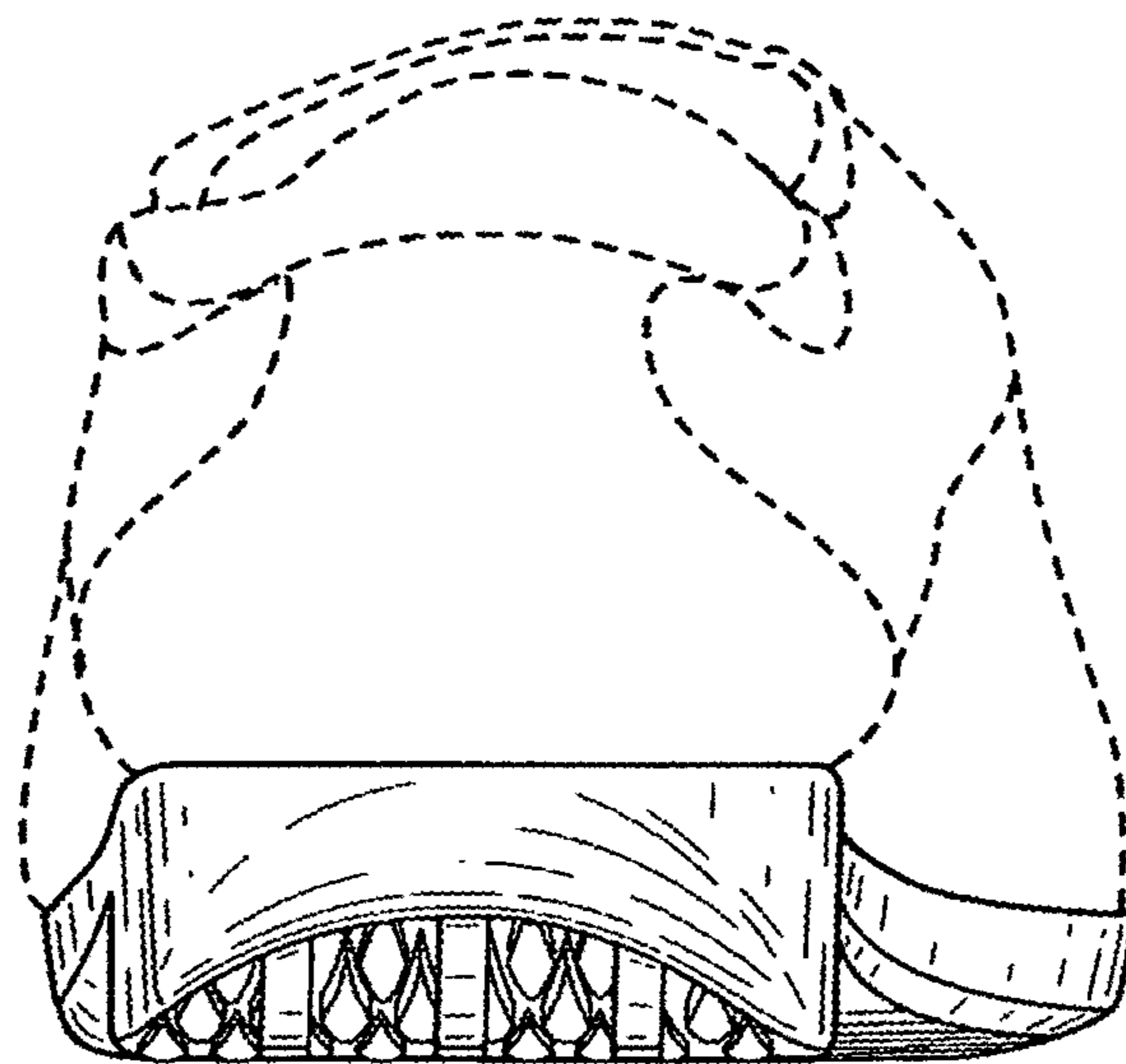


FIG. 9

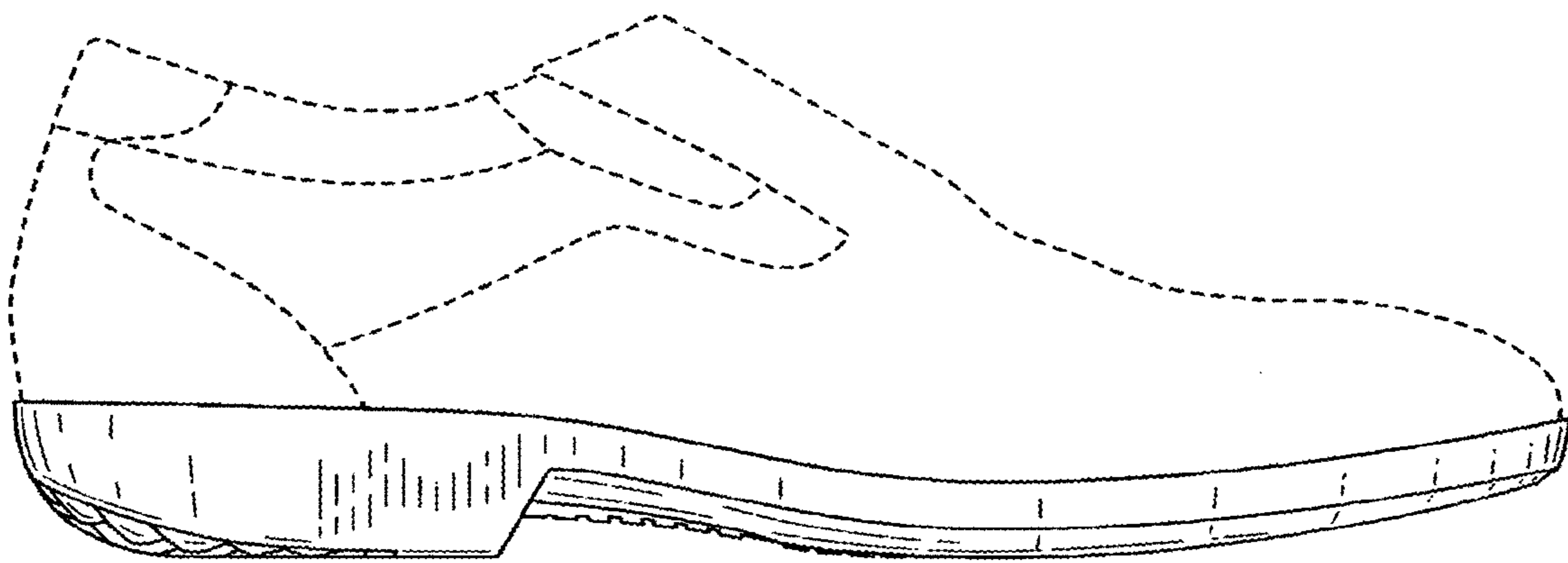


FIG. 10

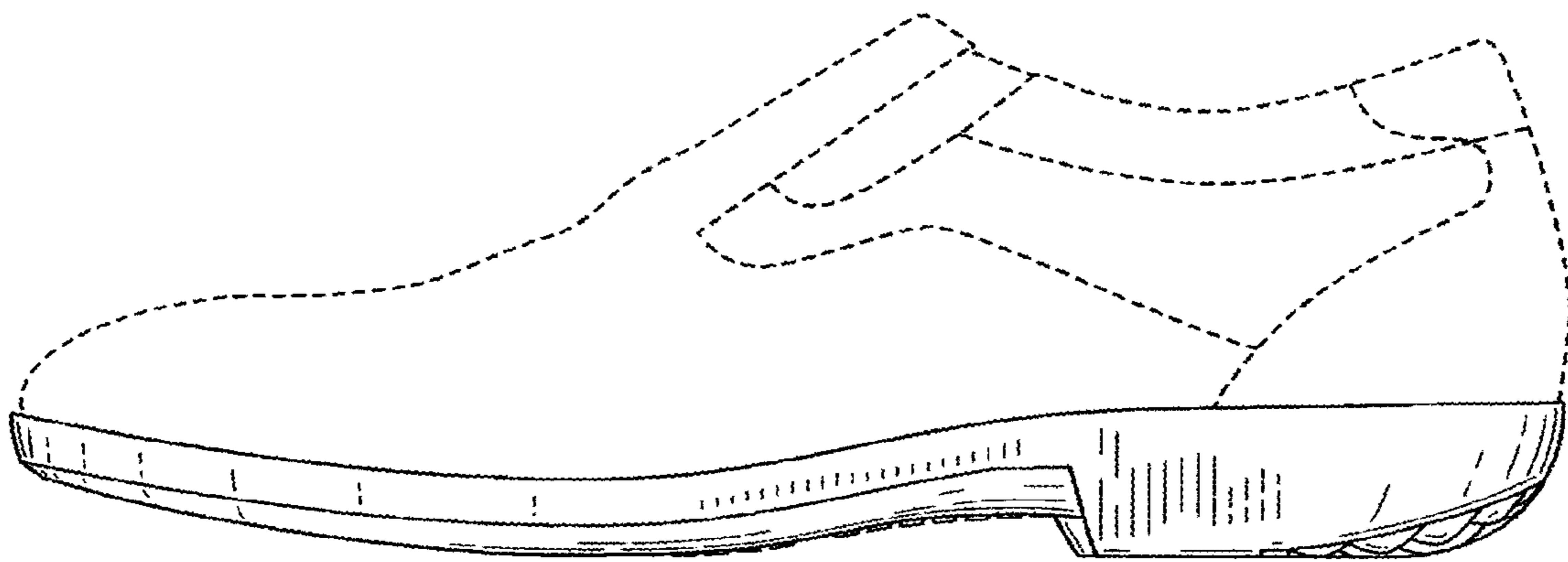


FIG. 11

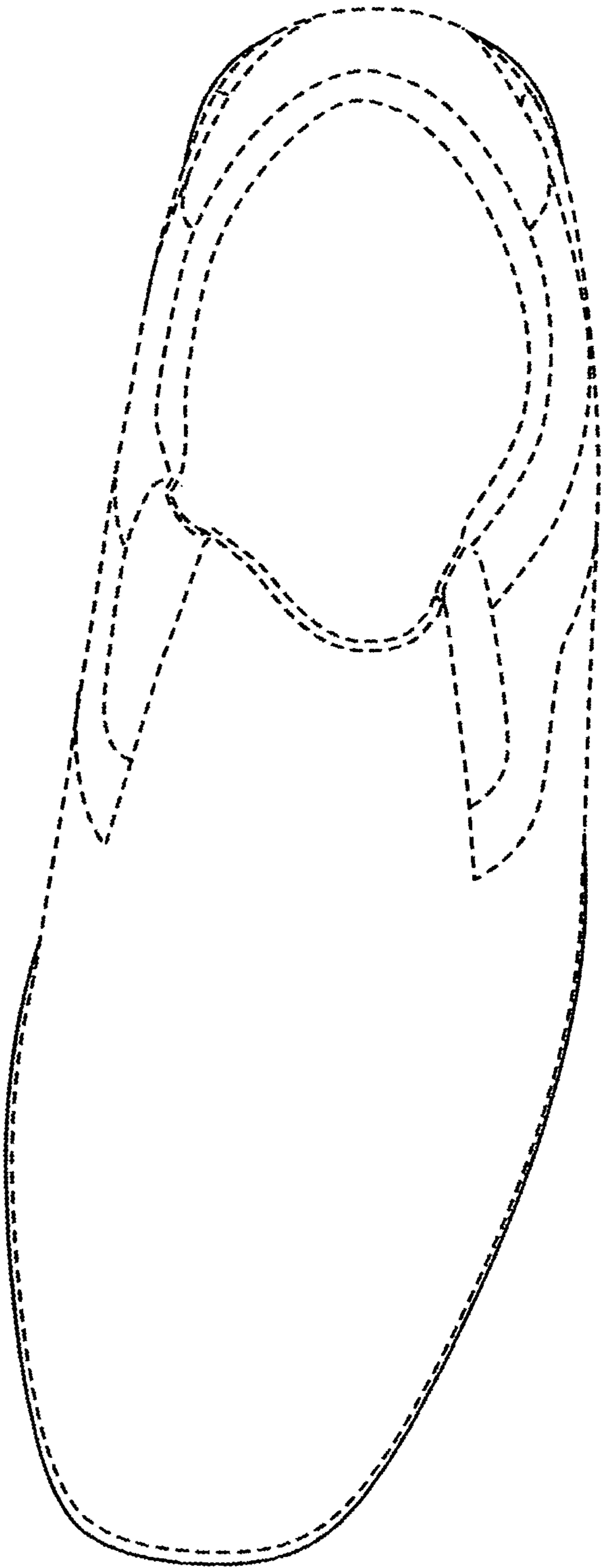


FIG. 12

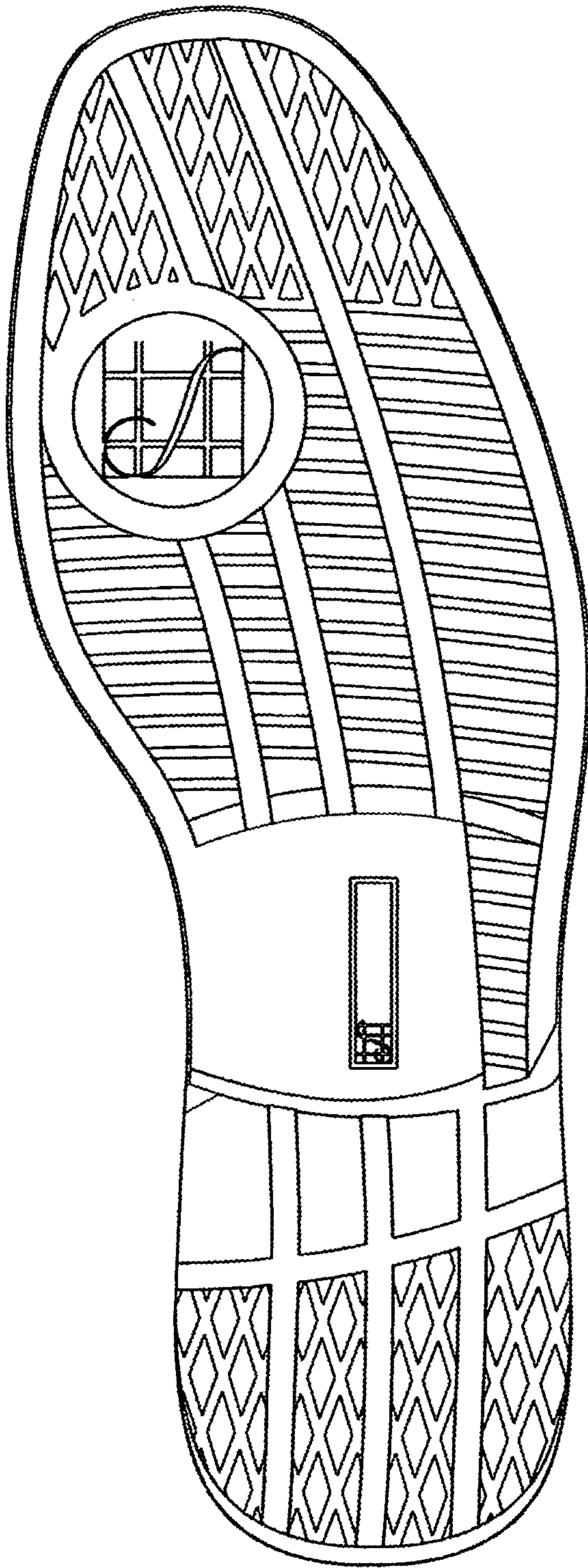


FIG. 13