

US00D756613S

(12) **United States Design Patent**
Bramani et al.

(10) **Patent No.:** **US D756,613 S**

(45) **Date of Patent:** **** May 24, 2016**

(54) **SHOE**

(71) Applicant: **Vibram S.p.A.**, Albizzate (Varese) (IT)

(72) Inventors: **Marco Bramani**, Albizzate (IT); **Robert Fliri**, Albizzate (IT)

(73) Assignee: **VIBRAM S.P.A.** (IT)

(**) Term: **14 Years**

(21) Appl. No.: **29/451,500**

(22) Filed: **Apr. 3, 2013**

(30) **Foreign Application Priority Data**

Oct. 3, 2012 (EM) 2113050

(51) **LOC (10) Cl.** **02-04**

(52) **U.S. Cl.**
USPC **D2/898**

(58) **Field of Classification Search**

USPC D2/896–898, 902, 903, 906–908, 923,
D2/943–945, 969, 972–975; 36/45–49,
36/50.1, 54, 77 M, 77 R, 83, 88, 113, 114,
36/126–131, 8.1

CPC A43B 1/0072; A43B 5/145; A43B 5/1666;
A43B 23/0235; A43B 3/00; A43B 3/108;
A43B 3/246

See application file for complete search history.

(56) **References Cited**

U.S. PATENT DOCUMENTS

5,913,592 A * 6/1999 Moore 36/8.1
D489,515 S * 5/2004 Ganim et al. D2/898
D516,134 S * 2/2006 Fine et al. D21/483

D579,181 S * 10/2008 Swanson et al. D2/903
D582,134 S * 12/2008 Von Conta et al. D2/903
D625,906 S * 10/2010 Zhang D2/898
7,805,860 B2 * 10/2010 Fliri 36/94
D639,535 S * 6/2011 Eggert et al. D2/898
D640,043 S * 6/2011 Buck D2/898
D650,977 S * 12/2011 Eggert et al. D2/946
D655,897 S * 3/2012 Mahoney D2/902
D664,745 S * 8/2012 Liang D2/898
D672,536 S * 12/2012 Eggert et al. D2/899
D672,941 S * 12/2012 Bramani D2/898
D674,170 S * 1/2013 Bramani et al. D2/902
2011/0005105 A1 * 1/2011 Hong 36/3 B

* cited by examiner

Primary Examiner — Derrick Holland

Assistant Examiner — Janice Lim

(74) *Attorney, Agent, or Firm* — Cantor Colburn LLP

(57) **CLAIM**

We claim, the ornamental design for a shoe, as shown and described.

DESCRIPTION

FIG. 1 is a front perspective view of a shoe, showing our new design;

FIG. 2 is a front elevation view thereof;

FIG. 3 is a rear elevation view thereof;

FIG. 4 is a right side elevation view thereof;

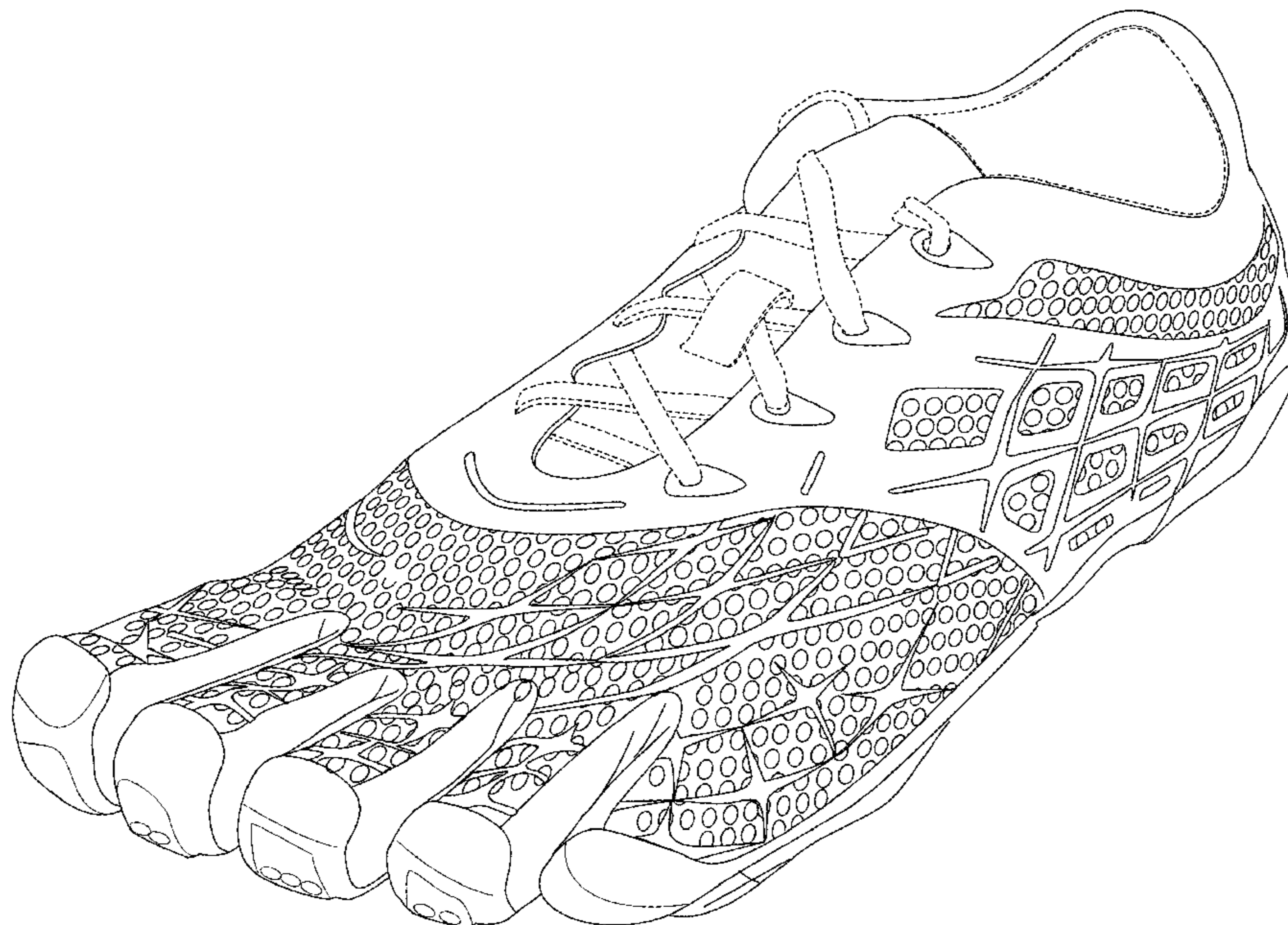
FIG. 5 is a left side elevation view thereof;

FIG. 6 is a top plan view thereof; and,

FIG. 7 is a bottom plan view thereof.

The broken line portions of FIG. 1-7 are included to show unclaimed subject matter only and form no part of the claimed design.

1 Claim, 7 Drawing Sheets



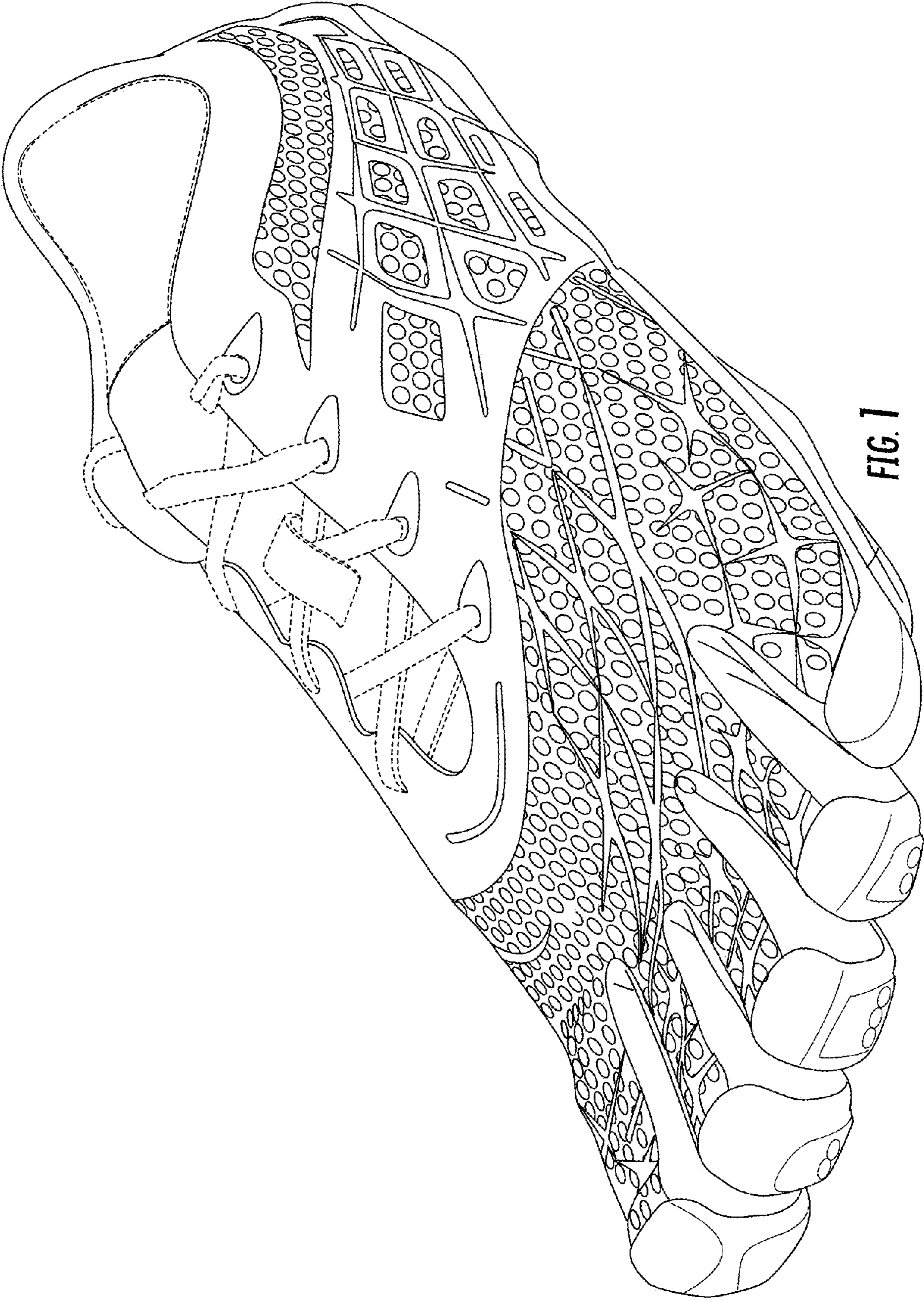


FIG. 1

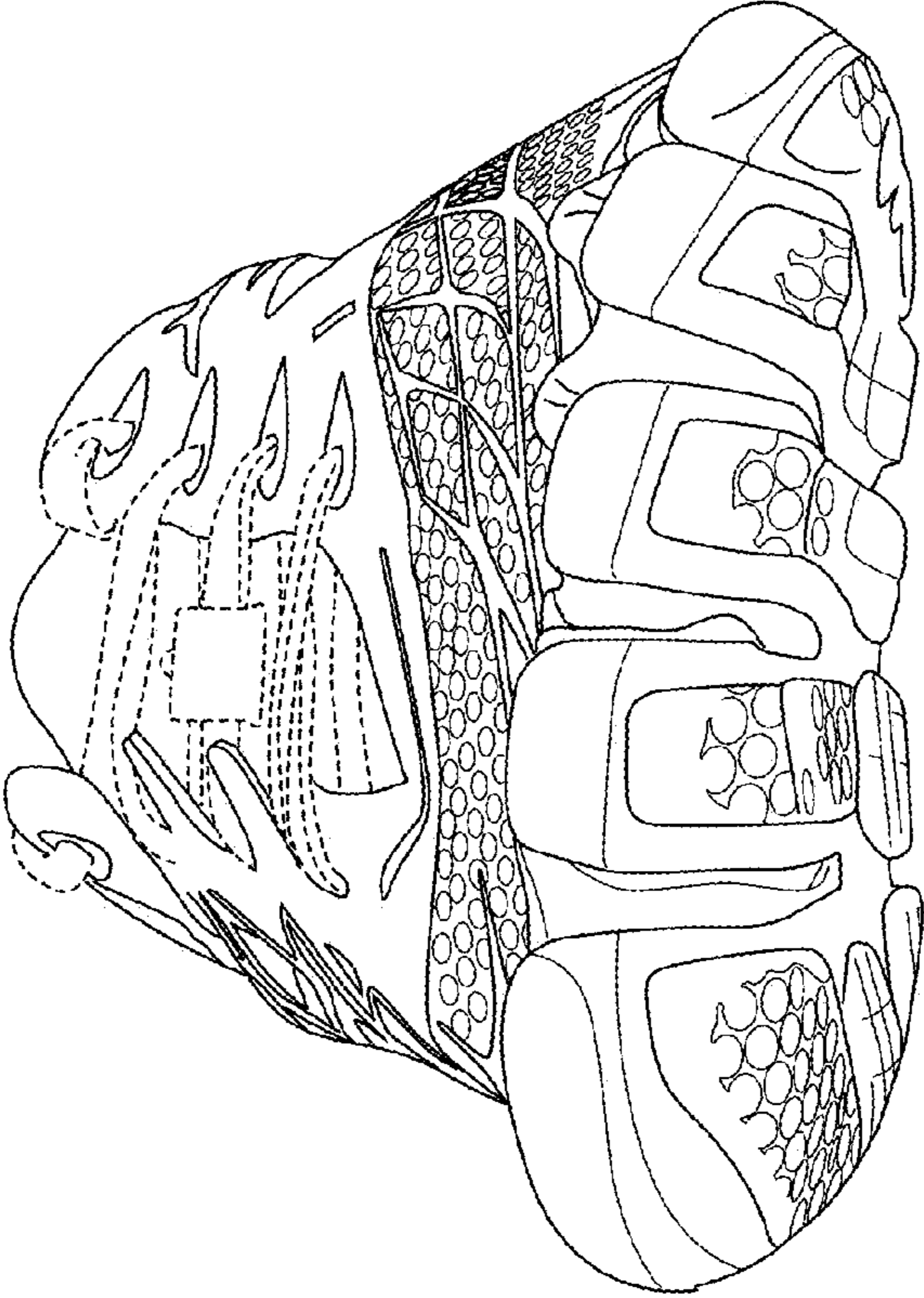


FIG. 2

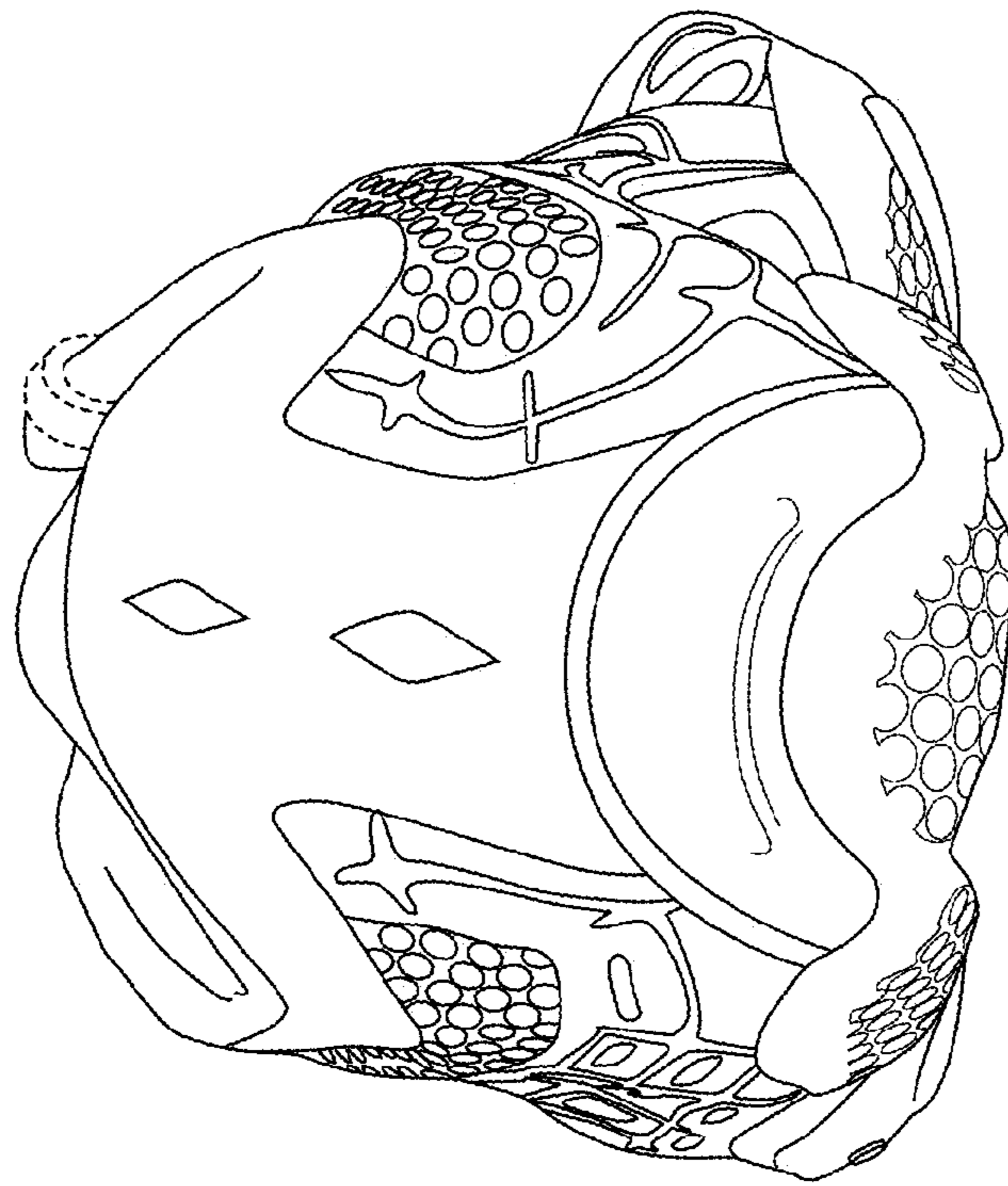


FIG. 3

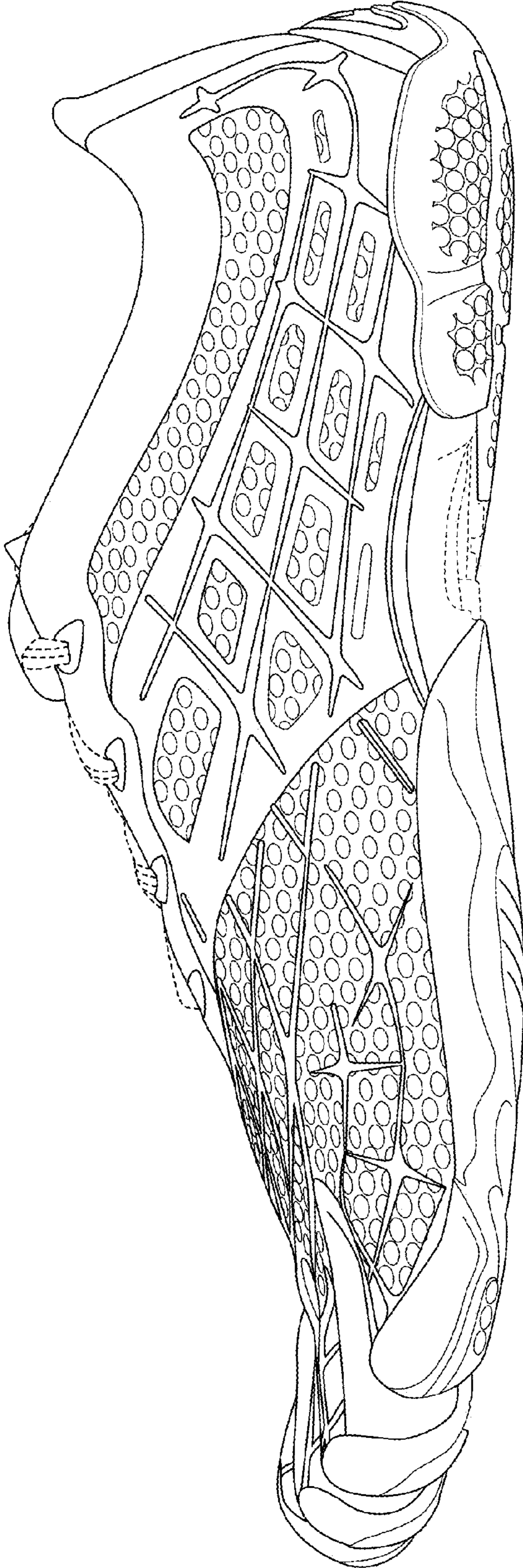


FIG. 4

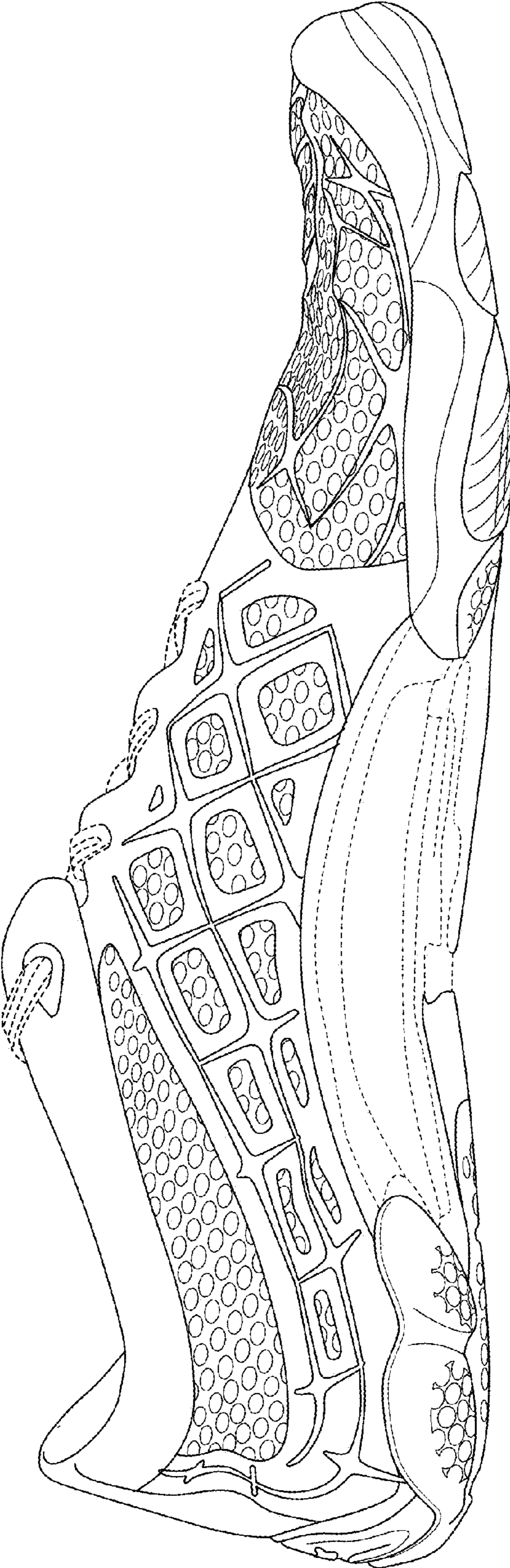


FIG. 5

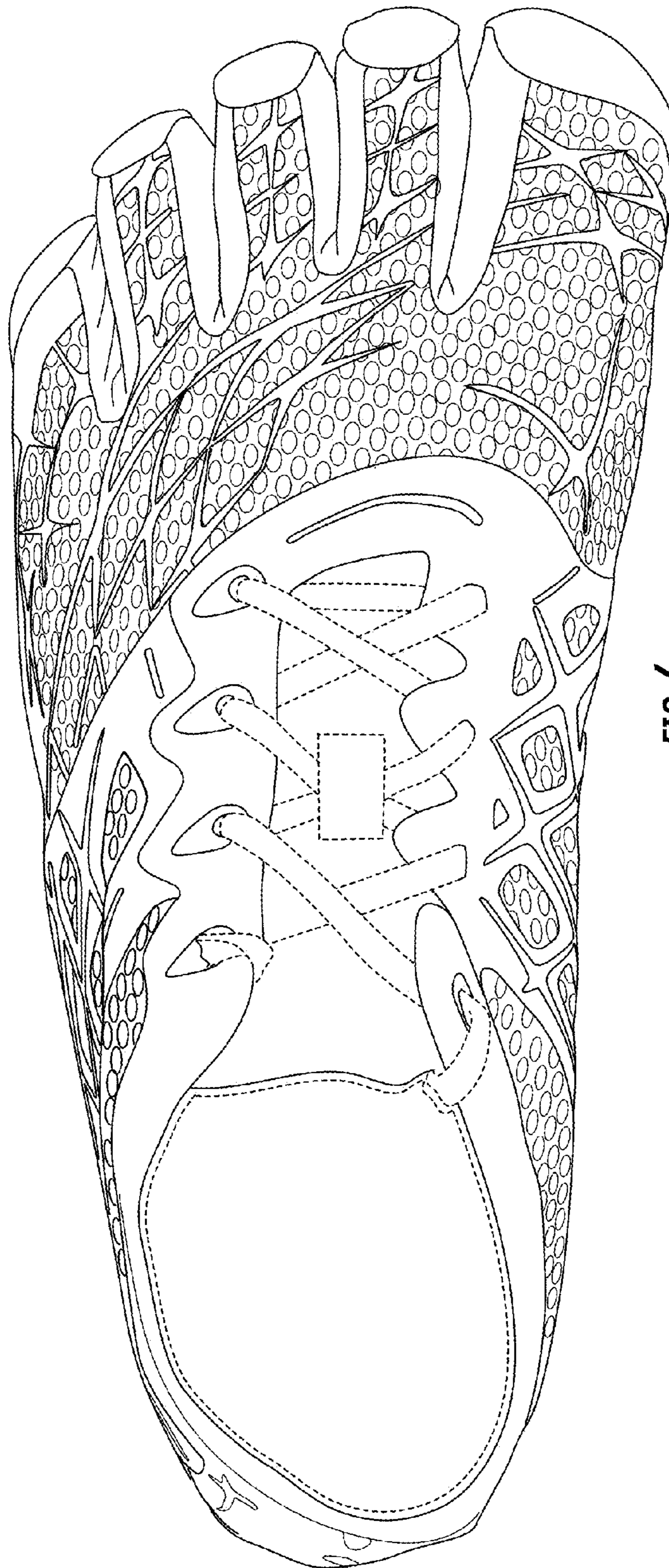


FIG. 6




FIG. 7