



US00D756610S

(12) **United States Design Patent**
Taylor

(10) **Patent No.:** **US D756,610 S**
(45) **Date of Patent:** **** May 24, 2016**

(54) **KNOTTED TURBAN-STYLE SHOWER CAP**

(71) Applicant: **Simone Kathleen Taylor**, Brisbane
(AU)

(72) Inventor: **Simone Kathleen Taylor**, Brisbane
(AU)

(**) Term: **14 Years**

(21) Appl. No.: **29/510,422**

(22) Filed: **Nov. 26, 2014**

(51) **LOC (10) Cl.** **02-03**

(52) **U.S. Cl.**
USPC **D2/867**

(58) **Field of Classification Search**
USPC D2/865, 867, 868, 870, 878, 880, 889,
D2/891, 895

CPC A41D 23/00; A42B 1/00; A42B 1/02;
A42B 1/04; A42B 1/041; A42B 1/12; A42B
1/112; A45D 2/46; A45D 8/00; A45D 8/40;
A45D 19/18; A45D 20/18

See application file for complete search history.

(56) **References Cited**

U.S. PATENT DOCUMENTS

1,728,138	A *	9/1929	Robinson	A42B 1/041 2/207
1,749,340	A	3/1930	Grean		
D122,868	S *	10/1940	Graper	D2/865
D135,009	S *	2/1943	Harpignies	D2/865
2,336,356	A *	12/1943	Harding	A42B 1/041 2/195.7
D141,411	S *	5/1945	Neville	D2/865
D144,405	S *	4/1946	McCann	D2/865
2,665,427	A	8/1951	Street		
2,817,090	A	12/1957	Toeliner		
2,820,227	A	1/1958	Weiner		
3,019,444	A	2/1962	Finsilver		
3,051,960	A	9/1962	Rendulich		
3,111,679	A	11/1963	Reinsberg		
3,206,761	A *	9/1965	Melnikoff	A42B 1/12 2/171.01

3,213,466	A *	10/1965	Gettinger	A42B 1/041 2/171.01
3,247,521	A	4/1966	Owen		
3,417,407	A *	12/1968	Divine	A42B 1/02 2/171
3,587,114	A	6/1971	McCourtie		
4,400,830	A	8/1983	Gaitan		
4,788,722	A	12/1988	Oliver		
4,790,035	A *	12/1988	Whyte	A42B 1/041 2/207

(Continued)

OTHER PUBLICATIONS

“Dahlia Shower Cap in Ruby Red,” headwear available for sale on-line. Publication date unknown. Retrieved from the Internet on Nov. 24, 2015. URL: http://www.louvellewear.com/DAHLIA-shower-cap-in-Ruby-Red_p_45.html. (3 pages).*

“Dahlia in Pink Geometric Turban-Style Shower Cap,” item available for sale on-line. Publication date unknown. Retrieved from the internet on Jan. 11, 2016. URL: https://www.hardtofind.com.au/88211_dahlia-in-pink-geometric-turban-style-shower-cap. (6 pages).*

(Continued)

Primary Examiner — Karen E. Eldridge Powers
Assistant Examiner — Jasmine Mlinarcik

(57) **CLAIM**

I claim the ornamental design for a knotted turban-style shower cap, as shown and described.

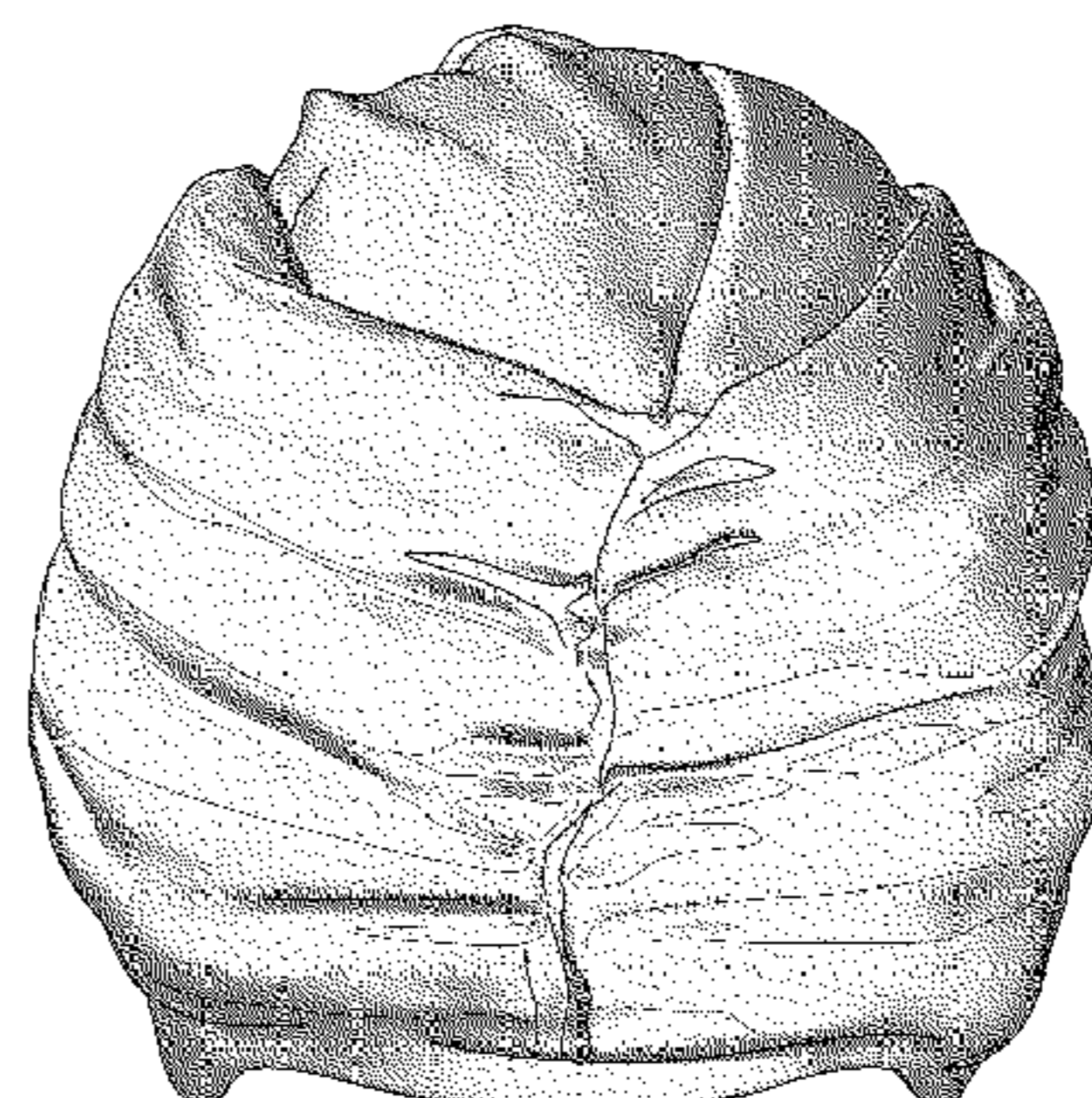
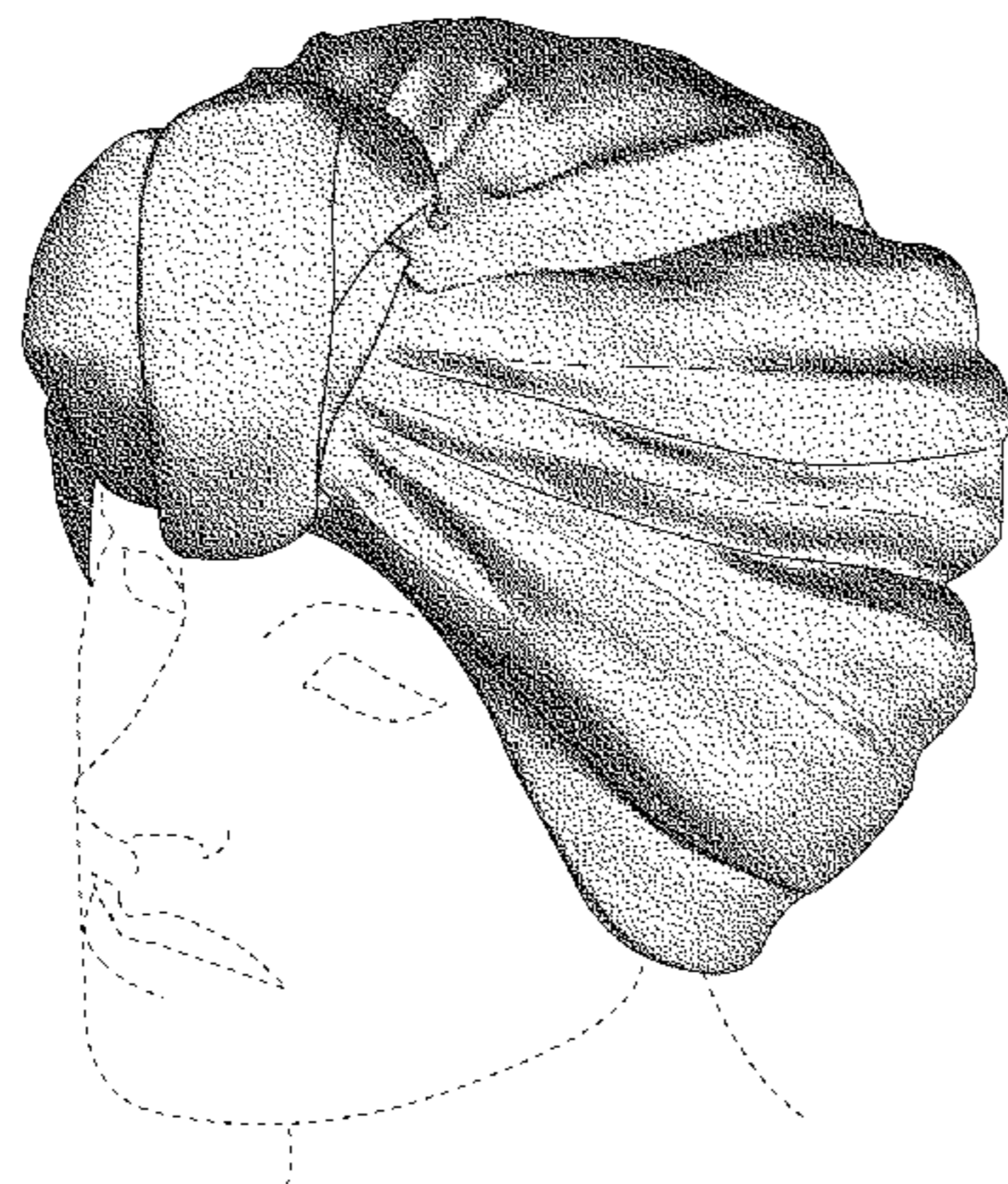
DESCRIPTION

FIG. 1 is a perspective view of a knotted turban-style shower cap showing my new design on the wearer; FIG. 2 is a perspective view of the knotted turban-style shower cap of FIG. 1, but shown while not in use; FIG. 3 is a front elevation view thereof; FIG. 4 is a rear elevation view thereof; FIG. 5 is a right side elevation view thereof; FIG. 7 is a top plan view thereof; and, FIG. 8 is a bottom plan view thereof.

The partial human figure depicted by broken lines assists in illustrating how the claimed design may appear when worn and does not form part of the claimed design. The broken lines within the interior portion of the claimed design illustrate the bounds of the claim and do not form part of the claim.

The intended use for the design is a waterproof head covering to keep the user’s hair dry in the shower.

1 Claim, 8 Drawing Sheets



(56)

References Cited

U.S. PATENT DOCUMENTS

5,365,613 A 11/1994 Henegan
D381,790 S * 8/1997 Harris D2/865
D408,118 S * 4/1999 Johnson D2/865
D412,234 S * 7/1999 Cox D2/865
D448,917 S 10/2001 Grant
6,560,784 B2 5/2003 Hill
D482,843 S * 12/2003 Burnett D2/500
D697,287 S * 1/2014 Alfarouqi D2/878
D743,673 S * 11/2015 Yoo D2/865

OTHER PUBLICATIONS

“Don Locally Crafter Louvell Showerwear,” article posted on-line on Oct. 30, 2014. Retrieved from the internet on Nov. 24, 2015. URL: <http://theweekenedition.com.au/gentlefolk/louvelle/>. (1 page).*

“Always Dolled Up—5 Quick Tricks for Styling Kids,” images posted in an on-line article on May 5, 2013. Retrieved from the internet on Jan. 11, 2016. URL: <http://www.alwaysdolledup.com/2013/05/5-components-to-styling-little-kids.html>. See p. # 4. (11 pages).*

* cited by examiner

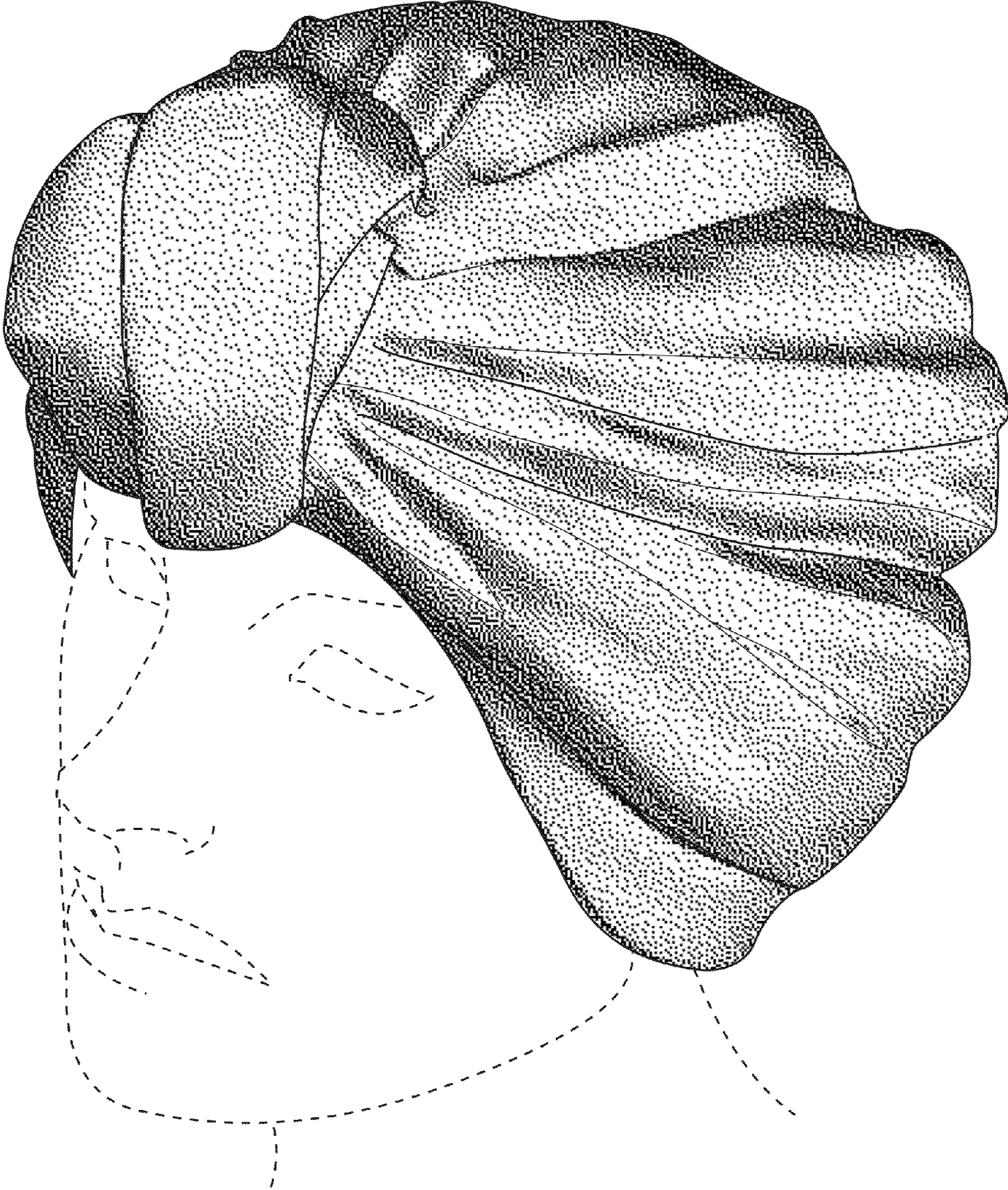


FIG. 1

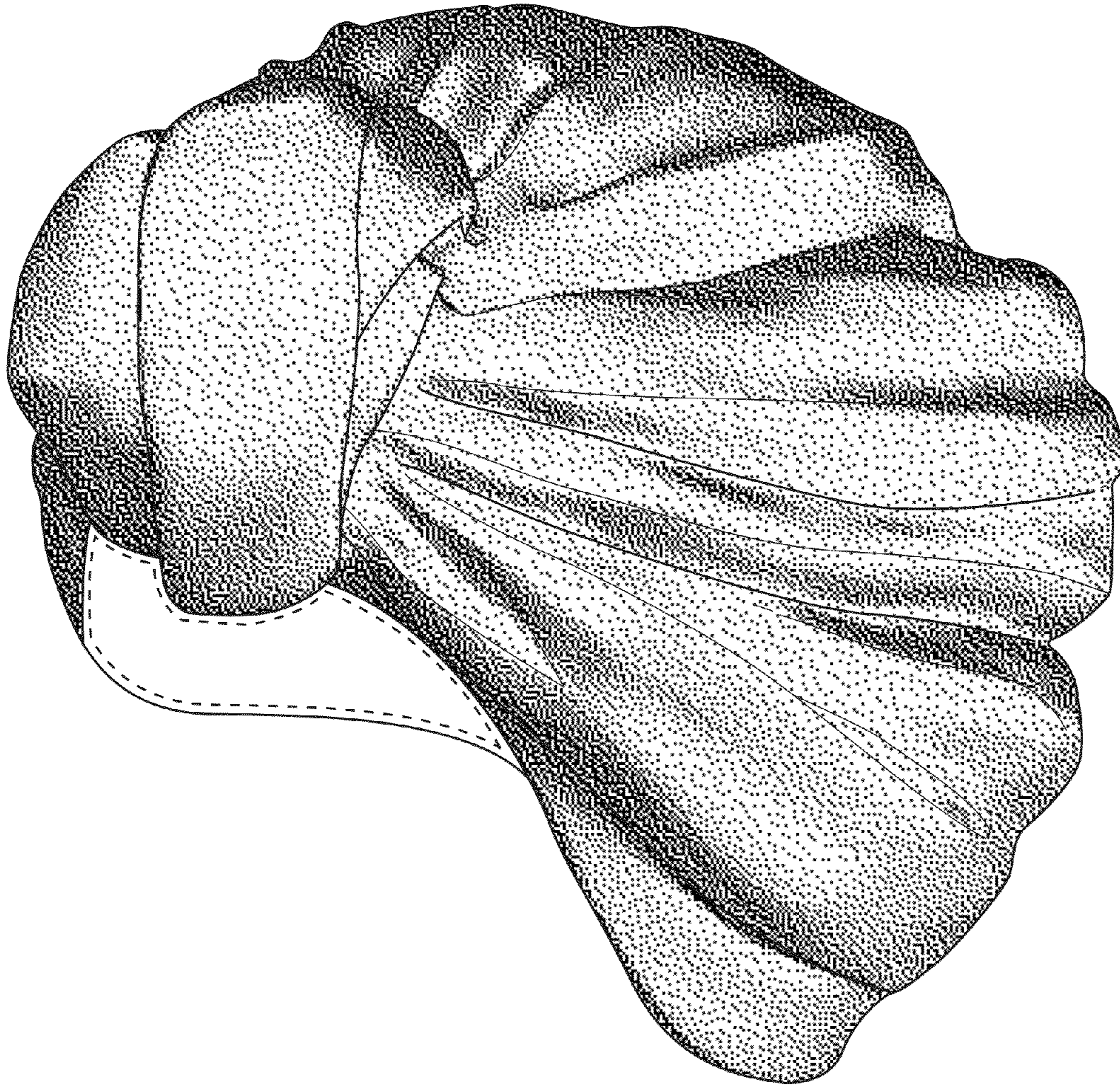


FIG. 2

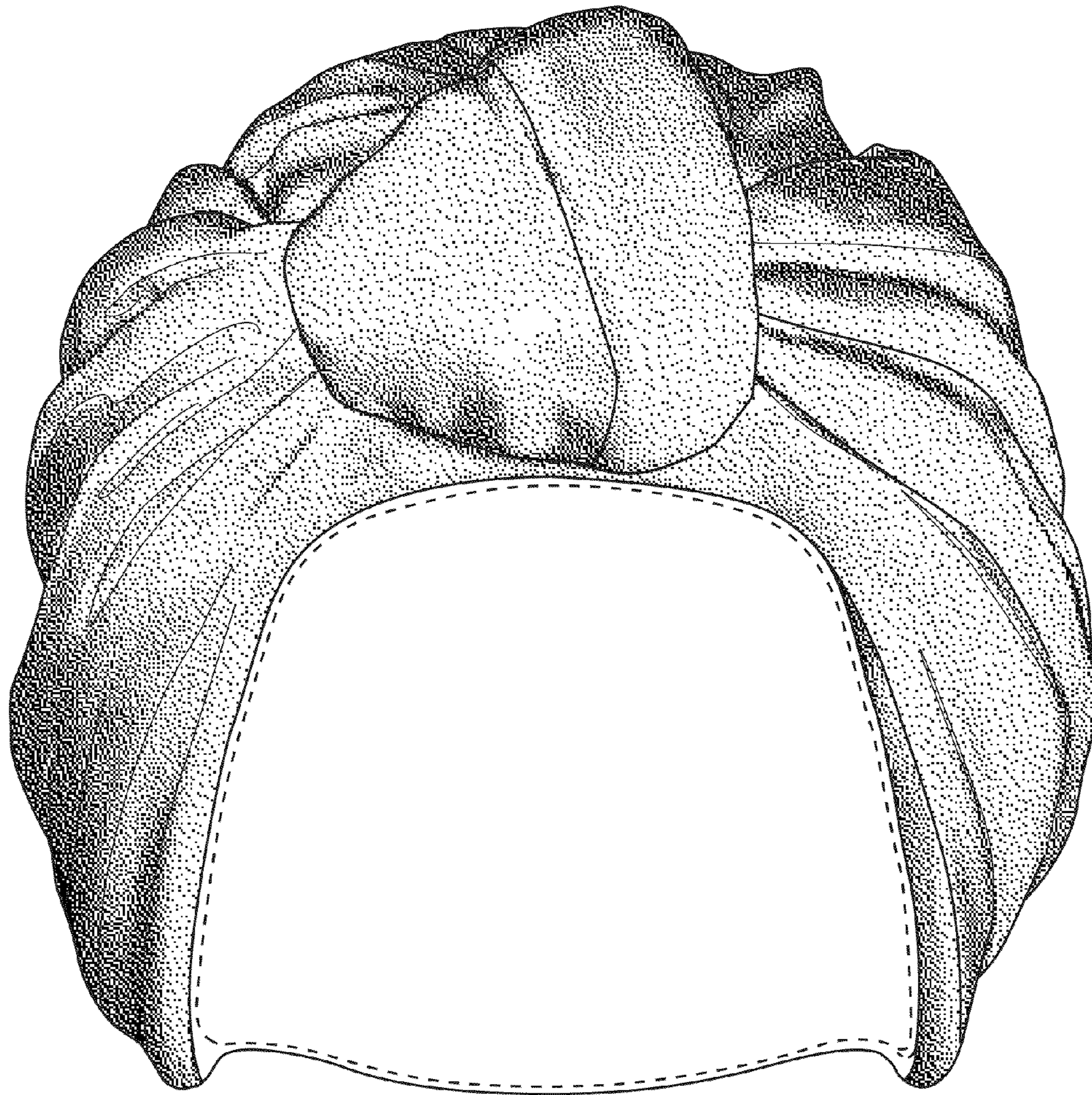


FIG. 3

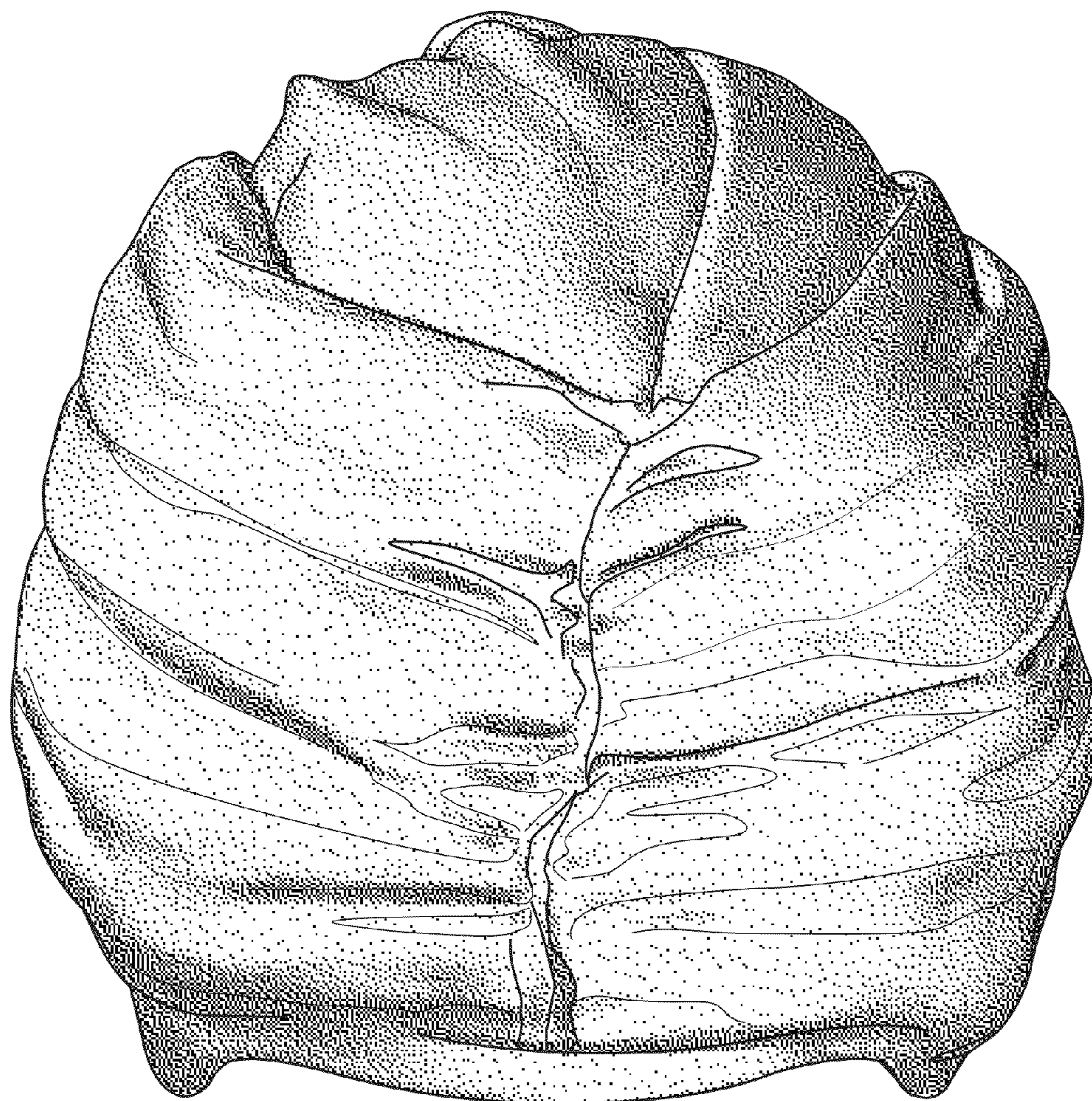


FIG. 4

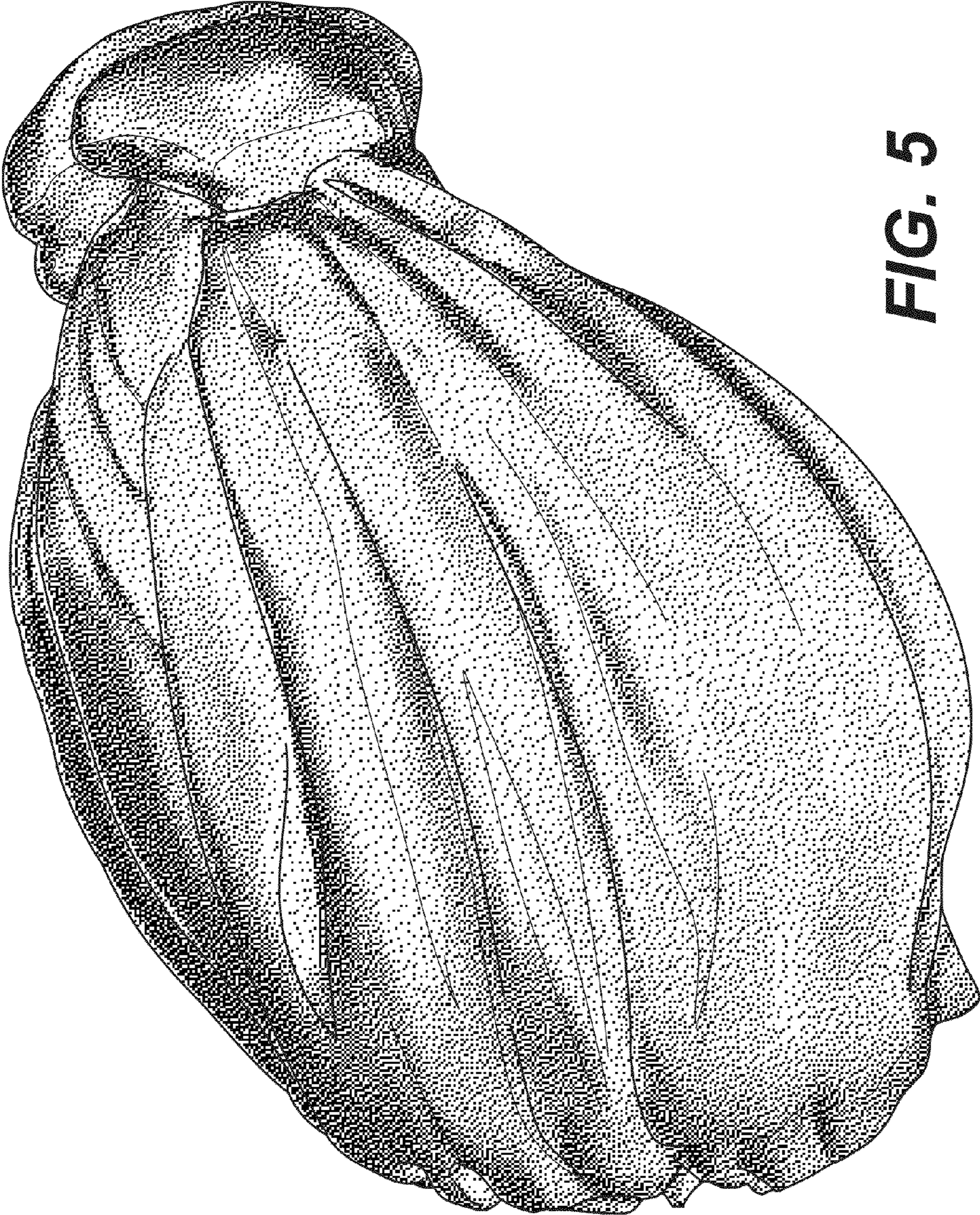


FIG. 5

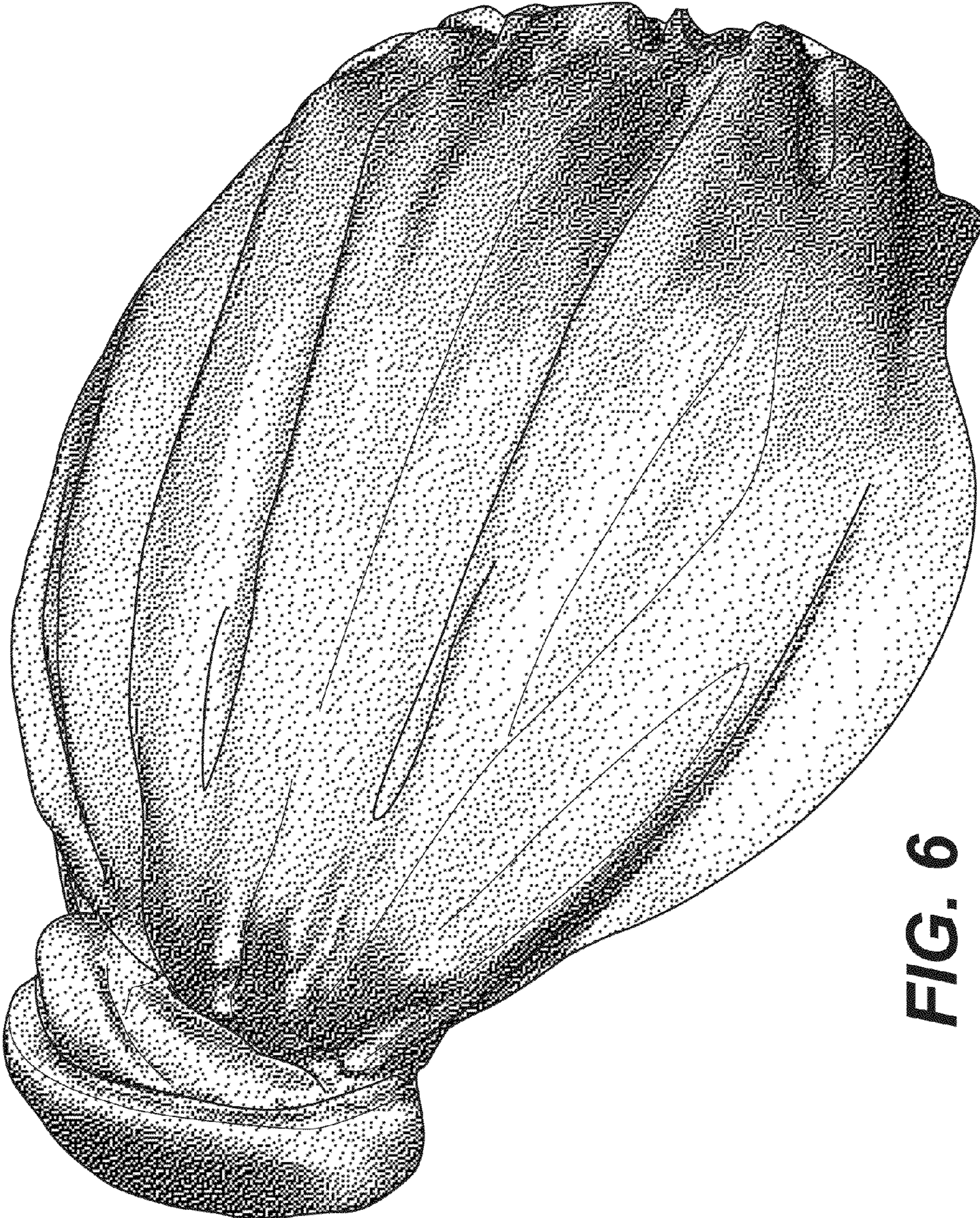


FIG. 6

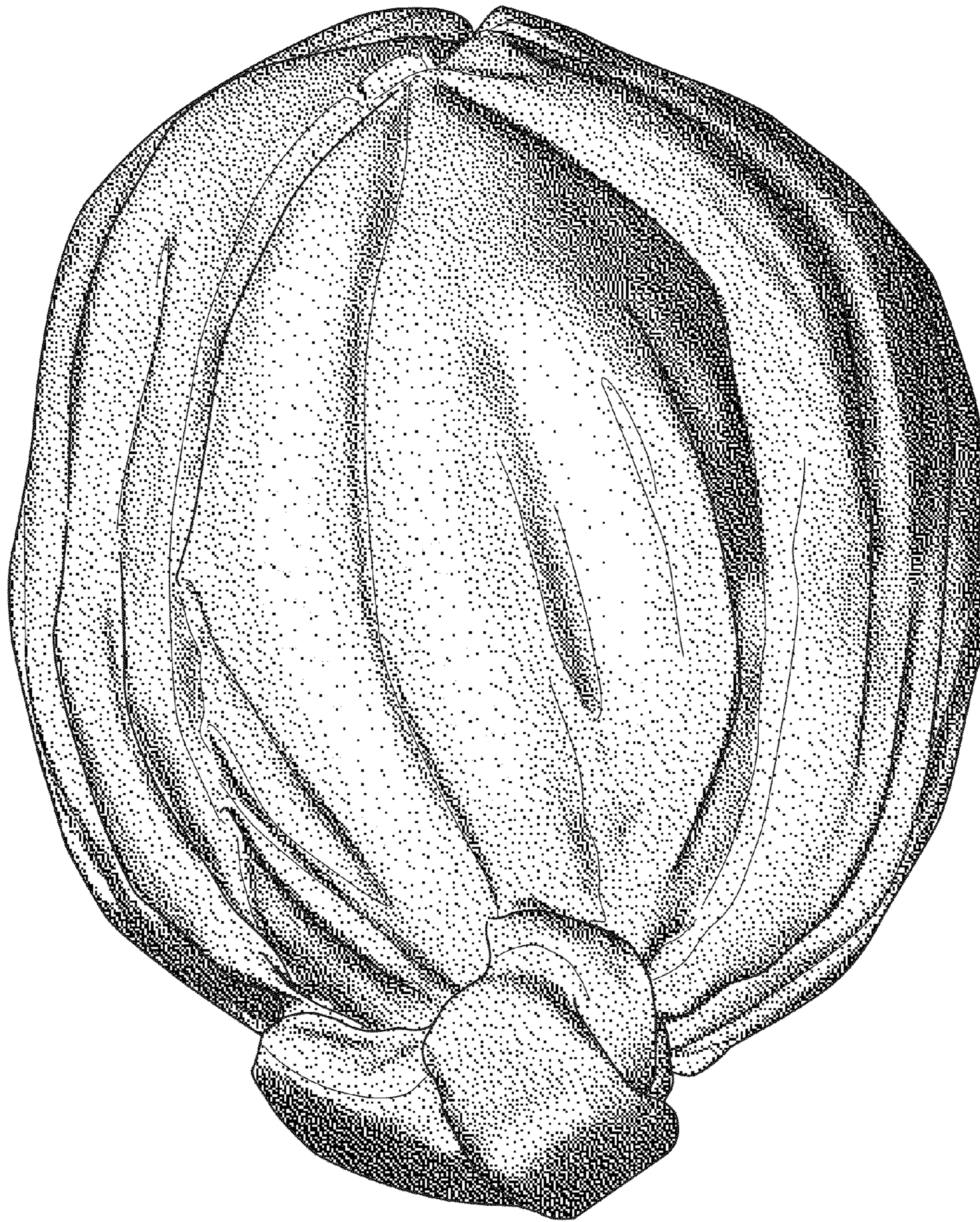


FIG. 7

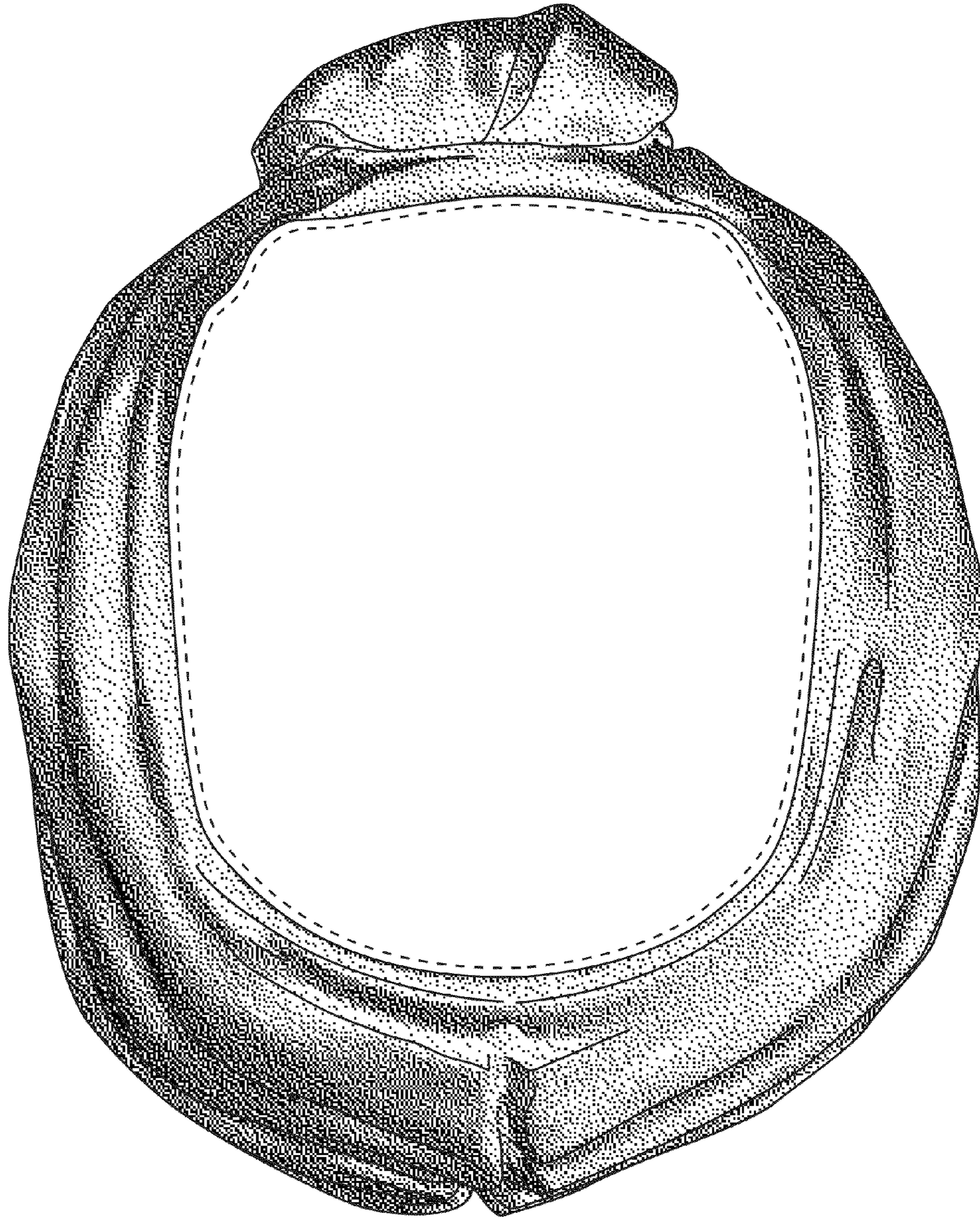


FIG. 8