



US00D756601S

(12) **United States Design Patent**  
**Georgiou, Jr. et al.**

(10) **Patent No.:** **US D756,601 S**

(45) **Date of Patent:** **\*\* May 24, 2016**

(54) **TROUSER WITH SKIN-SIMULATING ADORNMENTS**

(71) Applicants: **John George Georgiou, Jr.**, Hartsdale, NY (US); **Marc Leonard Satz**, Millsboro, DE (US)

(72) Inventors: **John George Georgiou, Jr.**, Hartsdale, NY (US); **Marc Leonard Satz**, Millsboro, DE (US)

(\*\*) Term: **15 Years**

(21) Appl. No.: **29/531,533**

(22) Filed: **Jun. 26, 2015**

**Related U.S. Application Data**

(62) Division of application No. 29/453,700, filed on May 1, 2013.

(51) **LOC (10) Cl.** ..... **02-02**

(52) **U.S. Cl.**  
USPC ..... **D2/742; D2/857**

(58) **Field of Classification Search**  
USPC ..... D2/857, 738, 742, 743, 744, 745, 746, D2/747, 748, 712, 731, 851, 713, 714, 715, D2/716; 2/247, 248, 244, DIG. 1  
CPC ..... A41D 1/00; A41D 1/06; A41D 1/14; A41D 1/088; A41D 1/086; A41D 1/084; A41D 1/082; A41D 17/02; A44D 27/20; A44D 27/204; A44D 27/205; A44D 27/207; A44D 27/208; A44D 27/28

See application file for complete search history.

(56) **References Cited**

U.S. PATENT DOCUMENTS

D558,954	S	*	1/2008	Lew	.....	D2/857
D561,981	S	*	2/2008	Naouri	.....	D2/857
D663,923	S	*	7/2012	Karik	.....	D2/742
2007/0245445	A1	*	10/2007	Kaye	.....	A41D 1/06 2/69
2010/0175168	A1	*	7/2010	Yari	.....	A41D 1/06 2/244

OTHER PUBLICATIONS

[Online] <http://www.togged.com/cms/images/care2.jpg>. Retrieved Oct. 14, 2015.\*

\* cited by examiner

*Primary Examiner* — Garth Rademaker

*Assistant Examiner* — Melanie Pellegrini

(74) *Attorney, Agent, or Firm* — Quickpatents, LLC; Kevin Prince

(57) **CLAIM**


We claim the ornamental design for a trouser with skin simulating adornments, as shown and described.

**DESCRIPTION**

FIG. 1 is a perspective view of a trouser with skin simulating adornments showing our new design; FIG. 2 is a front elevational view thereof; FIG. 3 is a rear elevational view thereof; FIG. 4 is a right-side elevational view thereof, the left-side elevational view being a mirror image thereof; FIG. 5 is a top plan view thereof; and, FIG. 6 is a bottom plan view thereof.

The broken line forming a rectangular area around the perimeter of the design denotes a boundary of the design. The remaining portion of the lower garment shown in broken outline forms no part of the claimed design. The remaining broken lines on the design represent stitching, and are part of the claimed design.

**1 Claim, 3 Drawing Sheets**






FIG. 1




FIG. 2




FIG. 3

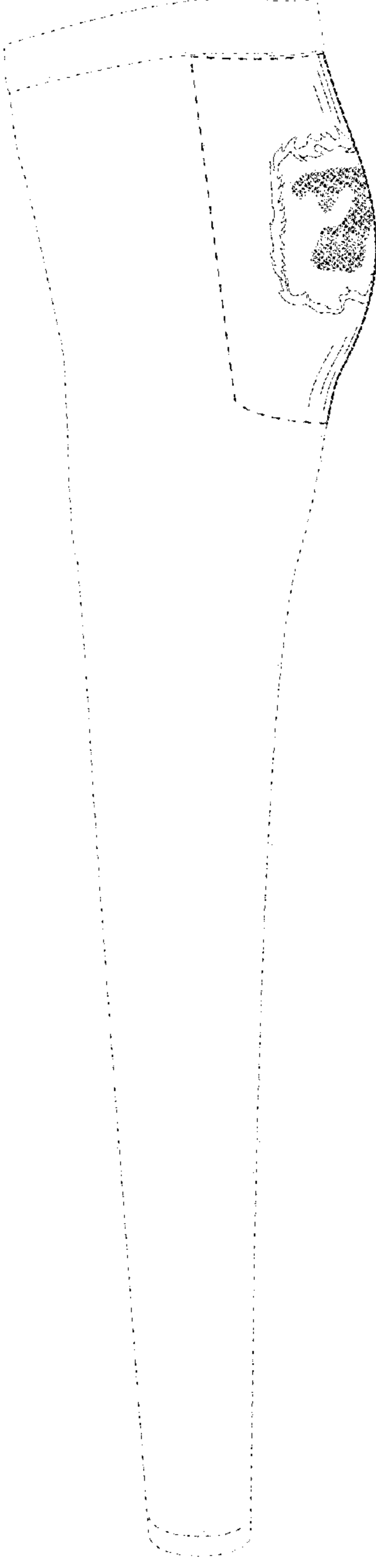


FIG. 4

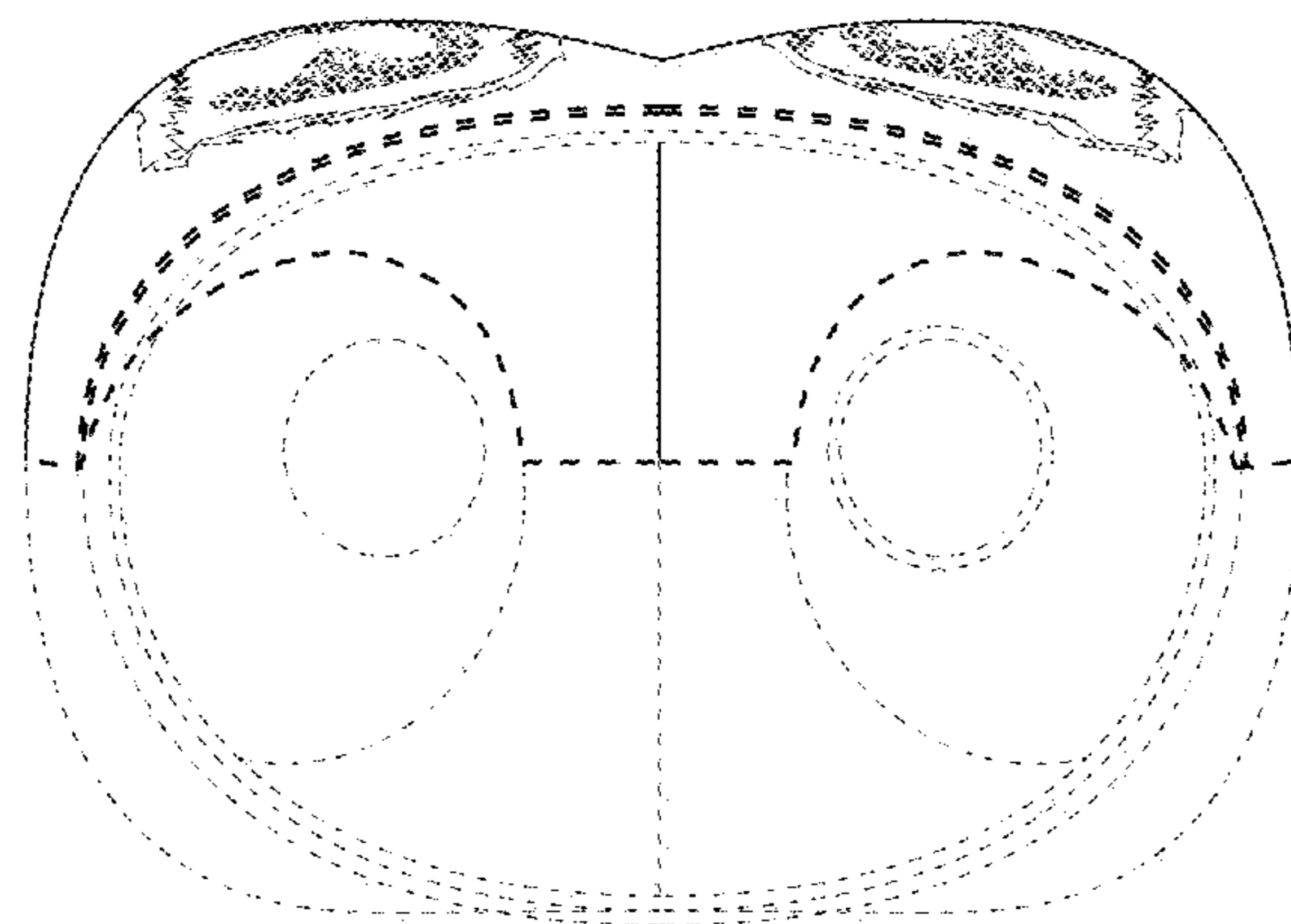


FIG. 5

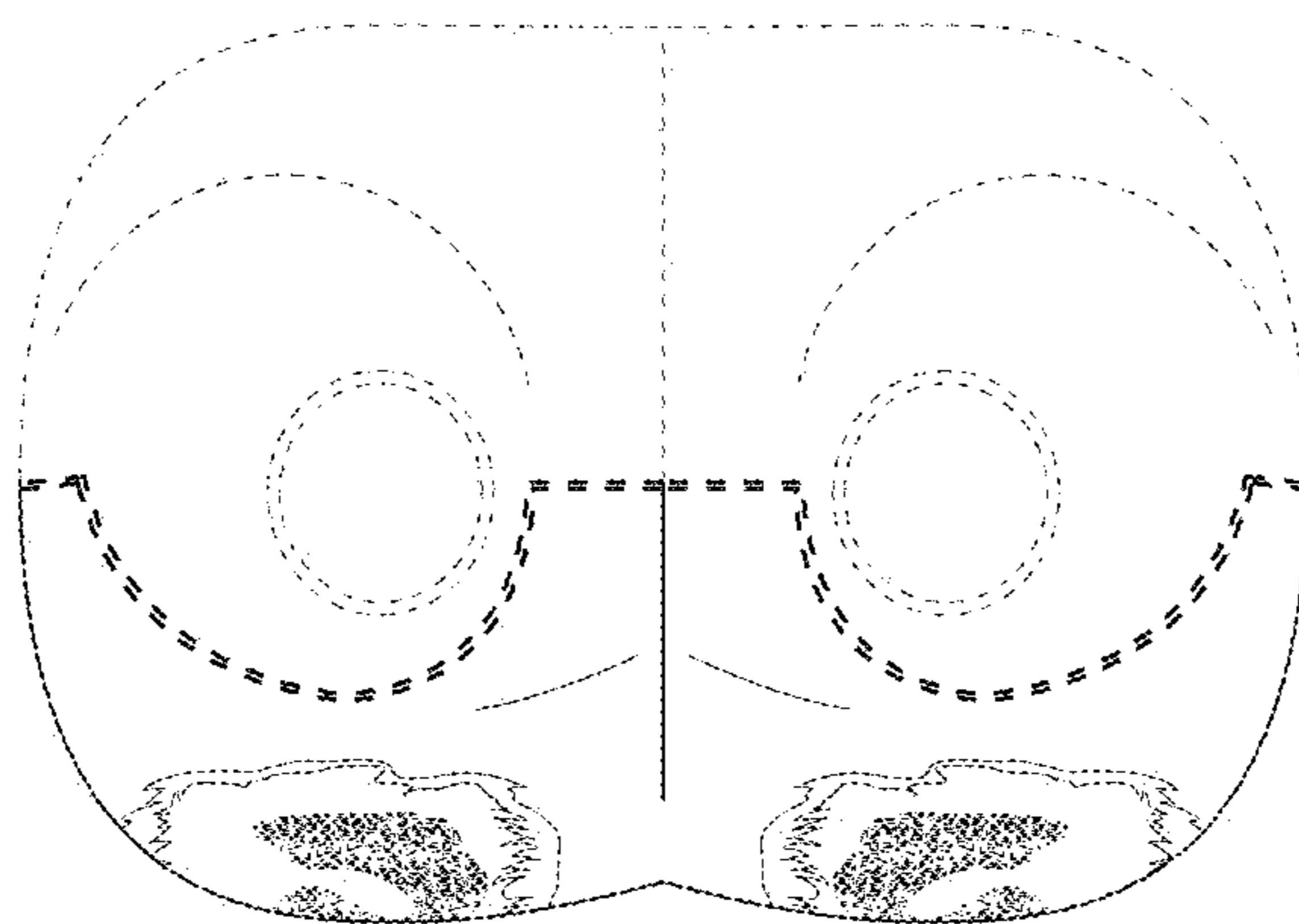


FIG. 6