



US00D756599S

(12) **United States Design Patent**
Georgiou, Jr. et al.

(10) **Patent No.:** **US D756,599 S**
(45) **Date of Patent:** **** May 24, 2016**

(54) **TROUSER WITH SKIN SIMULATION
ADORNMENTS**

(71) Applicants: **John George Georgiou, Jr.**, Hartsdale,
NY (US); **Marc Leonard Satz**,
Millsboro, DE (US)

(72) Inventors: **John George Georgiou, Jr.**, Hartsdale,
NY (US); **Marc Leonard Satz**,
Millsboro, DE (US)

(**) Term: **14 Years**

(21) Appl. No.: **29/453,700**

(22) Filed: **May 1, 2013**

(51) **LOC (10) Cl.** **02-02**

(52) **U.S. Cl.**
USPC **D2/742; D2/857**

(58) **Field of Classification Search**
USPC D2/857, 738, 742, 743, 744, 745, 746,
D2/747, 748, 712, 731, 851, 713, 714, 715,
D2/716; 2/247, 248, 244, DIG. 1
CPC A41D 1/00; A41D 1/06; A41D 1/14;
A41D 1/088; A41D 1/086; A41D 1/084;
A41D 1/082; A41D 27/20; A41D 27/204;
A41D 27/205; A41D 27/207; A41D 27/208;
A41D 27/28; A41D 17/02
See application file for complete search history.

(56) **References Cited**

U.S. PATENT DOCUMENTS

D364,725 S	12/1995	Farnsworth	
D381,189 S	7/1997	Geliebter	
D381,789 S	8/1997	Katz	
D389,289 S	1/1998	Law	
D418,966 S	1/2000	Walsh	
6,038,698 A *	3/2000	Lawler	2/69
D504,754 S	5/2005	Rocha	
D543,008 S	5/2007	Berry	
D558,954 S *	1/2008	Lew	D2/857
D561,981 S *	2/2008	Naouri et al.	D2/857
D598,179 S	8/2009	Zales	
D619,331 S	7/2010	Escor	

D626,723 S	11/2010	Cohen	
D649,747 S	12/2011	White	
D663,923 S *	7/2012	Karik et al.	D2/742
D664,328 S	7/2012	White	
D703,924 S *	5/2014	Chionna	D2/857
2010/0175168 A1 *	7/2010	Yari	2/244

* cited by examiner

Primary Examiner — Garth Rademaker

Assistant Examiner — Melanie Pellegrini

(74) *Attorney, Agent, or Firm* — QuickPatents, LLC; Kevin Prince

(57) **CLAIM**


We claim the ornamental design for a trouser with skin simulating adornments, as shown and described.

DESCRIPTION

FIG. 1 is a rear perspective view of a trouser with skin simulating adornments, showing our new design; FIG. 2 is a front elevational view of FIG. 1; FIG. 3 is a rear elevational view of FIG. 1; FIG. 4 is a left-side elevational view of FIG. 1, the right-side elevational view being a mirror image thereof; FIG. 5 is a top plan view of FIG. 1; FIG. 6 is a bottom plan view of FIG. 1; FIG. 7 is a rear perspective view of a second non-pocketed embodiment thereof; FIG. 8 is a front elevational view of FIG. 7; FIG. 9 is a rear elevational view of FIG. 7; FIG. 10 is a left-side elevational view of FIG. 7, the right-side elevational view being a mirror image thereof; FIG. 11 is a top plan view of FIG. 7; and, FIG. 12 is a bottom plan view of FIG. 7.

The broken lines showing the outline of a trouser represent portions of the trouser with skin simulating adornments which form no part of the claimed design. The broken lines forming a rectangle around the perimeter of the design denotes the boundary of the claim. The broken lines shown on the pockets represent stitching and form a part of the claimed design.

1 Claim, 3 Drawing Sheets



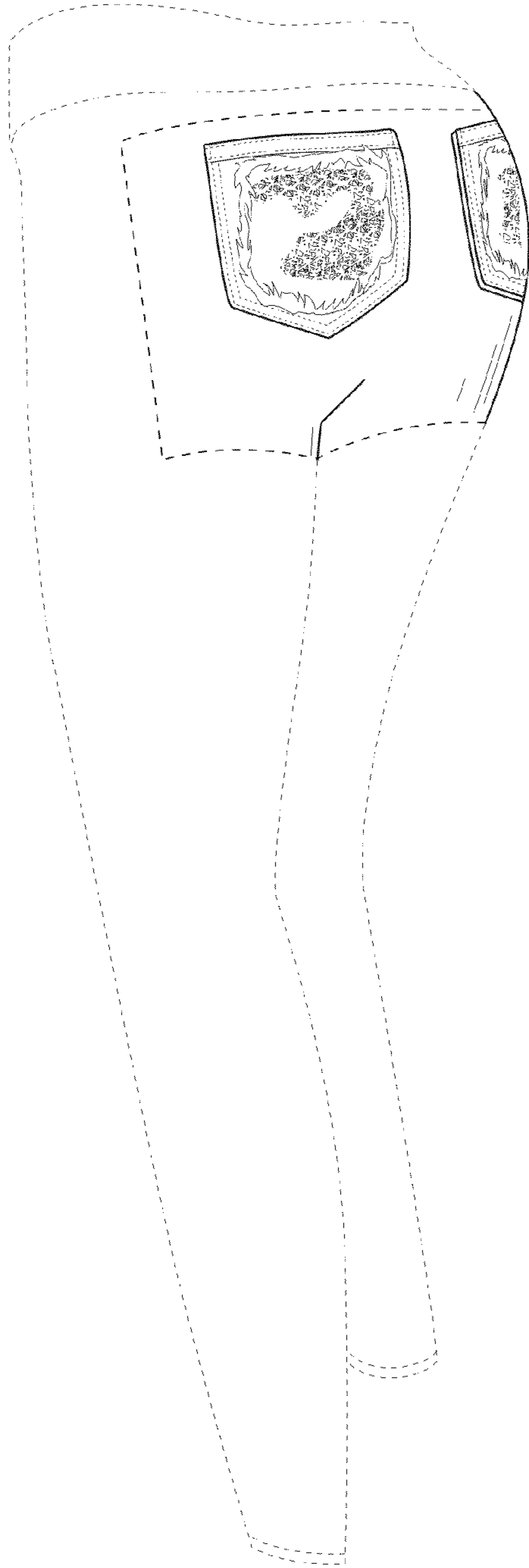


FIG. 1

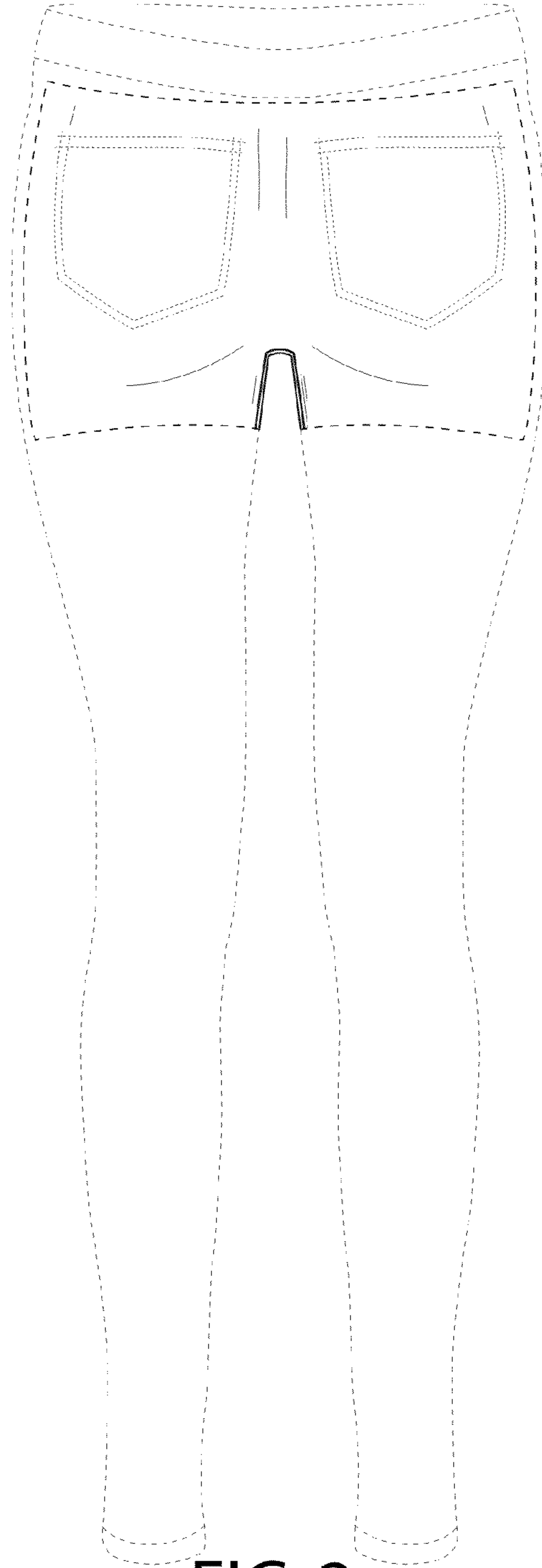


FIG. 2

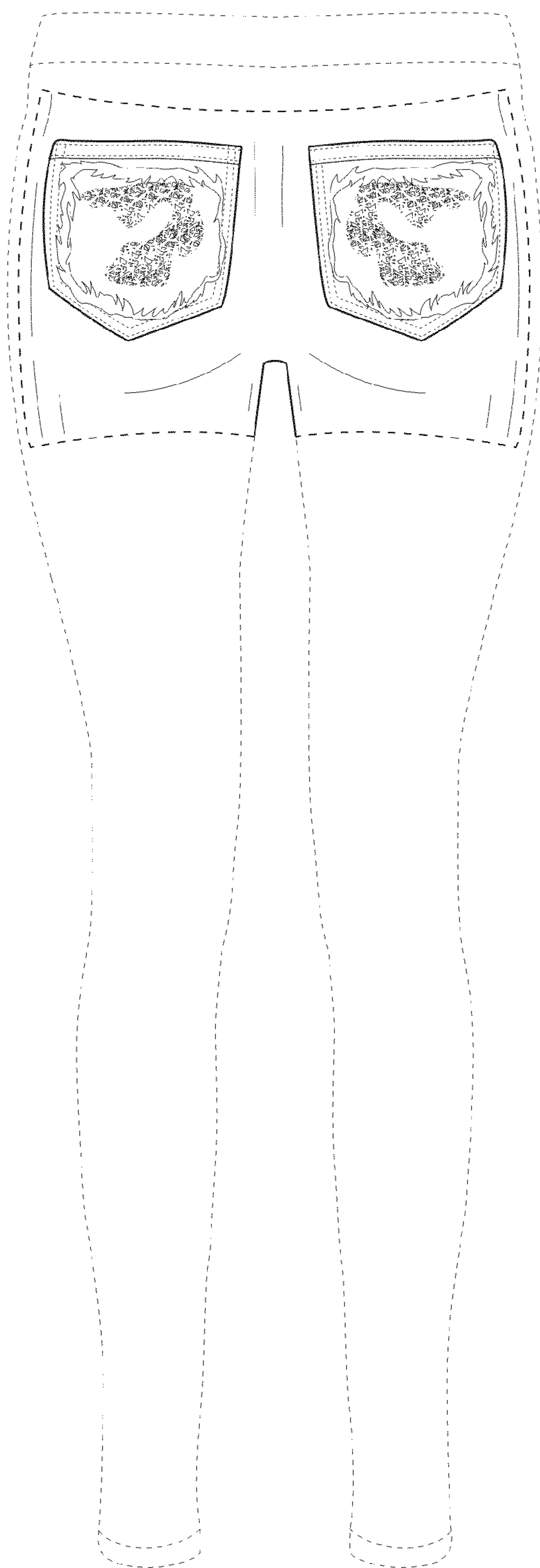


FIG. 3

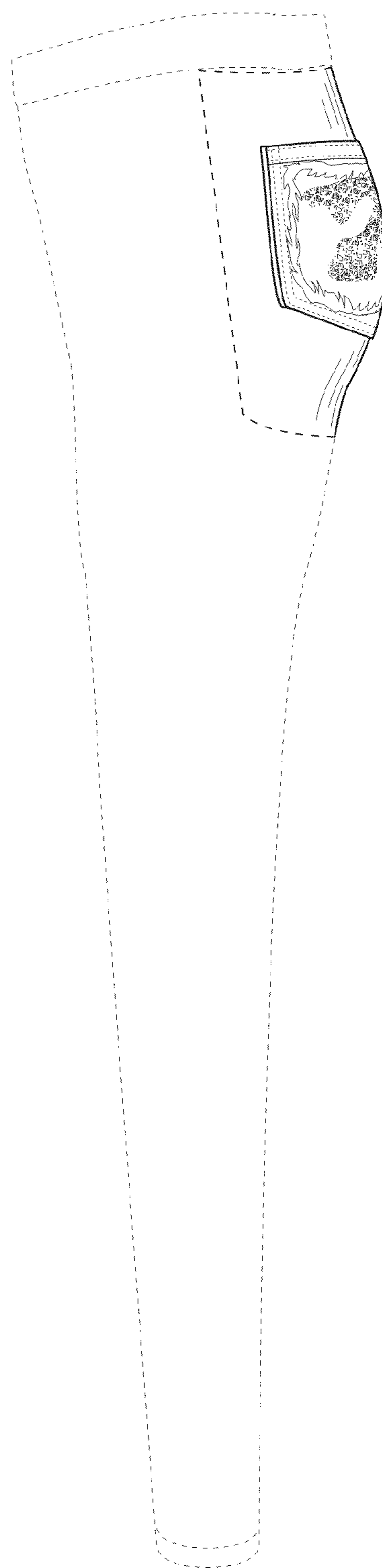


FIG. 4

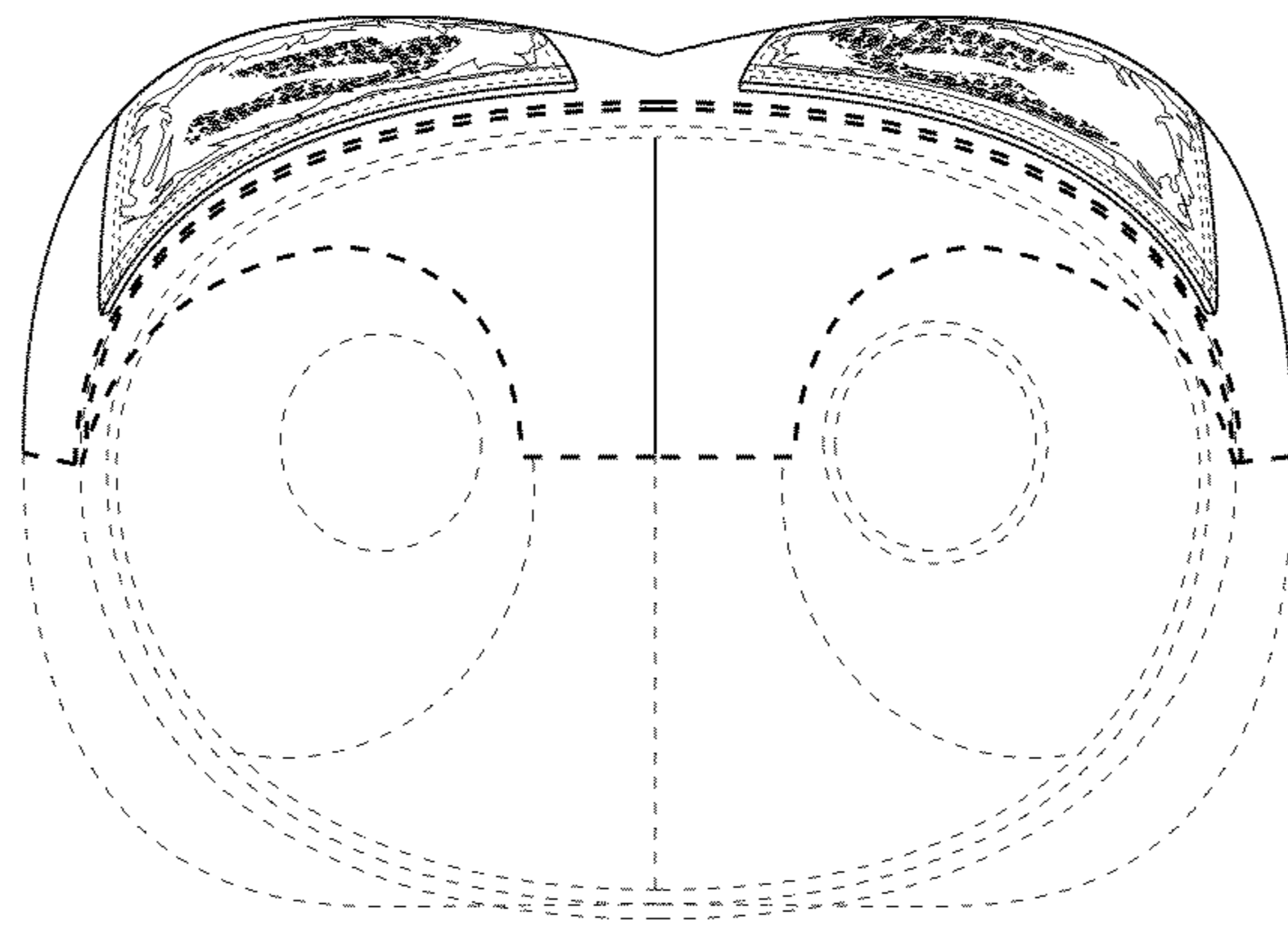


FIG. 5

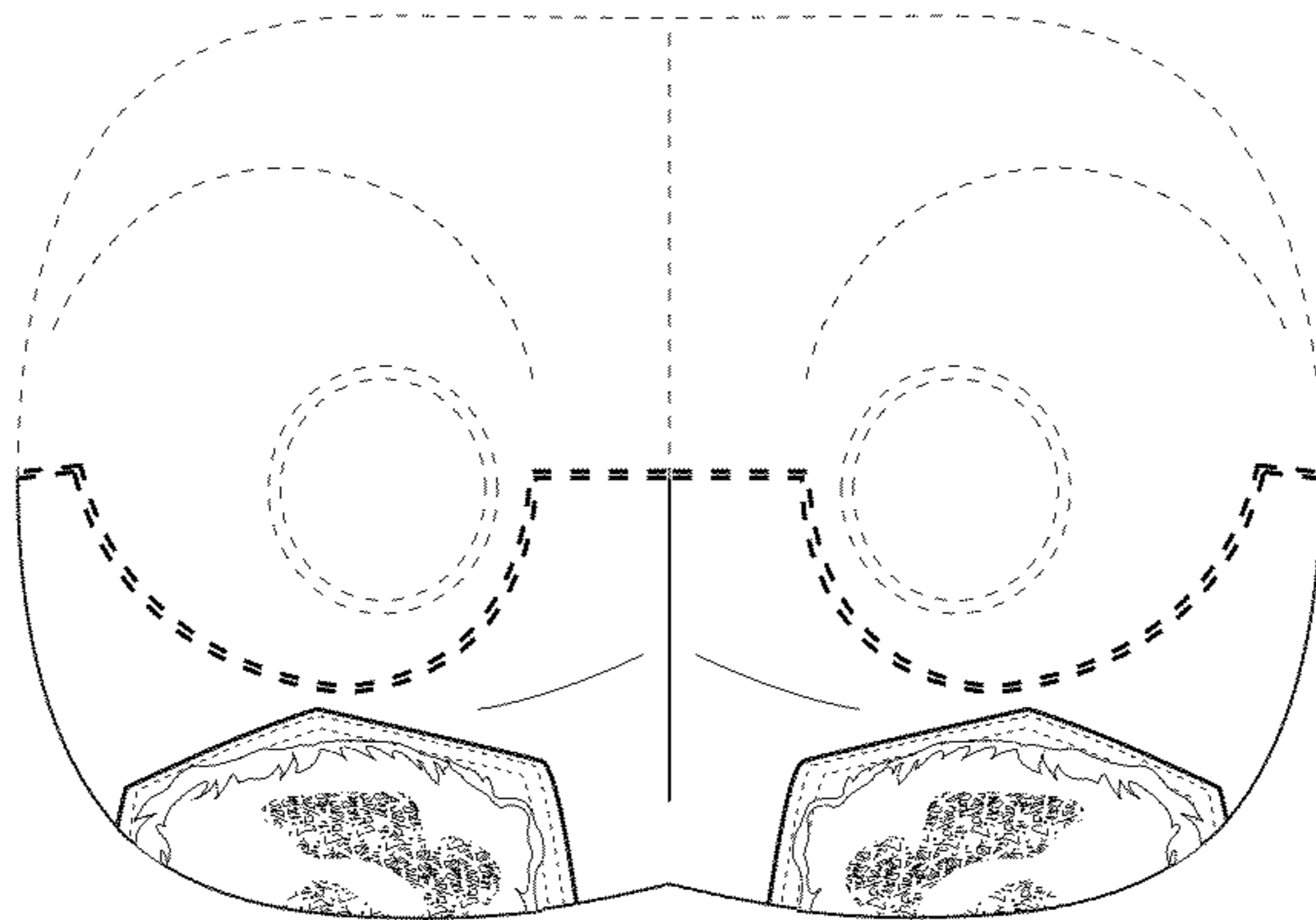


FIG. 6