

US00D756588S

(12) **United States Design Patent**
Angel

(10) **Patent No.:** **US D756,588 S**

(45) **Date of Patent:** **** May 17, 2016**

- (54) **ELECTRIC TONGUE JACK** 3,863,894 A * 2/1975 Mansi B60S 9/02
254/420
- (71) Applicant: **Bruce Andrew Angel**, Stokesdale, NC 4,597,584 A * 7/1986 Hanser B60S 9/12
(US) 180/41
- (72) Inventor: **Bruce Andrew Angel**, Stokesdale, NC D298,676 S * 11/1988 Chambers D12/106
(US) D327,764 S * 7/1992 Davis D34/31
D327,969 S * 7/1992 Budrow D34/31
D348,966 S * 7/1994 Guyton D34/28
D349,800 S * 8/1994 Chambers D12/106
D357,786 S * 4/1995 Nichols D34/31
(73) Assignee: **Camco Manufacturing**, Greensboro, D653,834 S * 2/2012 Ahrenholtz D34/31
NC (US) D680,914 S * 4/2013 Greenblatt D12/115

(**) Term: **14 Years**

* cited by examiner

(21) Appl. No.: **29/474,948**

Primary Examiner — Cynthia Ramirez

(22) Filed: **Mar. 27, 2015**

(51) **LOC (10) Cl.** **12-05**

(57) **CLAIM**

(52) **U.S. Cl.**
USPC **D34/31**

The ornamental design for a electric tongue jack, as shown and described.

(58) **Field of Classification Search**
USPC D34/28, 31; 254/89 R, 93 H, 134, 45,
254/418; 414/559, 534; D12/106
CPC B60S 9/22; B60S 9/06; B60S 9/02;
B60S 9/12; B62F 3/0625; B62F 3/0612;
B62F 3/0618; B62F 3/24; B62F 3/12; B62F
3/25; B62F 3/30; B62F 3/005; B66F 5/04
See application file for complete search history.

DESCRIPTION

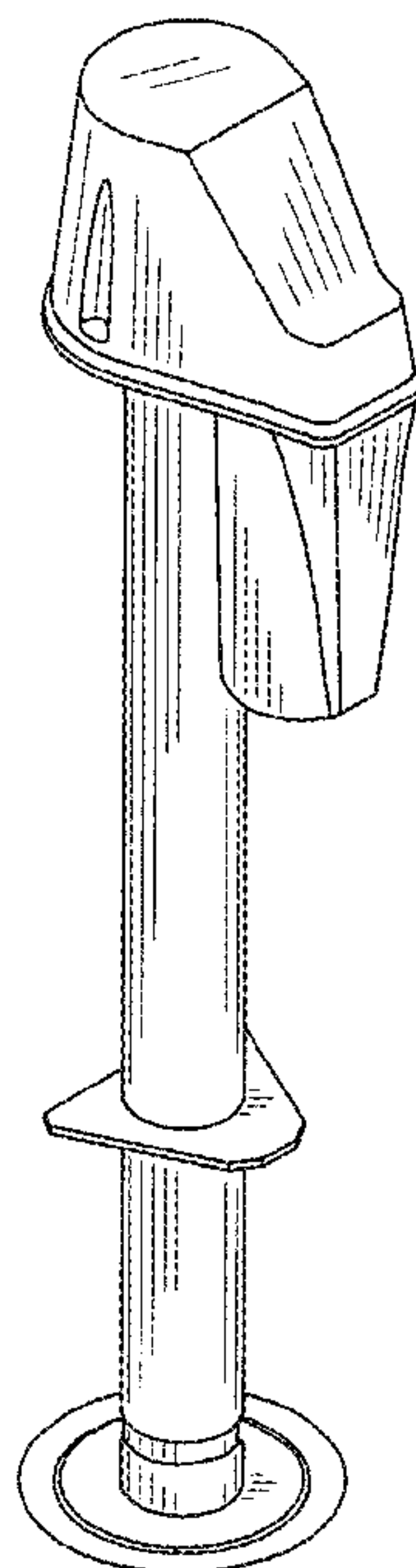
FIG. 1 is a Front, Top, Left perspective view of an electric tongue jack, showing our new design;
FIG. 2 is a Front Elevational view thereof;
FIG. 3 is a Rear Elevational view thereof;
FIG. 4 is a Left Side Elevational view, the Right Side being a mirror image thereof;
FIG. 5 is a Top plan view thereof,
FIG. 6 is a Bottom plan view thereof; and,
FIG. 7 is a Rear, Bottom, Left perspective view of an electric tongue jack, according to the invention.

(56) **References Cited**

U.S. PATENT DOCUMENTS

- 3,093,362 A * 6/1963 Schaefer B60S 9/22
188/5
- 3,592,443 A * 7/1971 Budrow B60S 9/06
254/420

1 Claim, 6 Drawing Sheets



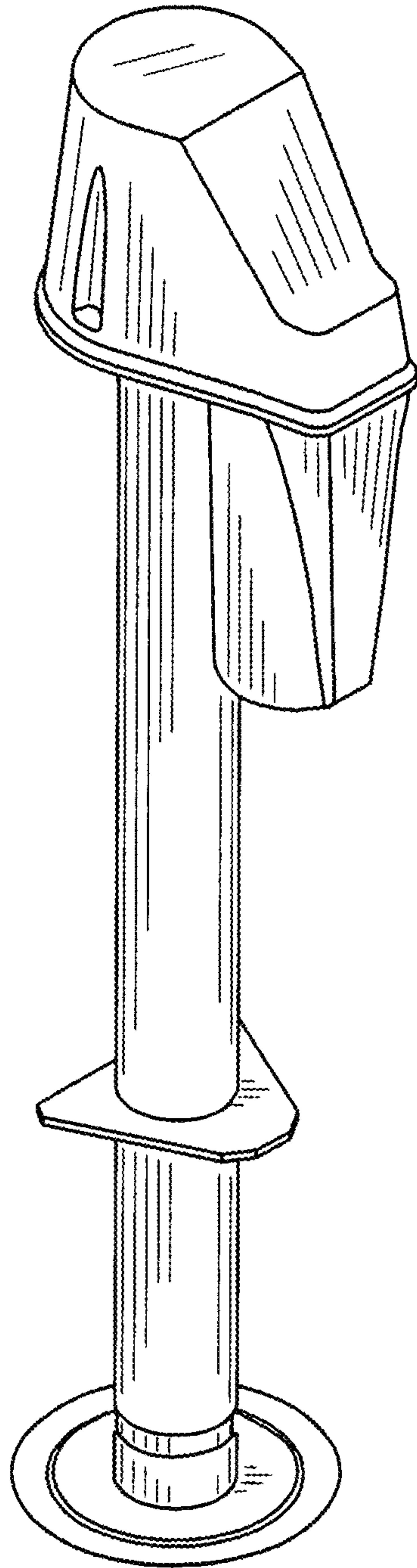


Fig. 1

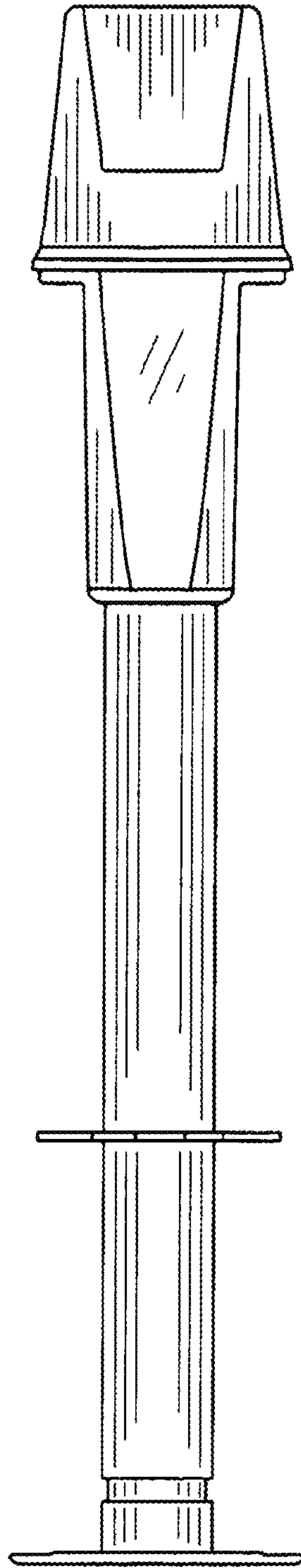


Fig. 2

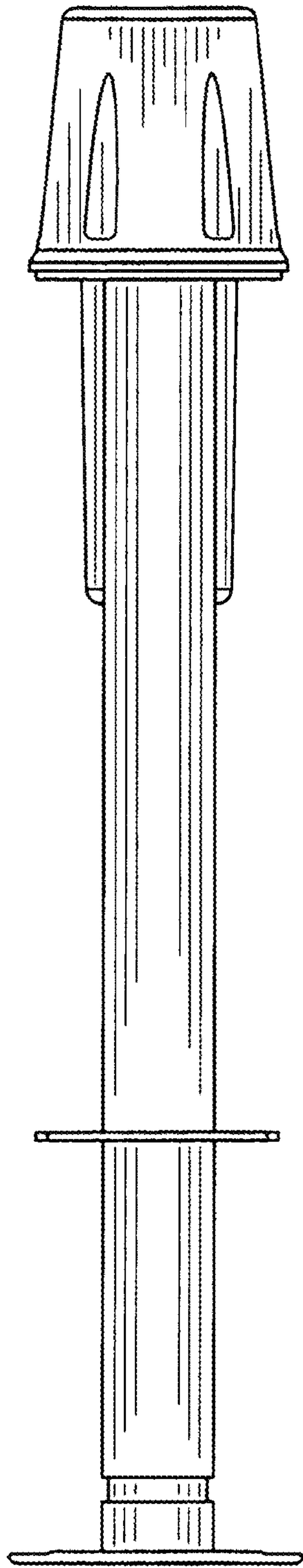


Fig. 3

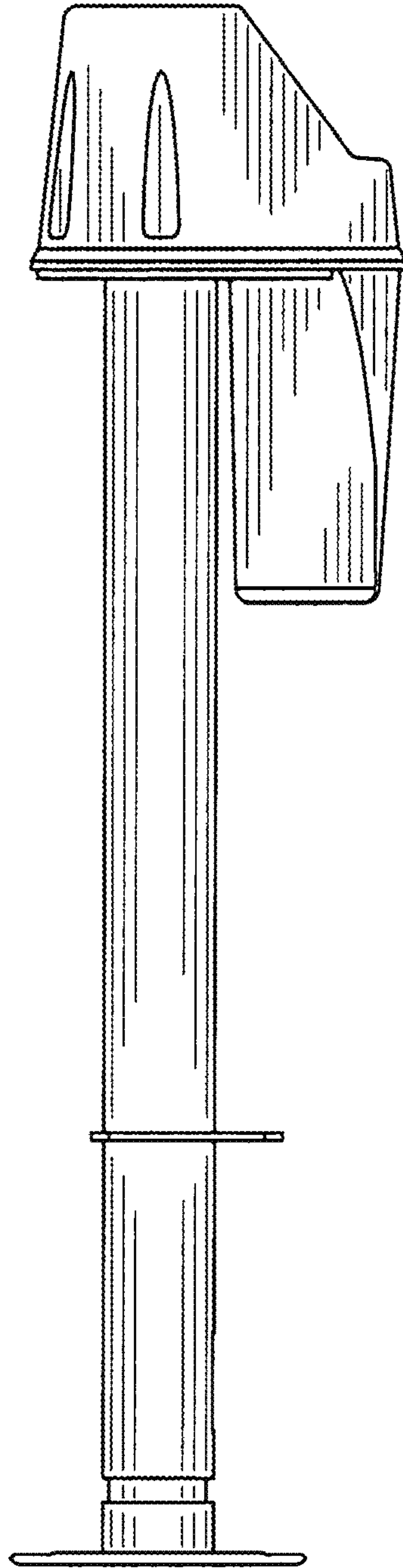


Fig. 4

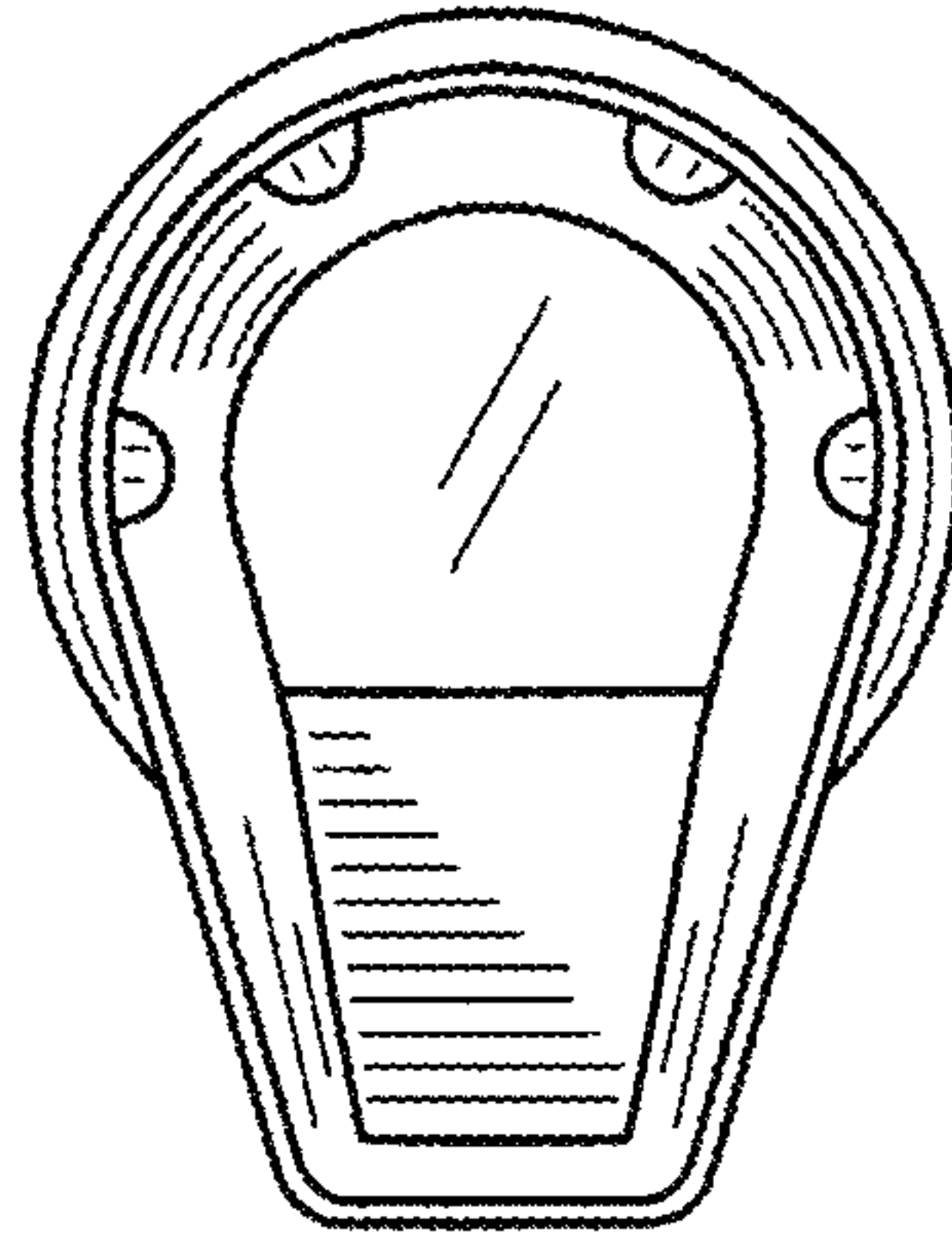


Fig. 5

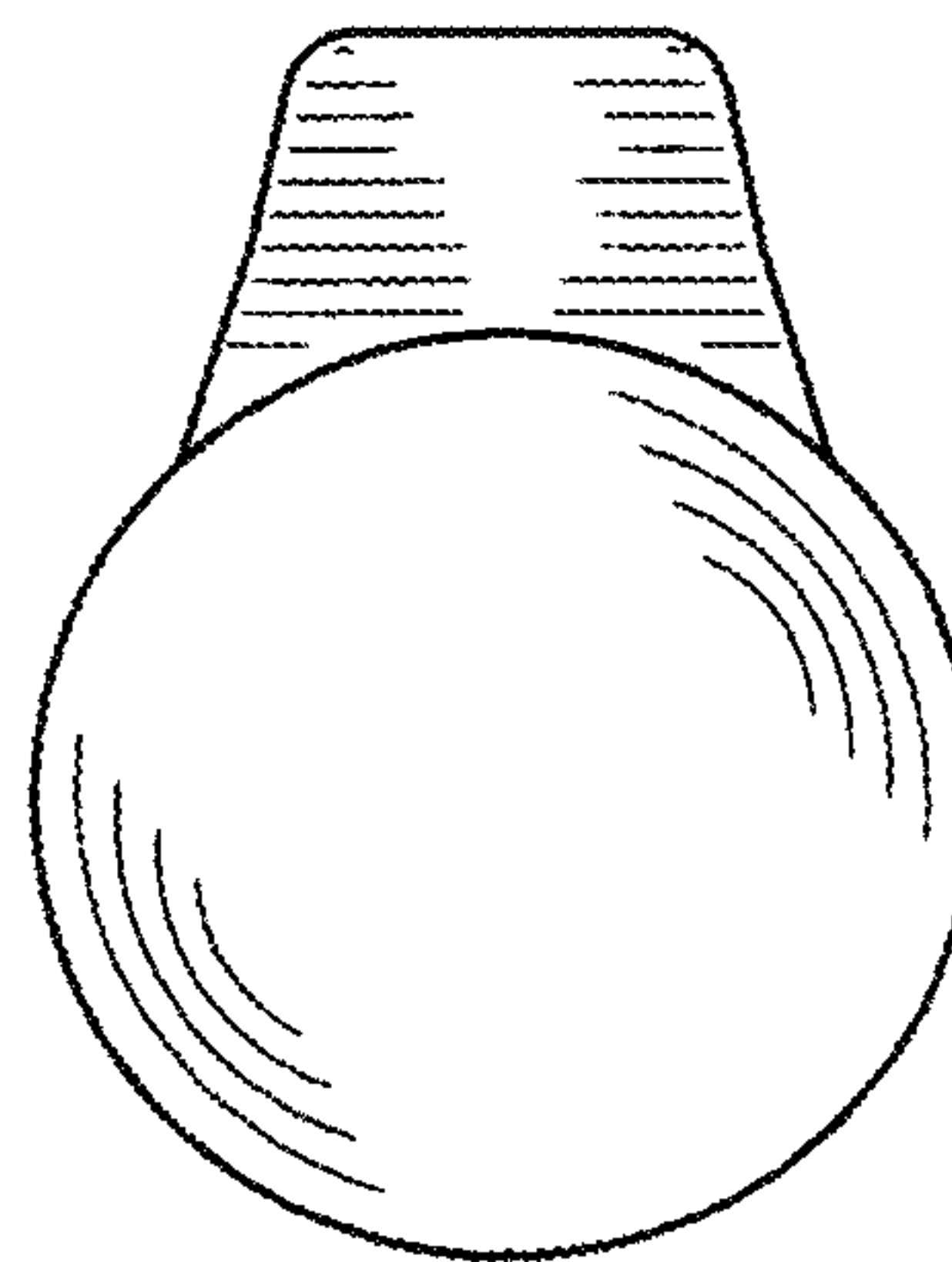


Fig. 6

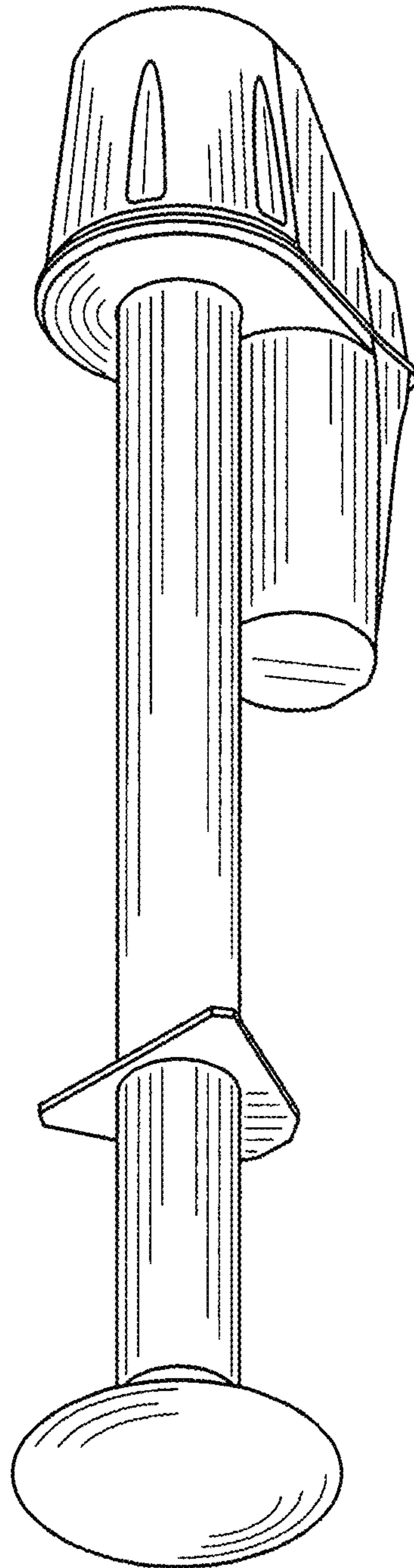


Fig. 7