

US00D756563S

(12) **United States Design Patent**
Joyce, III et al.

(10) **Patent No.:** **US D756,563 S**
(45) **Date of Patent:** **** May 17, 2016**

(54) **SMOKING ACCESSORY CASE**

(71) Applicant: **Black Rock Originals, LLC**, Denver, CO (US)

(72) Inventors: **Thomas Patrick Joyce, III**, Denver, CO (US); **Nicholas Alexander Levich**, Denver, CO (US)

(73) Assignee: **Black Rock Originals LLC**, Denver, CO (US)

(**) Term: **14 Years**

(21) Appl. No.: **29/520,423**

(22) Filed: **Mar. 13, 2015**

(51) **LOC (10) Cl.** **27-06**

(52) **U.S. Cl.**
USPC **D27/189**

(58) **Field of Classification Search**
USPC D3/20, 206, 252; D13/107, 118, 119, D13/184; D19/23, 115; D27/100, 101, 162, D27/170, 175, 183, 186, 187, 189, 193, D27/194; D14/203.4
CPC A24F 47/008; A24F 47/002; A24F 15/18; A24F 13/02; A24F 13/06; A24F 15/00; A24F 7/04
See application file for complete search history.

(56) **References Cited**

U.S. PATENT DOCUMENTS

D373,993 S *	9/1996	Kettula	D13/107
D433,532 S *	11/2000	Higgins	D27/186
D480,174 S *	9/2003	Draghetti	D27/189
D485,939 S *	1/2004	Draghetti	D27/189
D528,295 S *	9/2006	Harvey	D3/252

(Continued)

Primary Examiner — Robert M Spear

Assistant Examiner — Marissa J Cash

(74) *Attorney, Agent, or Firm* — Marsh Fischmann & Breyfogle LLP

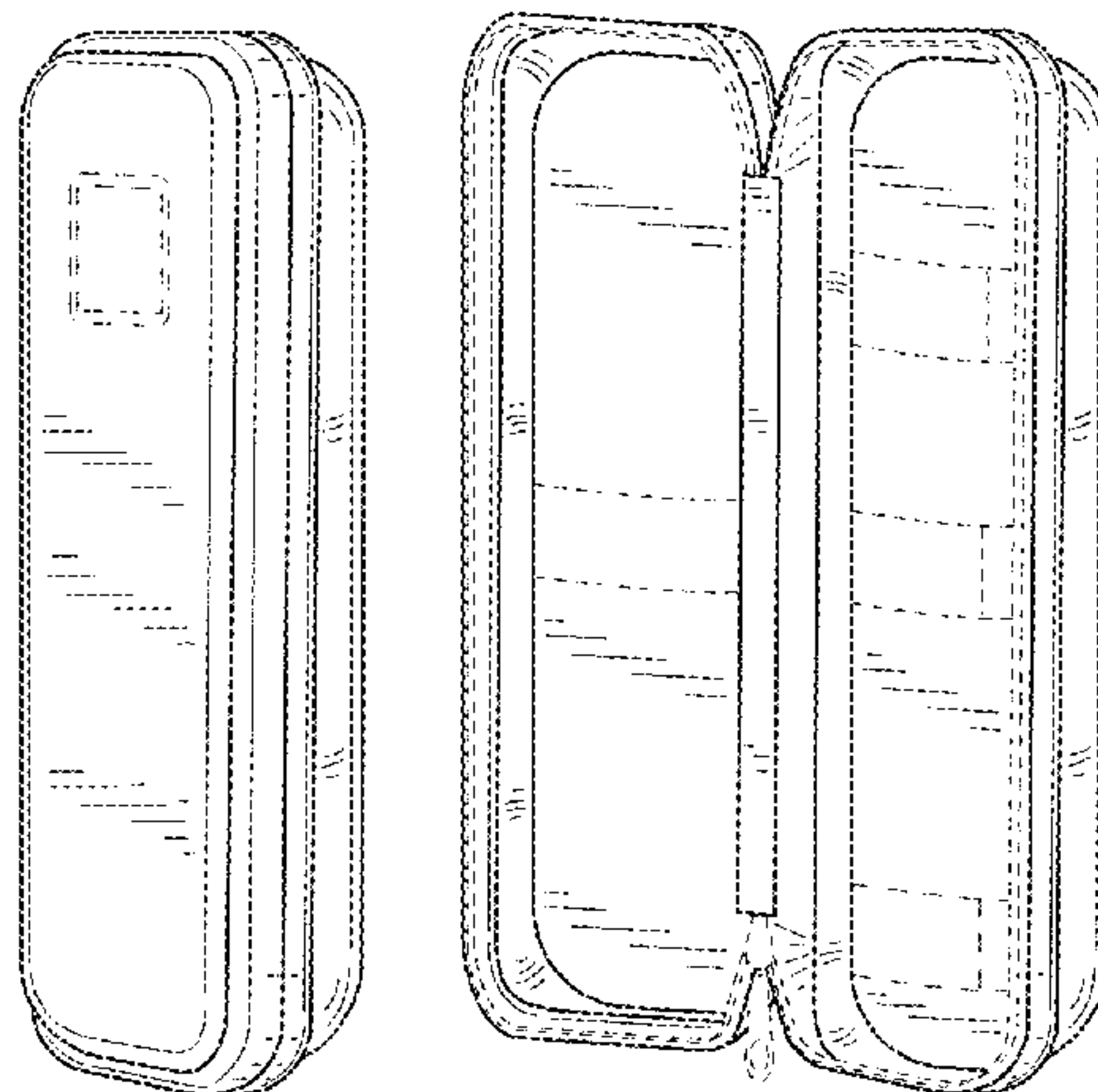
(57) **CLAIM**

The ornamental design for a smoking accessory case, as shown and described.

DESCRIPTION

FIG. 1 is a front perspective view of a smoking accessory case in a closed configuration;
 FIG. 2 is a front view of the smoking accessory case of FIG. 1 in a closed configuration;
 FIG. 3 is a back view of the smoking accessory case of FIG. 1 in a closed configuration;
 FIG. 4 is a right side view of the smoking accessory case of FIG. 1 in a closed configuration;
 FIG. 5 is a left side view of the smoking accessory case of FIG. 1 in a closed configuration;
 FIG. 6 is a top view of the smoking accessory case of FIG. 1 in a closed configuration;
 FIG. 7 is a bottom view of the smoking accessory case of FIG. 1 in a closed configuration;
 FIG. 8 is a front perspective view of a smoking accessory case in an open configuration;
 FIG. 9 is a front view of the smoking accessory case of FIG. 1 in an open configuration;
 FIG. 10 is a back view of the smoking accessory case of FIG. 1 in an open configuration;
 FIG. 11 is a right side view of the smoking accessory case of FIG. 1 in an open configuration;
 FIG. 12 is a left side view of the smoking accessory case of FIG. 1 in an open configuration;
 FIG. 13 is a top view of the smoking accessory case of FIG. 1 in an open configuration;
 FIG. 14 is a bottom view of the smoking accessory case of FIG. 1 in an open configuration; and,
 FIG. 15 is a front view of the smoking accessory case of FIG. 1 in an open configuration.
 In the drawings, the claimed design is defined by the shaded surfaces; broken lines immediately adjacent shaded surfaces represent boundaries of the claim and form no part thereof; all other broken lines depict unclaimed environmental subject matter and form no part of the claim.

1 Claim, 11 Drawing Sheets



(56)

References Cited

U.S. PATENT DOCUMENTS

D688,418 S * 8/2013 Liu D13/108
D692,615 S * 10/2013 Verleur D27/186
D700,994 S * 3/2014 Alarcon D27/189
D723,734 S * 3/2015 Liu D27/189

D723,736 S * 3/2015 Liu D27/189
D723,737 S * 3/2015 Liu D27/189
D737,506 S * 8/2015 Liu D27/189
2015/0114410 A1* 4/2015 Doster A24F 47/008
131/329

* cited by examiner

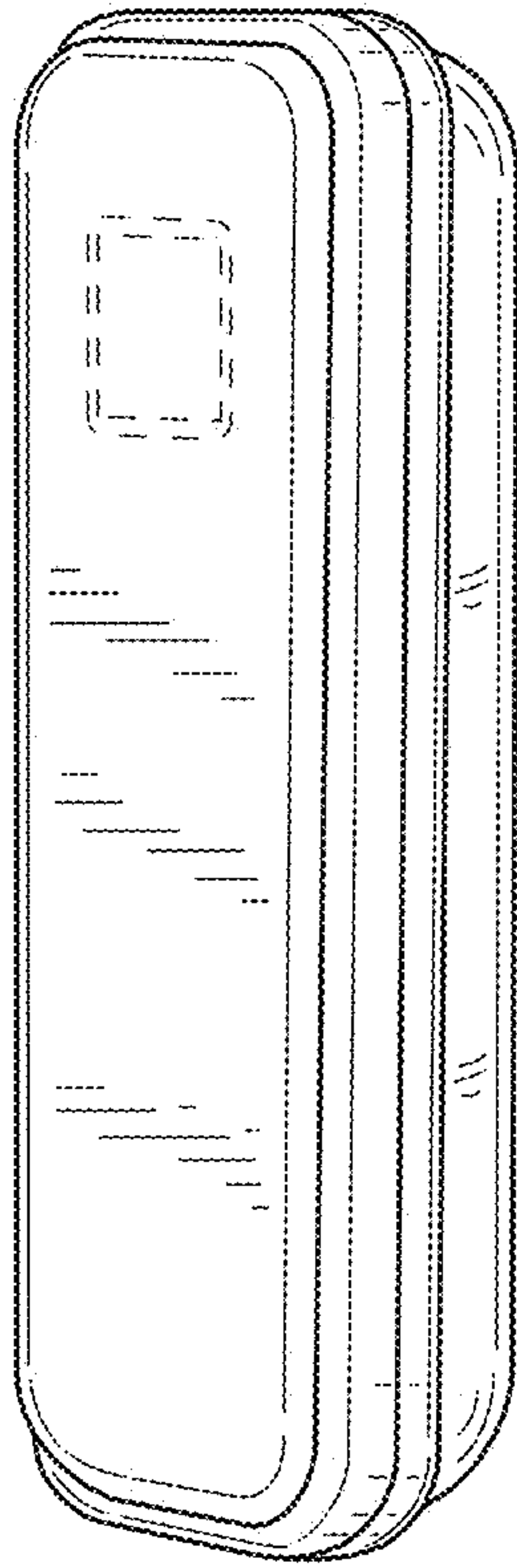


FIG.1

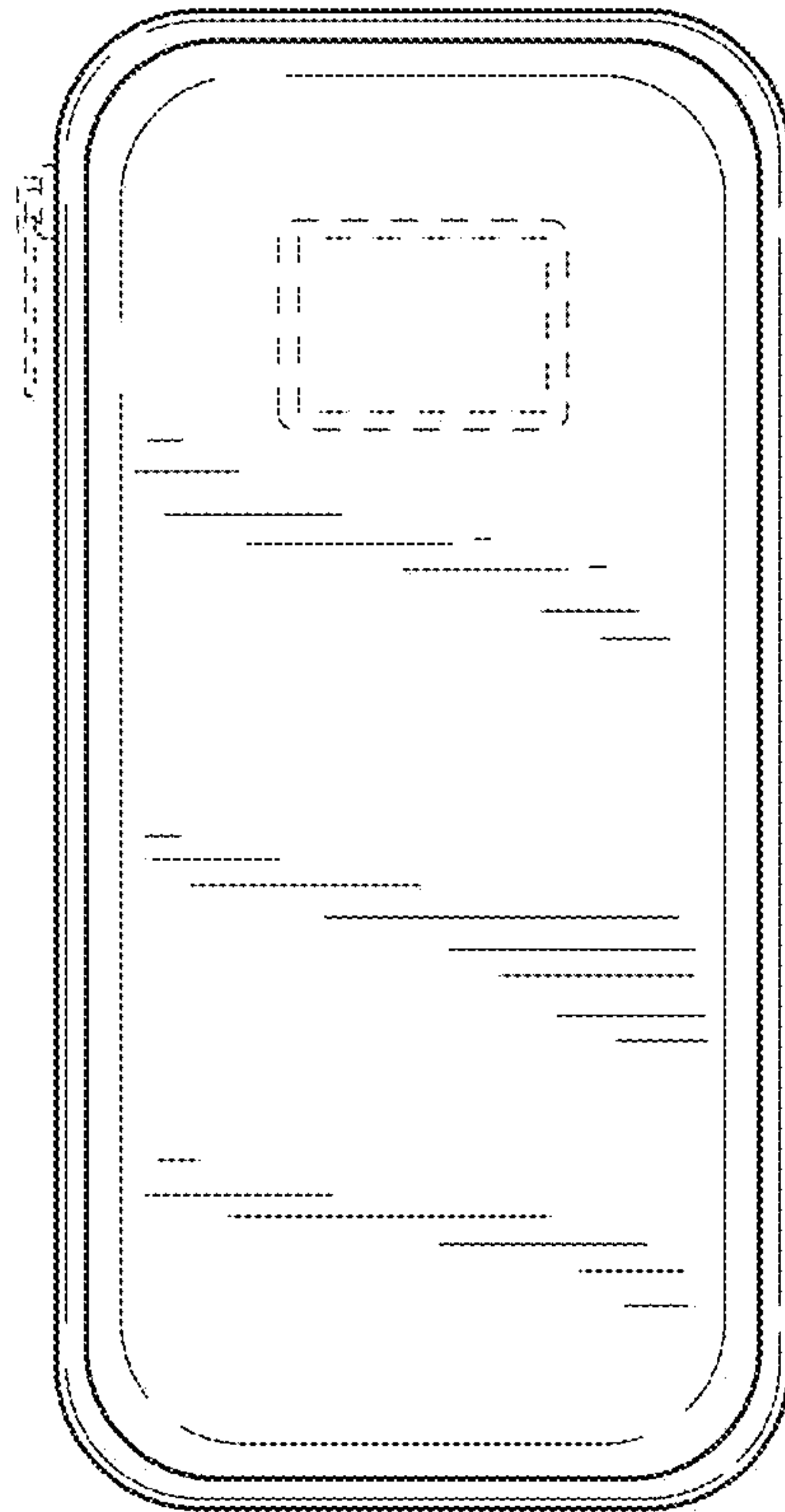


FIG.2

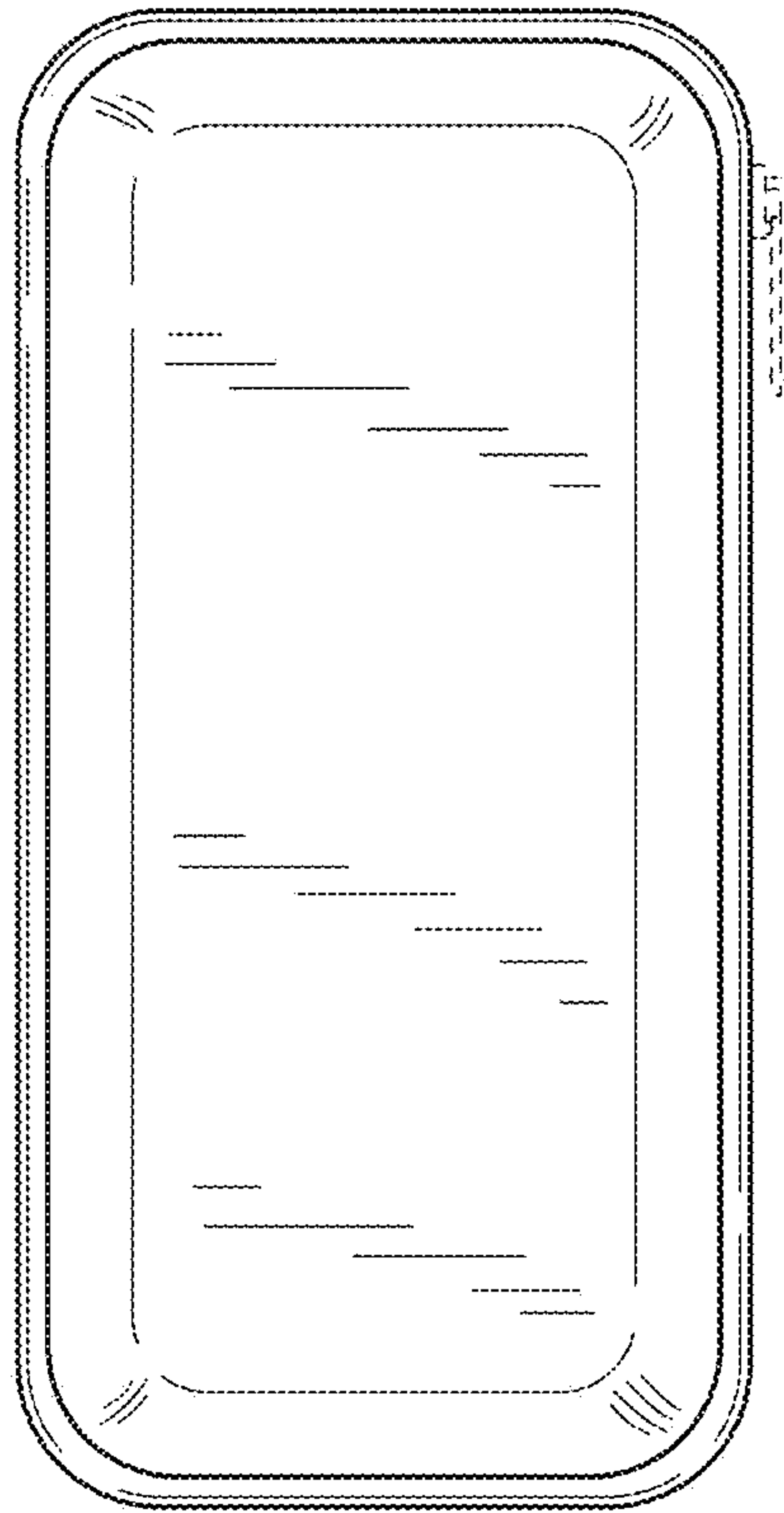


FIG.3




FIG. 4

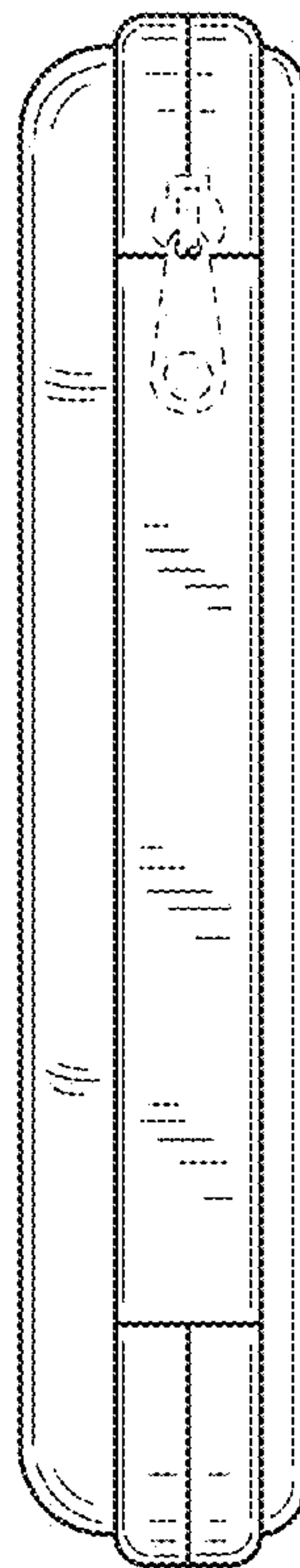


FIG. 5



FIG.6




FIG.7

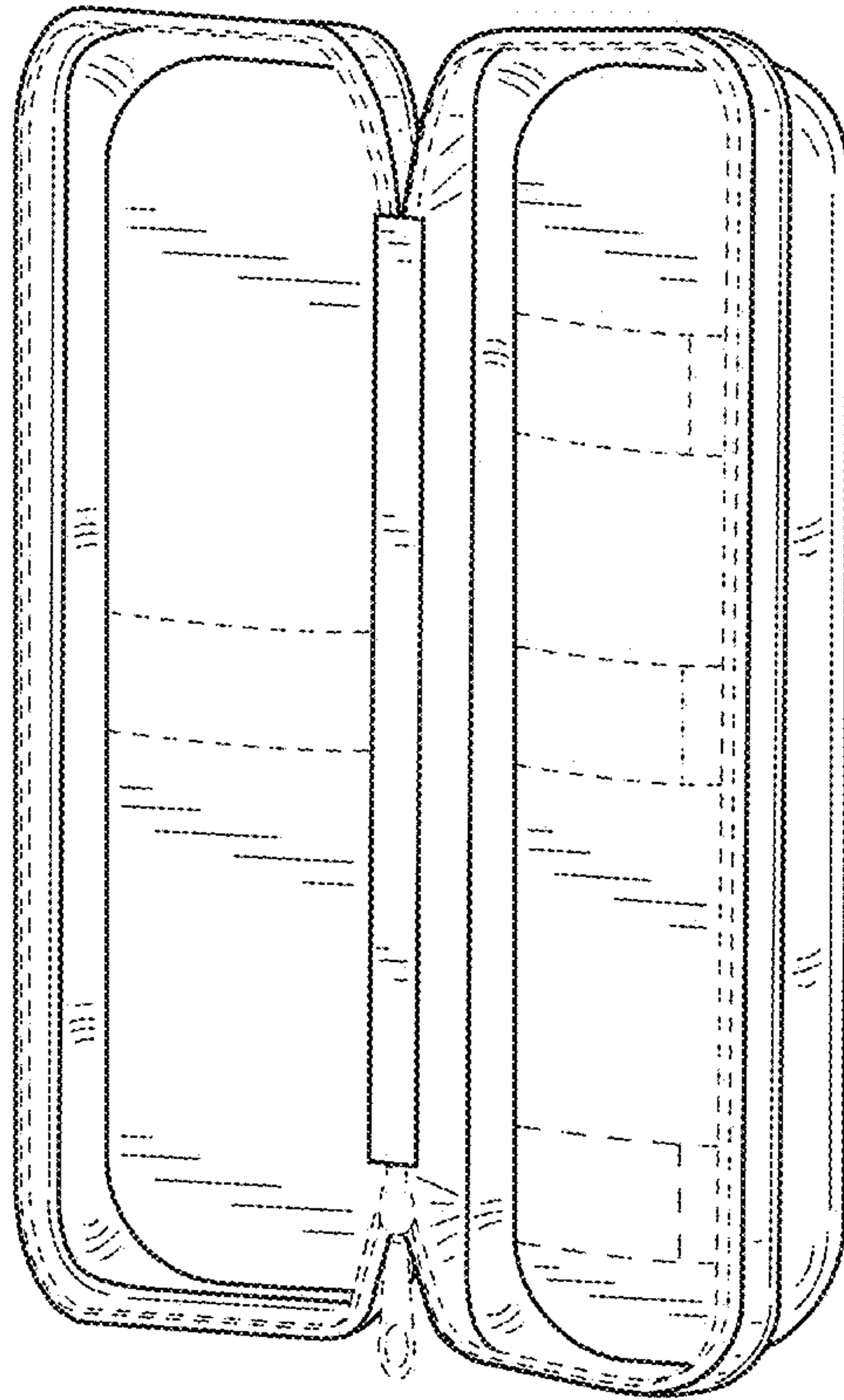


FIG.8

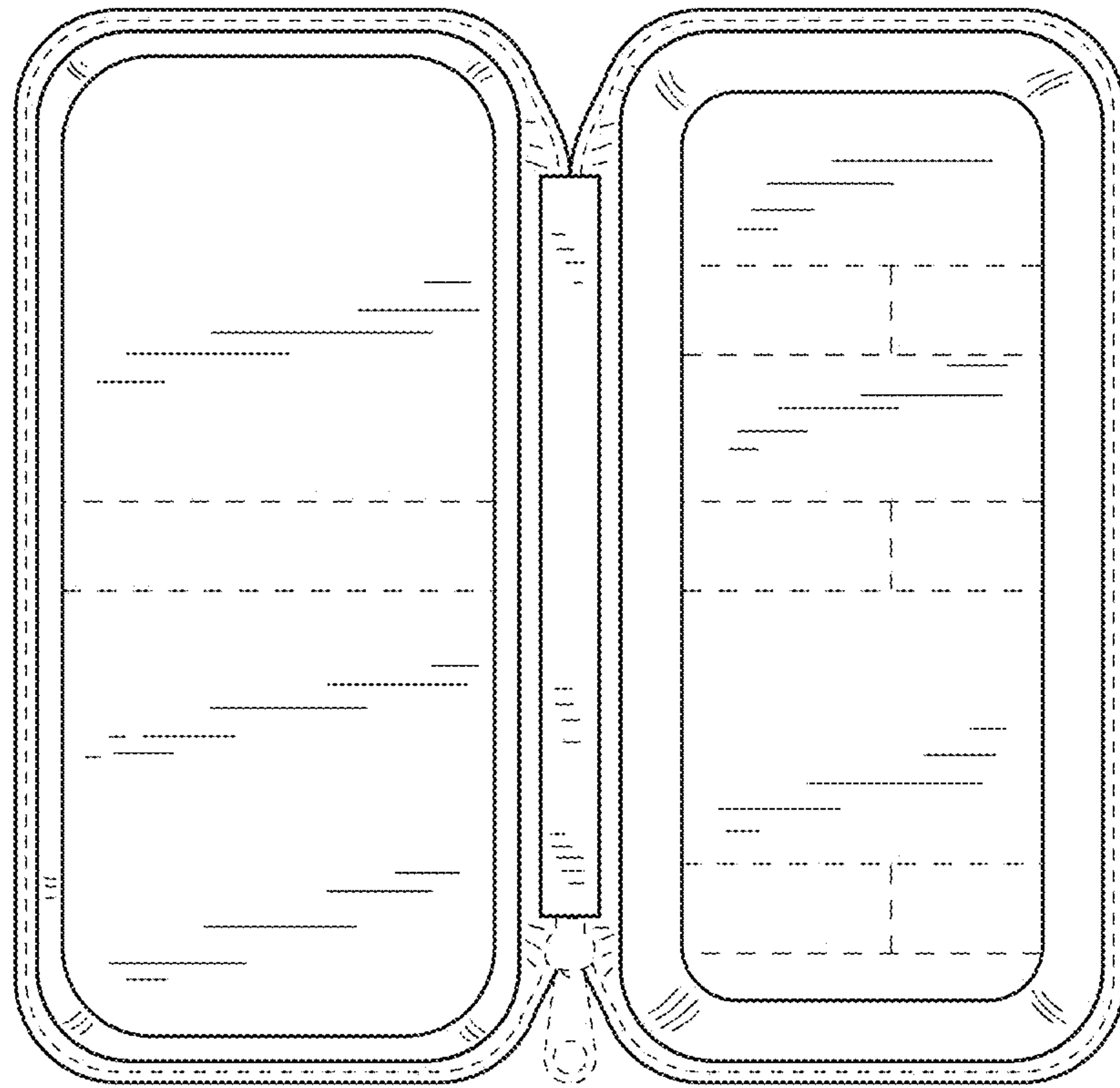


FIG. 9

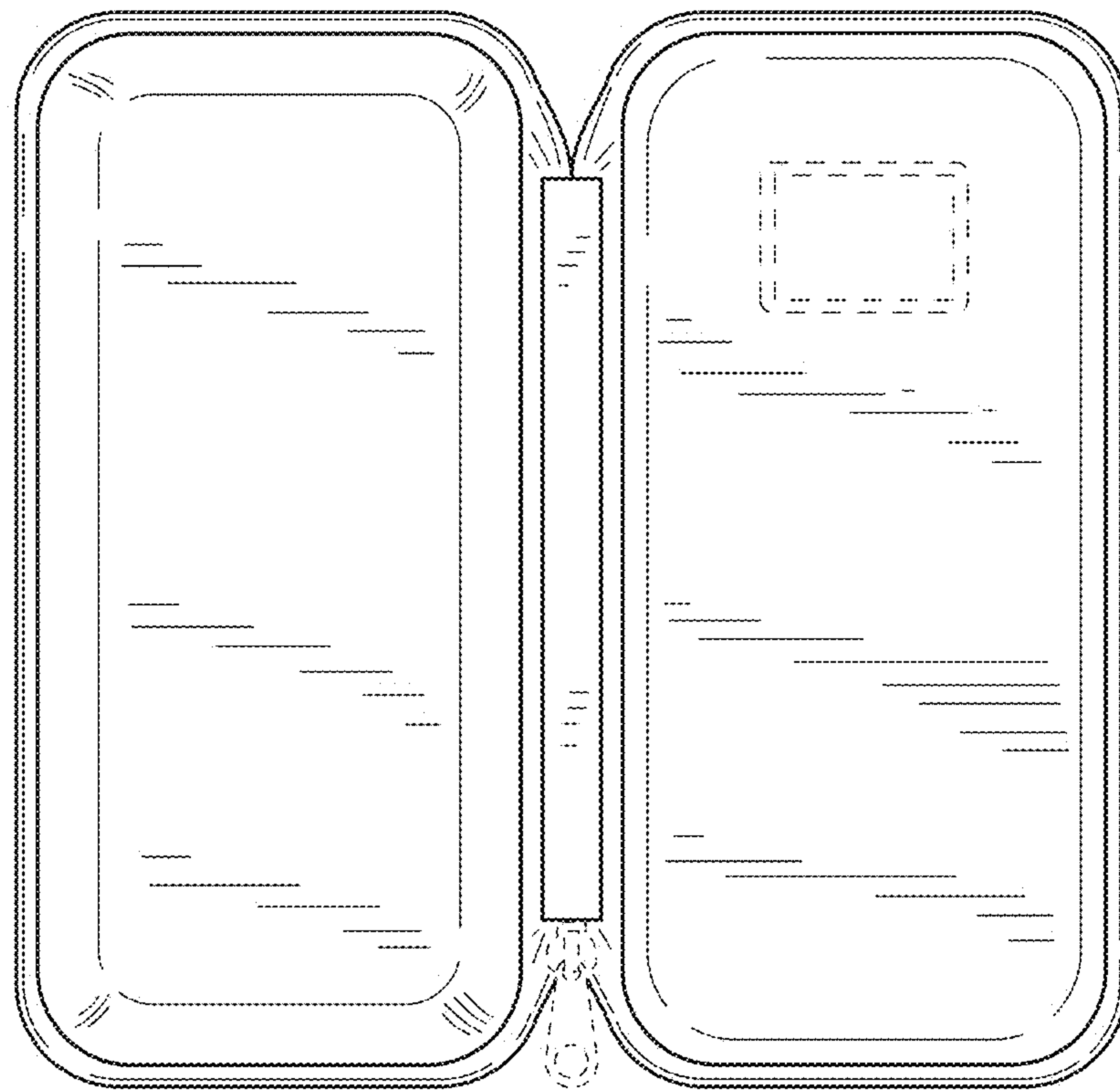


FIG. 10




FIG. 11

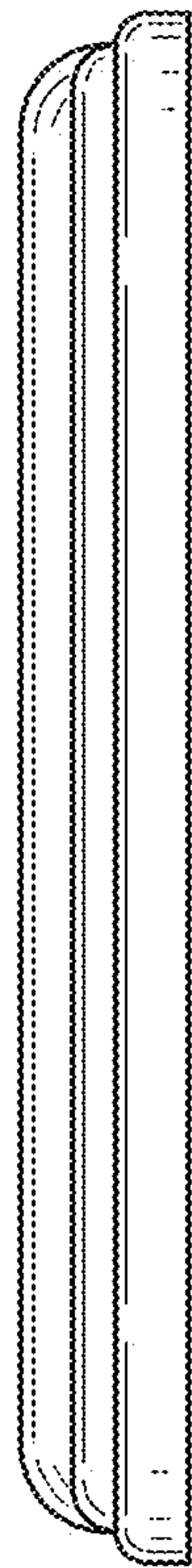


FIG. 12

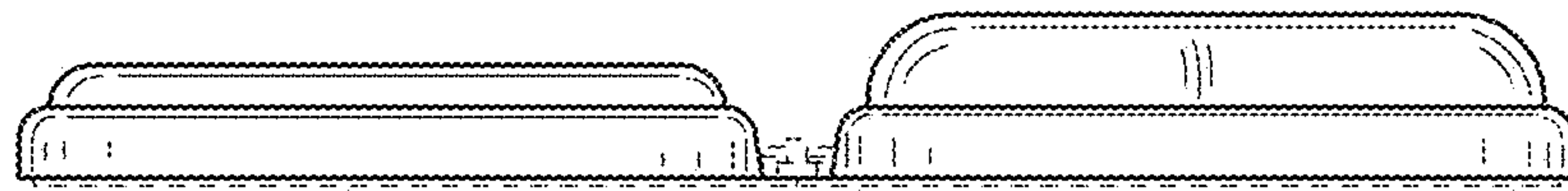


FIG. 13

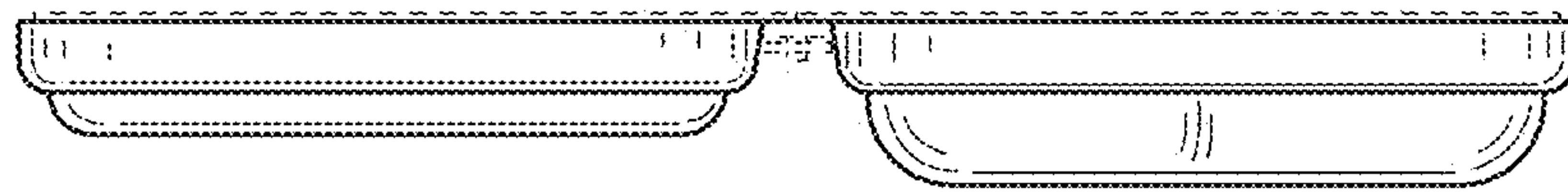


FIG. 14

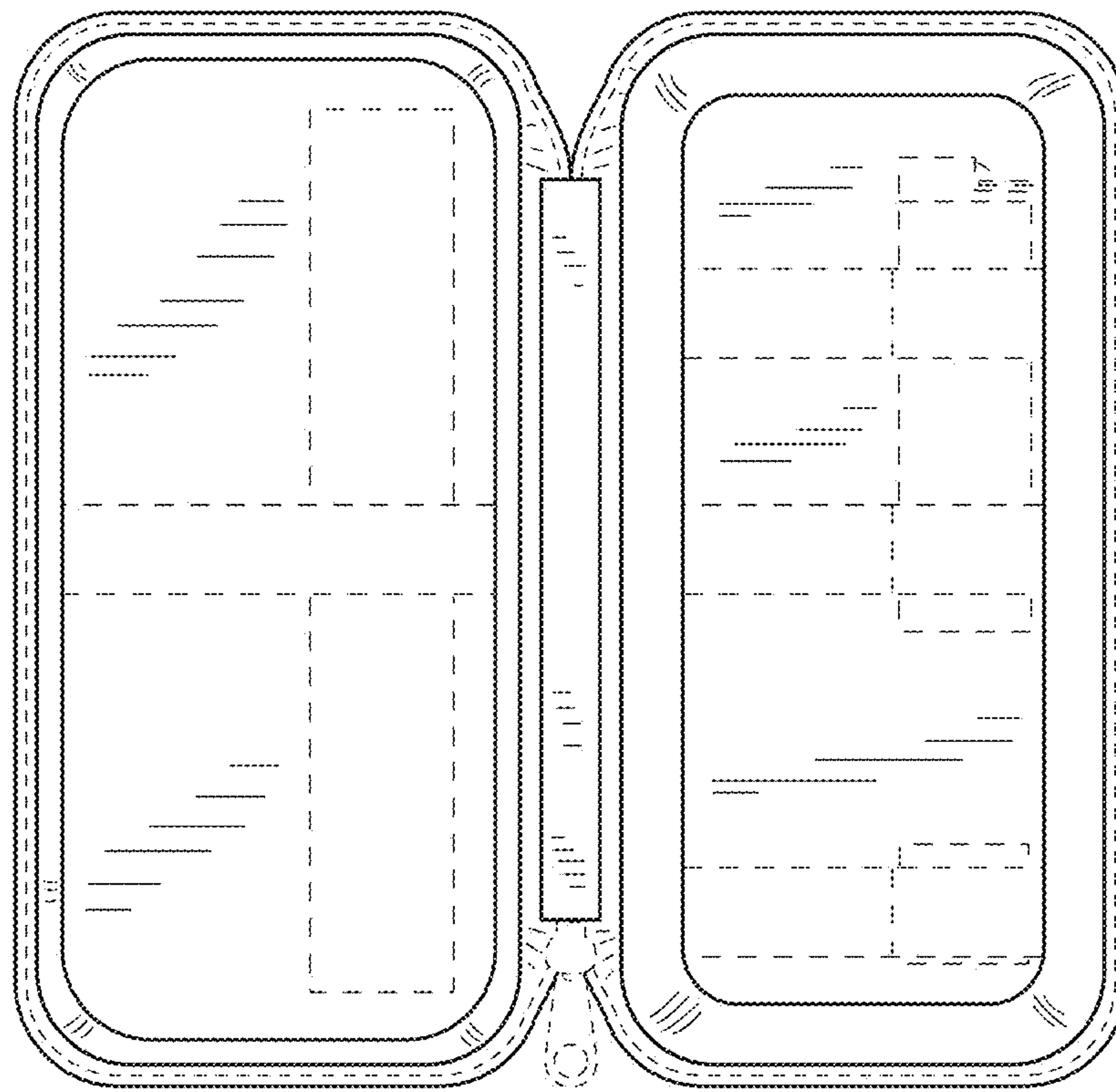


FIG.15