



US00D756554S

(12) **United States Design Patent**
Nosalik

(10) **Patent No.:** **US D756,554 S**

(45) **Date of Patent:** **** May 17, 2016**

(54) **TABLE LAMP**

(71) Applicant: **Chester S. Nosalik**, Sesser, IL (US)

(72) Inventor: **Chester S. Nosalik**, Sesser, IL (US)

(**) Term: **14 Years**

(21) Appl. No.: **29/478,269**

(22) Filed: **Jan. 3, 2014**

(51) **LOC (10) Cl.** **26-03**

(52) **U.S. Cl.**
USPC **D26/94**

(58) **Field of Classification Search**
USPC D26/73, 93-101, 142, 146, 147, 156;
D11/153, 160; D20/29; 362/124, 410,
362/412, 644, 653, 806

CPC F21S 6/002
See application file for complete search history.

(56) **References Cited**

U.S. PATENT DOCUMENTS

D108,216 S	2/1938	Ozlek	
D120,554 S	5/1940	Lynch	
D155,716 S	* 10/1949	Kmiec D26/95
D163,813 S	4/1950	Ferrara	
D194,062 S	11/1962	Winter	
D212,705 S	* 11/1968	Martin D26/93

D218,775 S	*	9/1970	Neumann	D26/73
4,026,059 A		5/1977	Ochs		
D248,254 S		6/1978	Miller		
D292,617 S		11/1987	Werth		
D343,696 S		1/1994	Ruxer		
5,420,773 A		5/1995	Huang		
D368,975 S		4/1996	Schwartz		
D376,442 S		12/1996	Locklear et al.		
D437,447 S		2/2001	Boswell		

* cited by examiner

Primary Examiner — Clare E Heflin

(74) *Attorney, Agent, or Firm* — Quickpatents, LLC; Kevin Prince

(57) **CLAIM**

I claim the ornamental design for a table lamp, as shown and described.

DESCRIPTION

FIG. 1 is a perspective view of a table lamp, showing my new design;

FIG. 2 is a front elevational view thereof;

FIG. 3 is a rear elevational view thereof;

FIG. 4 is a left-side elevational view thereof;

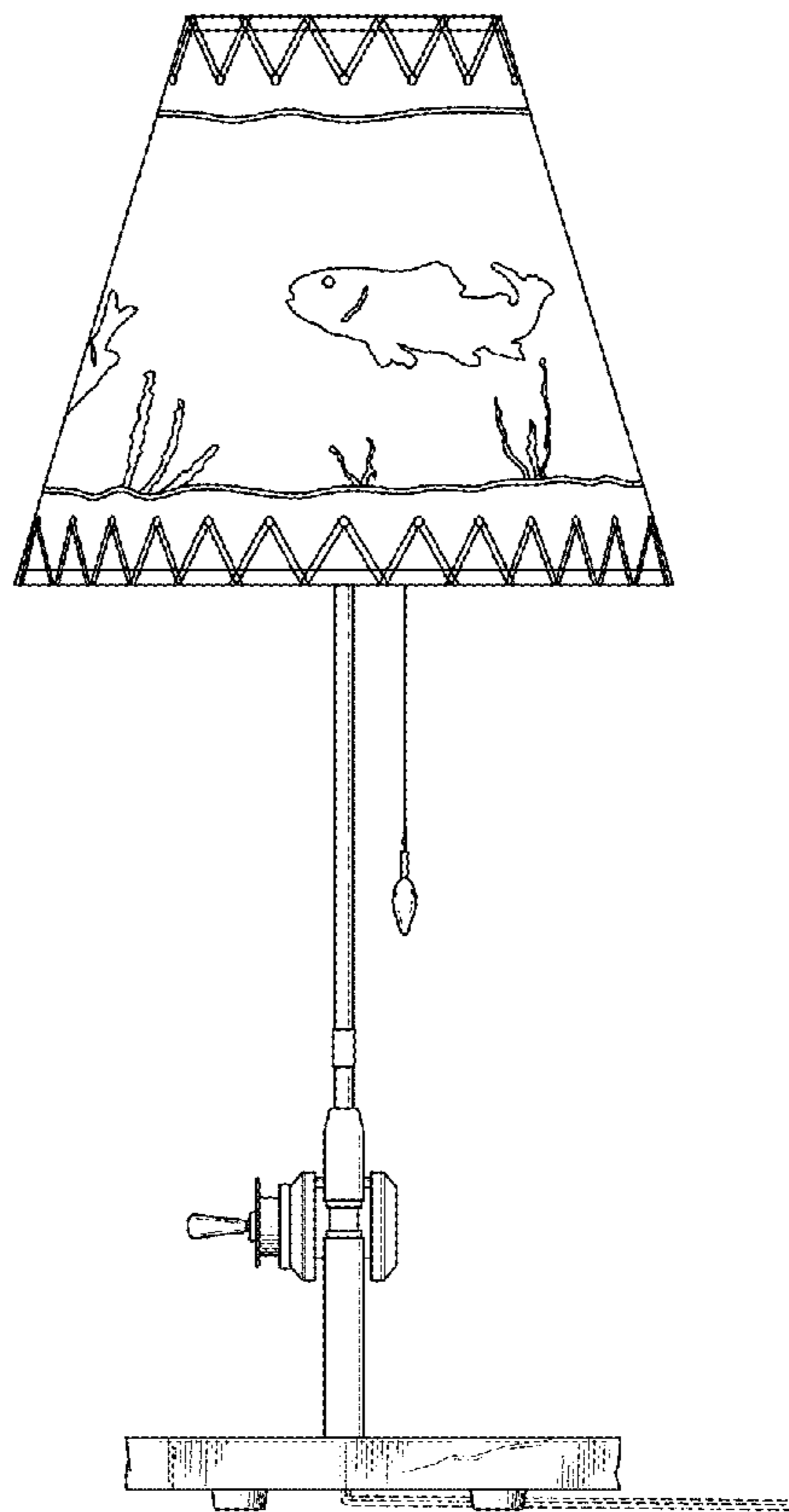
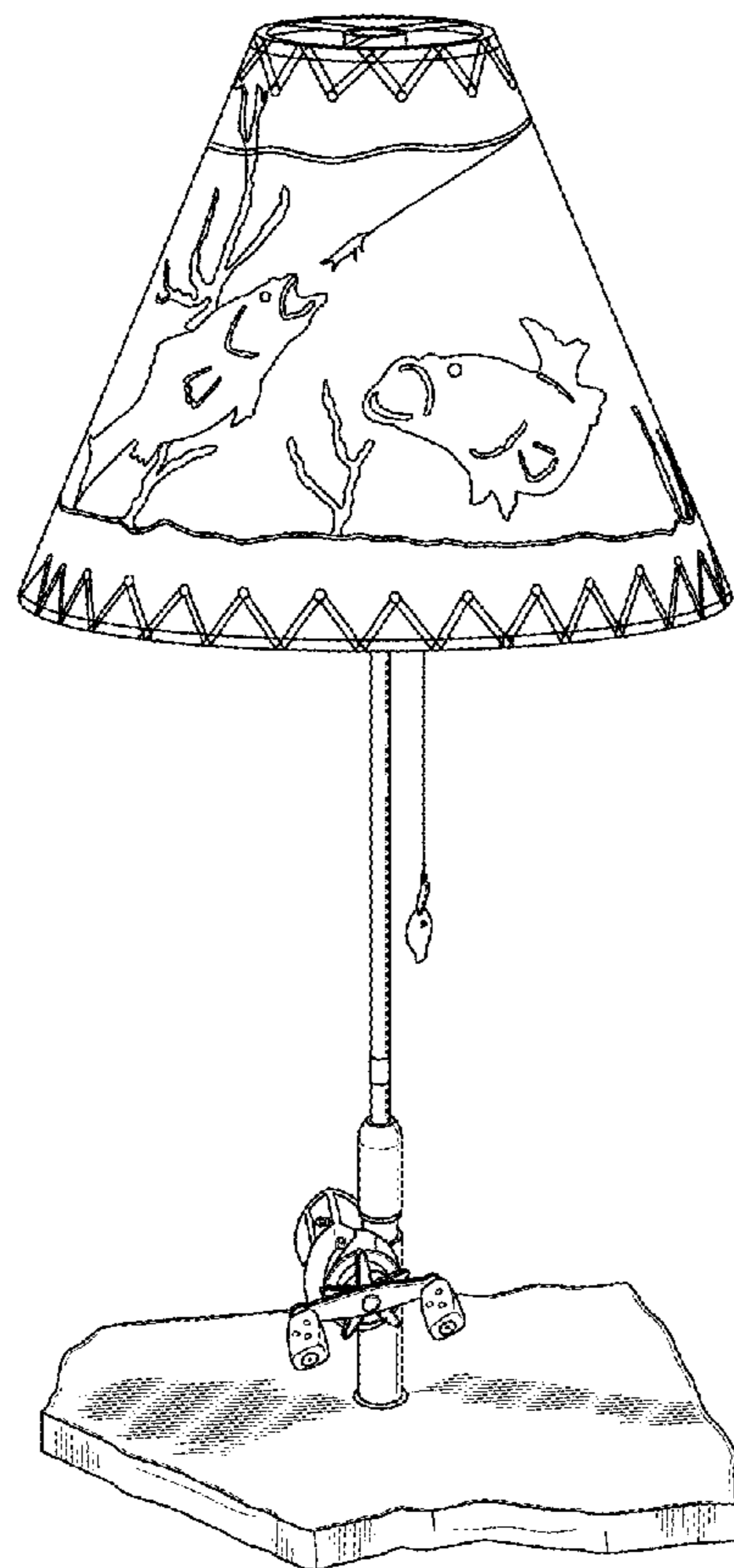
FIG. 5 is a right-side elevational view thereof;

FIG. 6 is a top plan view thereof; and,

FIG. 7 is a bottom plan view thereof.

The broken lines showing a power cord in the figures depict environmental matter and form no part of the claimed design.

1 Claim, 3 Drawing Sheets






FIG. 1

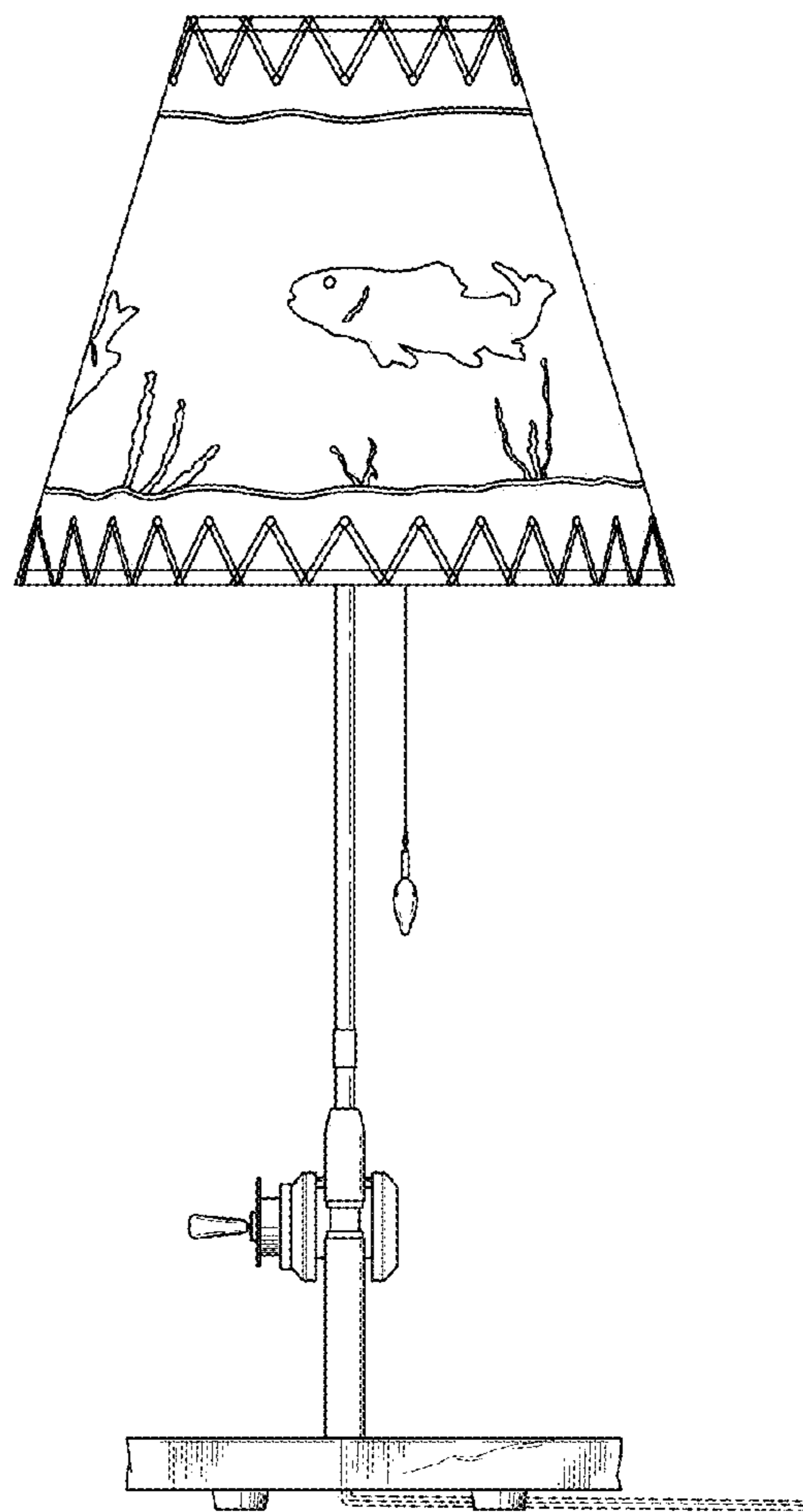


FIG. 2




FIG. 3




FIG. 4




FIG. 5

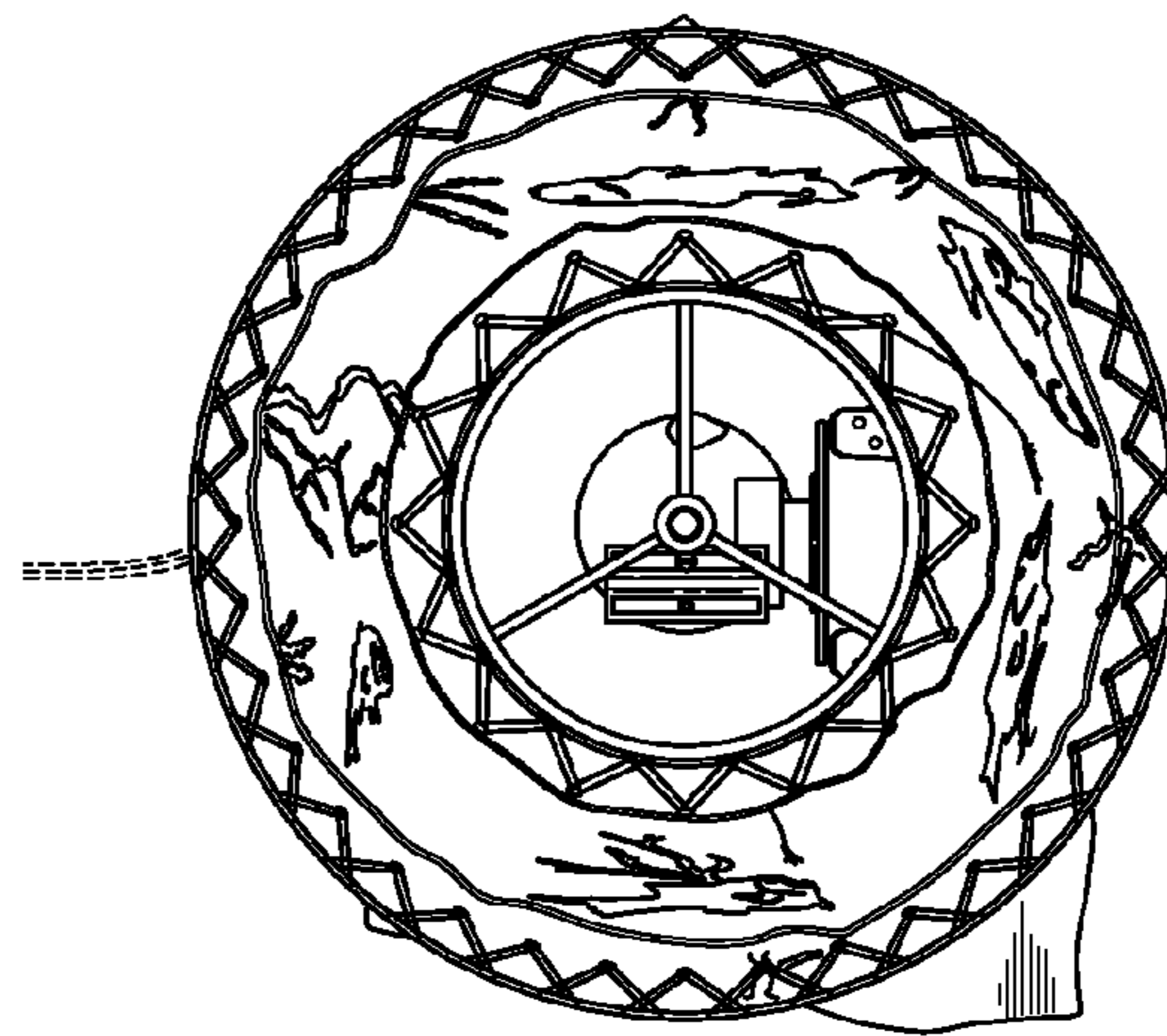


FIG. 6

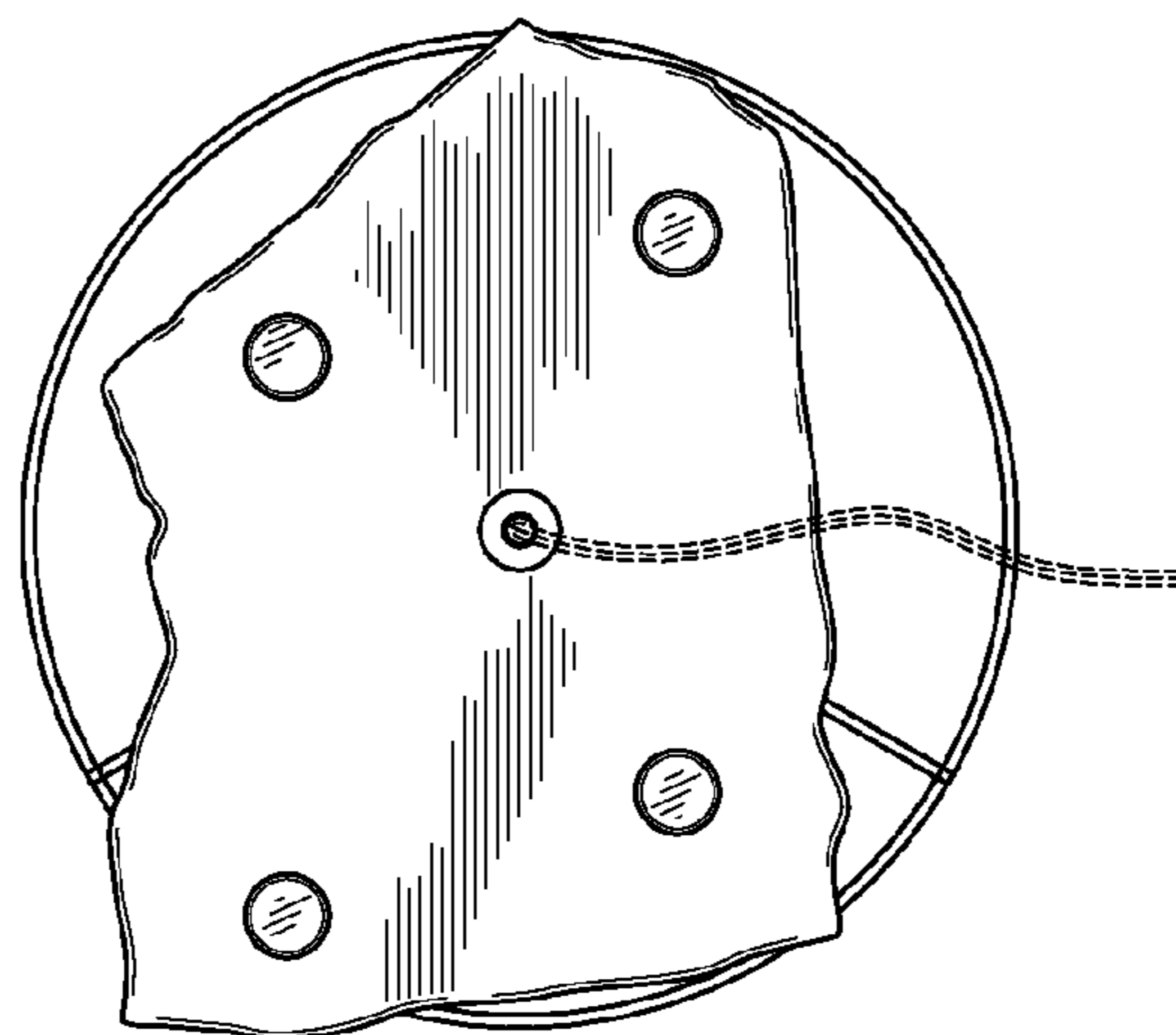


FIG. 7