



US00D756545S

(12) **United States Design Patent**
Goodsell

(10) **Patent No.:** **US D756,545 S**
(45) **Date of Patent:** **** May 17, 2016**

- (54) **CANDLE WARMER**
- (71) Applicant: **RIMPORTS (USA) LLC**, PROVO, UT (US)
- (72) Inventor: **Jeff Goodsell**, Springville, UT (US)
- (73) Assignee: **Rimports (USA) LLC**, Provo, UT (US)
- (**) Term: **14 Years**
- (21) Appl. No.: **29/520,859**
- (22) Filed: **Mar. 18, 2015**
- (51) **LOC (10) Cl.** **26-01**
- (52) **U.S. Cl.**
USPC **D26/9**
- (58) **Field of Classification Search**
USPC D26/6, 9–23, 96, 101, 102, 116, 93,
D26/104, 112, 142, 87, 92, 40, 85, 118, 128,
D26/67–71; D23/366–369, 328; 219/445.1;
222/146.5; 220/507; 434/365; 512/4;
392/393, 386, 390, 391, 395;
D6/403–405, 556–558; D8/1;
D11/143–156, 164; 362/147, 161, 163,
362/183, 350, 356, 363, 461, 462
CPC F23D 3/16; F21V 35/00; F21V 35/003;
F21V 35/006; F21V 33/004; A61L 9/02;
A61L 2209/12; A61L 9/03; A61L 9/035;
A61L 9/00; A61L 9/012; A61L 9/12; H05B
3/68
See application file for complete search history.

D475,797	S *	6/2003	Cheong	D26/37
D484,631	S *	12/2003	Chen	D26/67
6,685,345	B1 *	2/2004	Velasquez	F21S 6/001 362/356
D518,211	S *	3/2006	Krieger	D26/40
D537,189	S *	2/2007	Zhang	D26/87
D563,016	S *	2/2008	Ho	D26/67
D563,584	S *	3/2008	Lee	D26/67
D563,585	S *	3/2008	Lee	D26/67
7,377,667	B2 *	5/2008	Richmond	F21S 9/037 362/155
D580,084	S *	11/2008	Walsh	D26/68
D684,293	S *	6/2013	Lastimoso	D26/85
D694,940	S *	12/2013	Dolan	D26/87
D713,587	S *	9/2014	Clark	D26/85
2006/0109647	A1 *	5/2006	Liu	F21S 9/037 362/183
2013/0020307	A1 *	1/2013	Ashton	H05B 3/68 219/387
2014/0218901	A1 *	8/2014	Richmond	F21S 9/037 362/183
2015/0055330	A1 *	2/2015	Xu	F21L 4/08 362/183
2015/0328353	A1 *	11/2015	Schramm	A47J 36/2477 392/393

* cited by examiner

Primary Examiner — T. Chase Nelson
Assistant Examiner — Ania Aman
(74) *Attorney, Agent, or Firm* — Kirton McConkie; Brian Tucker

(57) **CLAIM**
The ornamental design for a candle warmer, as shown and described.

DESCRIPTION

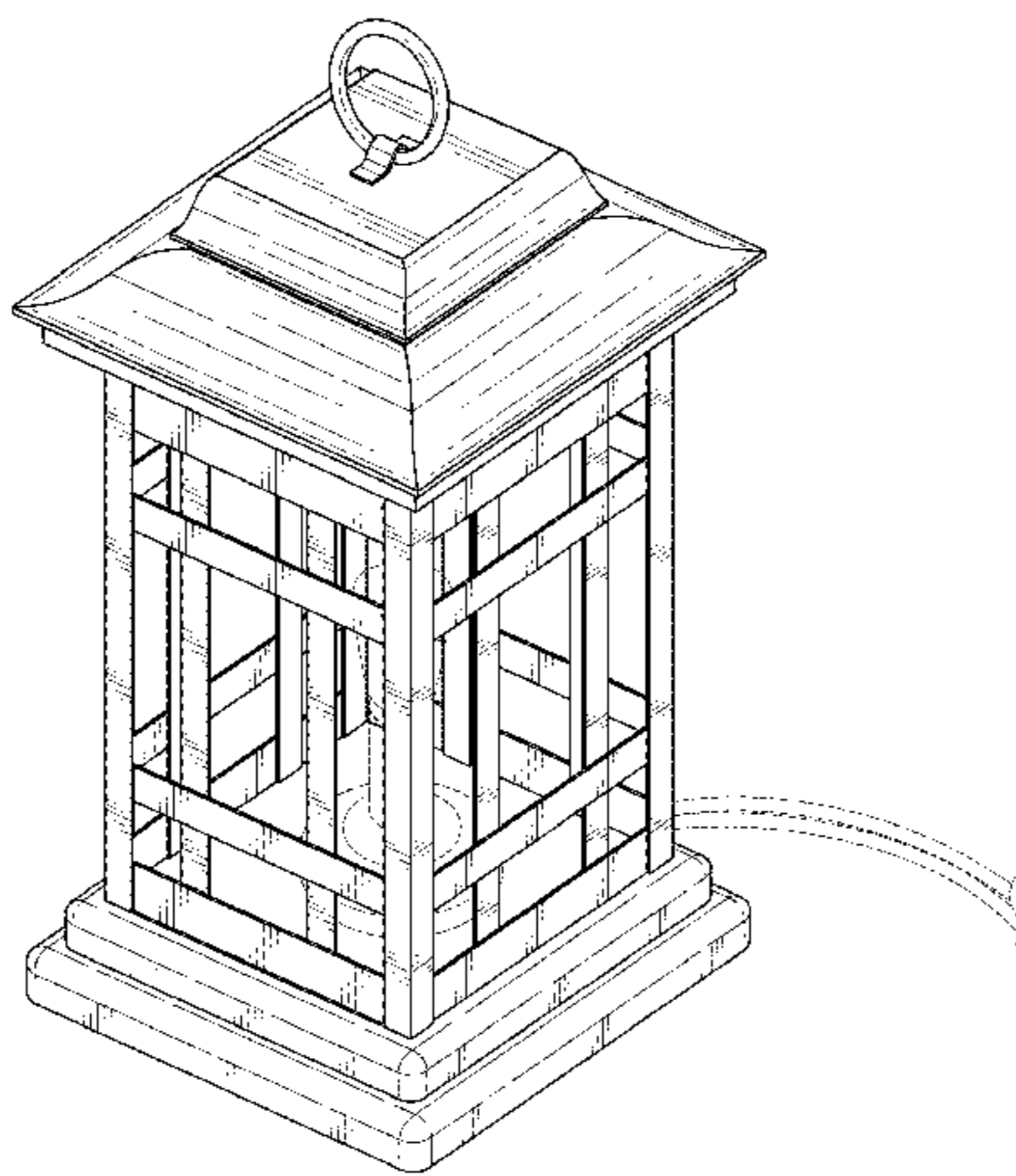
FIG. 1 is a front perspective view thereof;
FIG. 2 is a front elevation view thereof;
FIG. 3 is a rear elevation view thereof;
FIG. 4 is a right elevation view thereof;
FIG. 5 is a left elevation view thereof;
FIG. 6 is a top plan thereof; and,
FIG. 7 is a bottom plan thereof.
The light bulb and light fixture contained within the candle warmer, the electric cord, and cord openings and round support structure on the bottom of the candle warmer are shown in broken lines and form no part of the claimed design.

1 Claim, 4 Drawing Sheets

(56) **References Cited**

U.S. PATENT DOCUMENTS

215,449	A *	5/1879	Gillig	F21V 35/00 362/161
D254,695	S *	4/1980	Bobrovniczky	D26/118
D429,018	S *	8/2000	De'Armond	D26/72
D442,302	S *	5/2001	Hsu	D26/11
D445,210	S *	7/2001	Chen	D26/72
D465,053	S *	10/2002	Miranda	D26/87
D468,043	S *	12/2002	Krieger	D26/67
D470,968	S *	2/2003	Kuelbs	D26/118



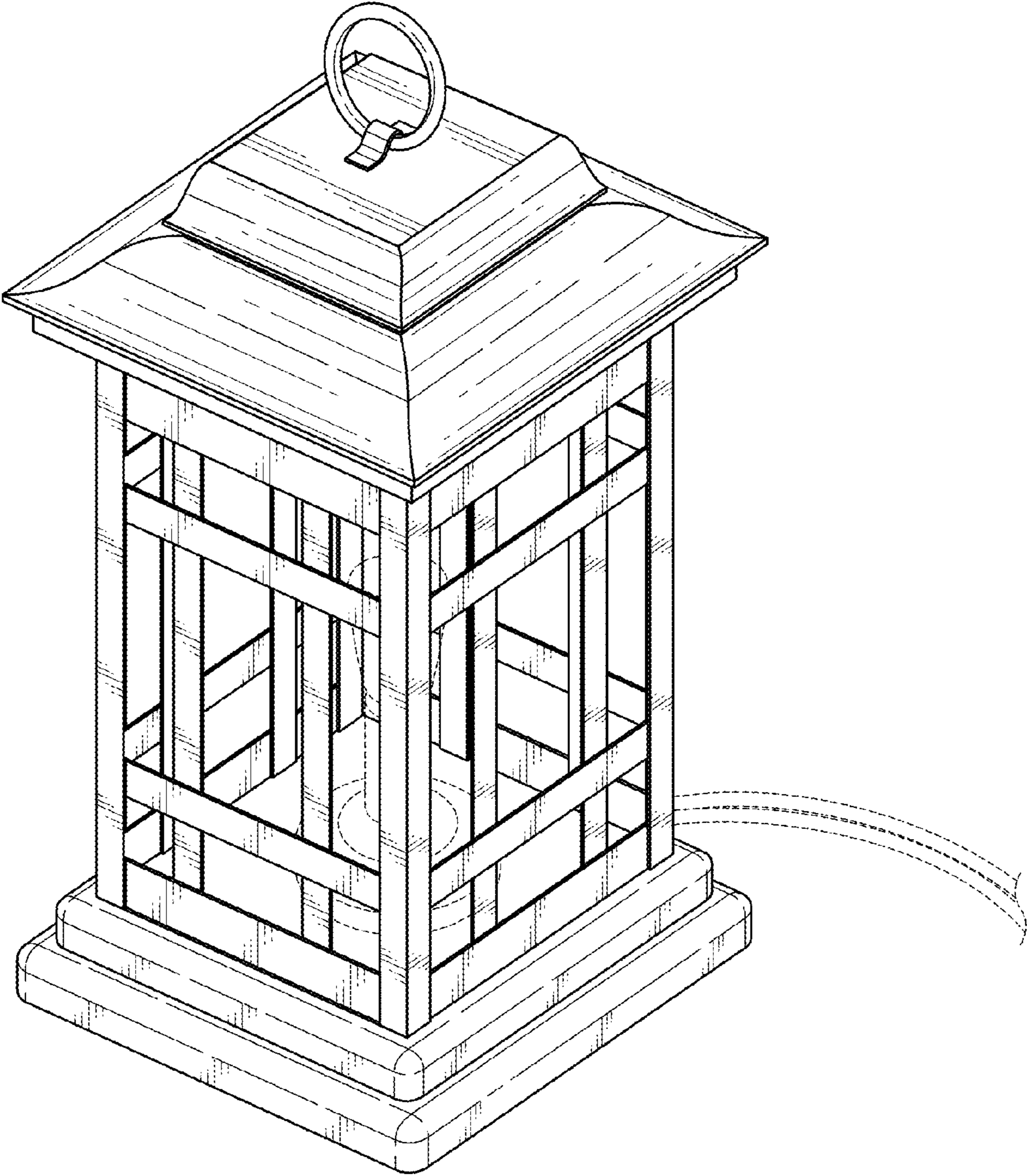


FIG. 1

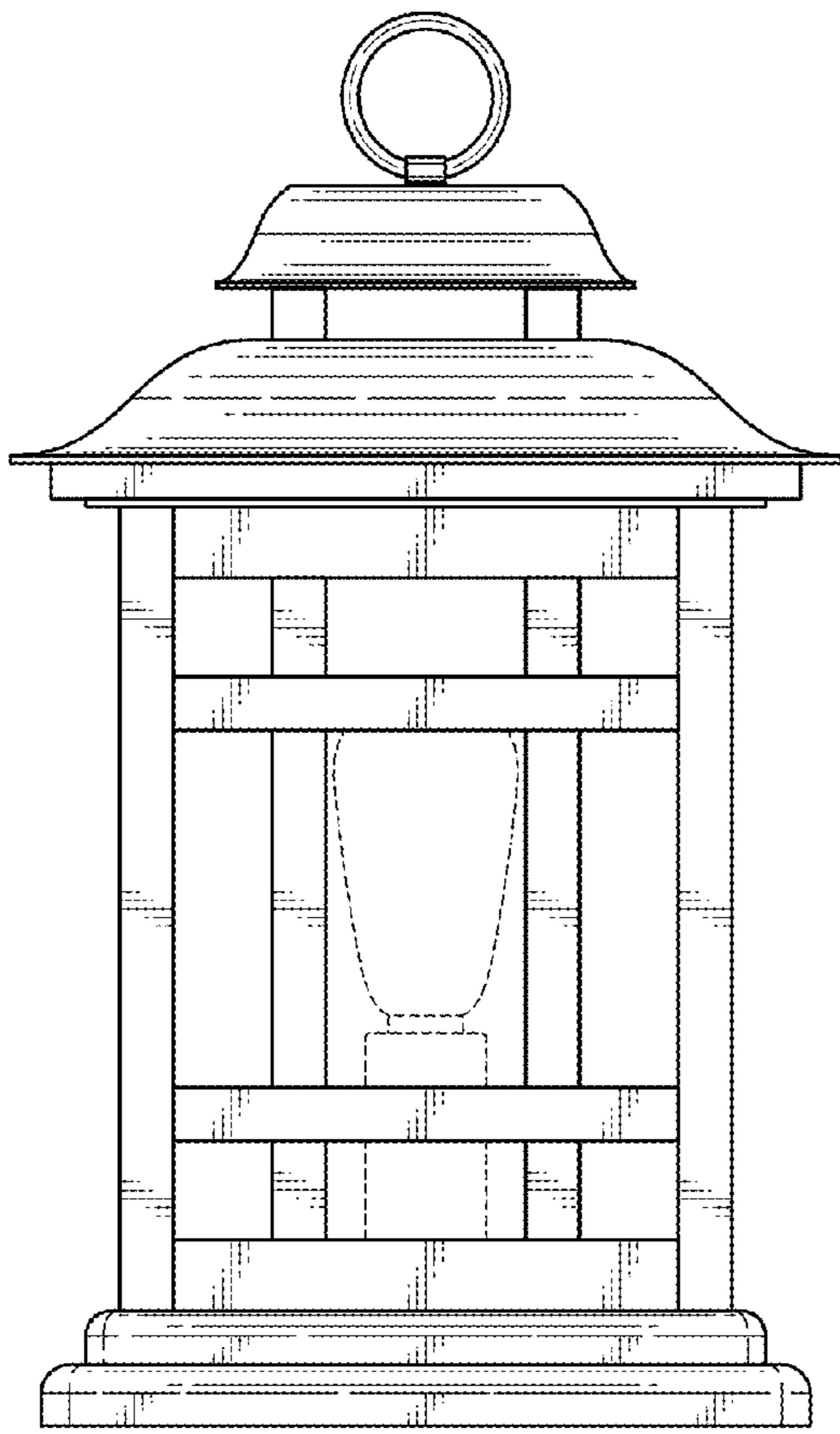


FIG. 2

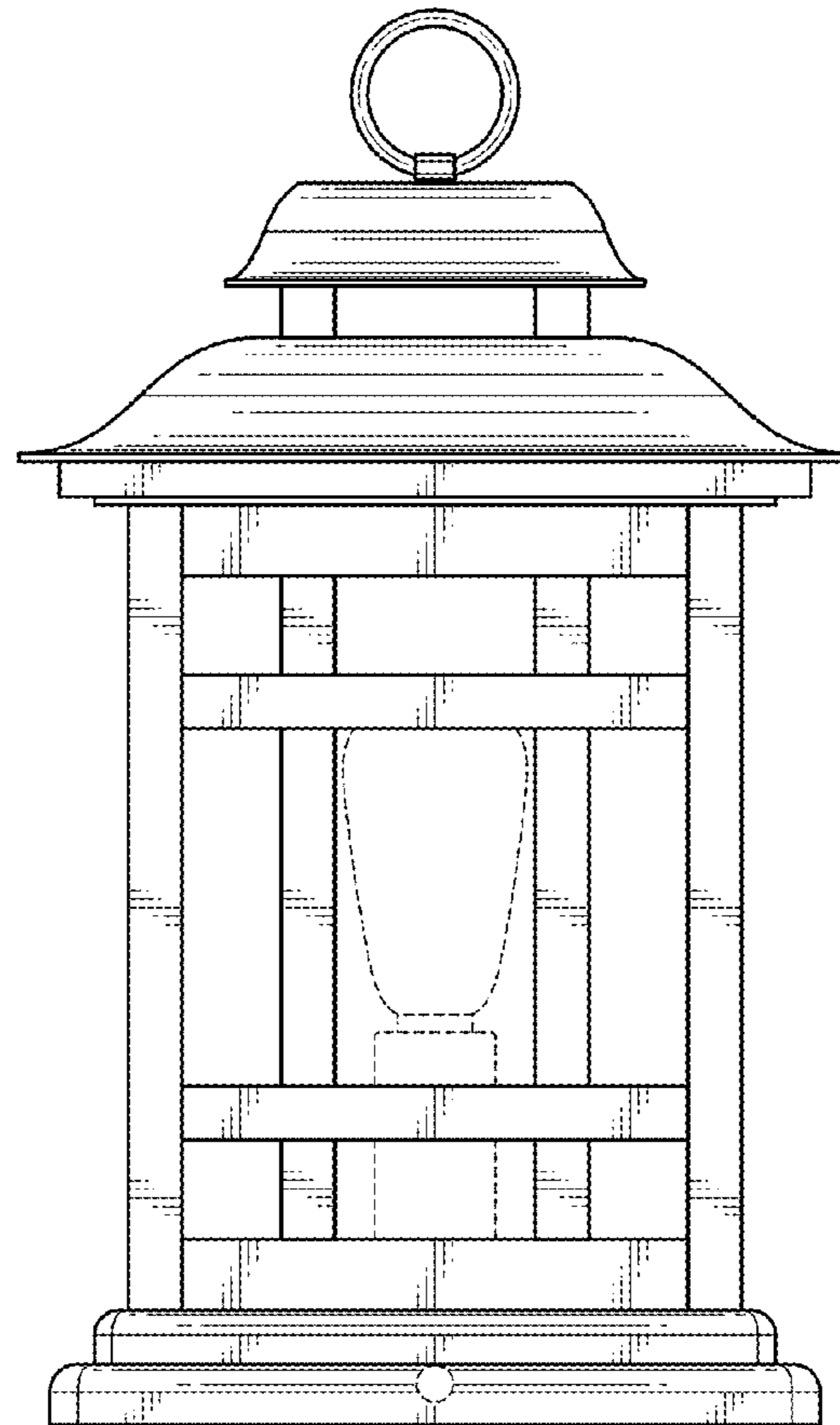


FIG. 3

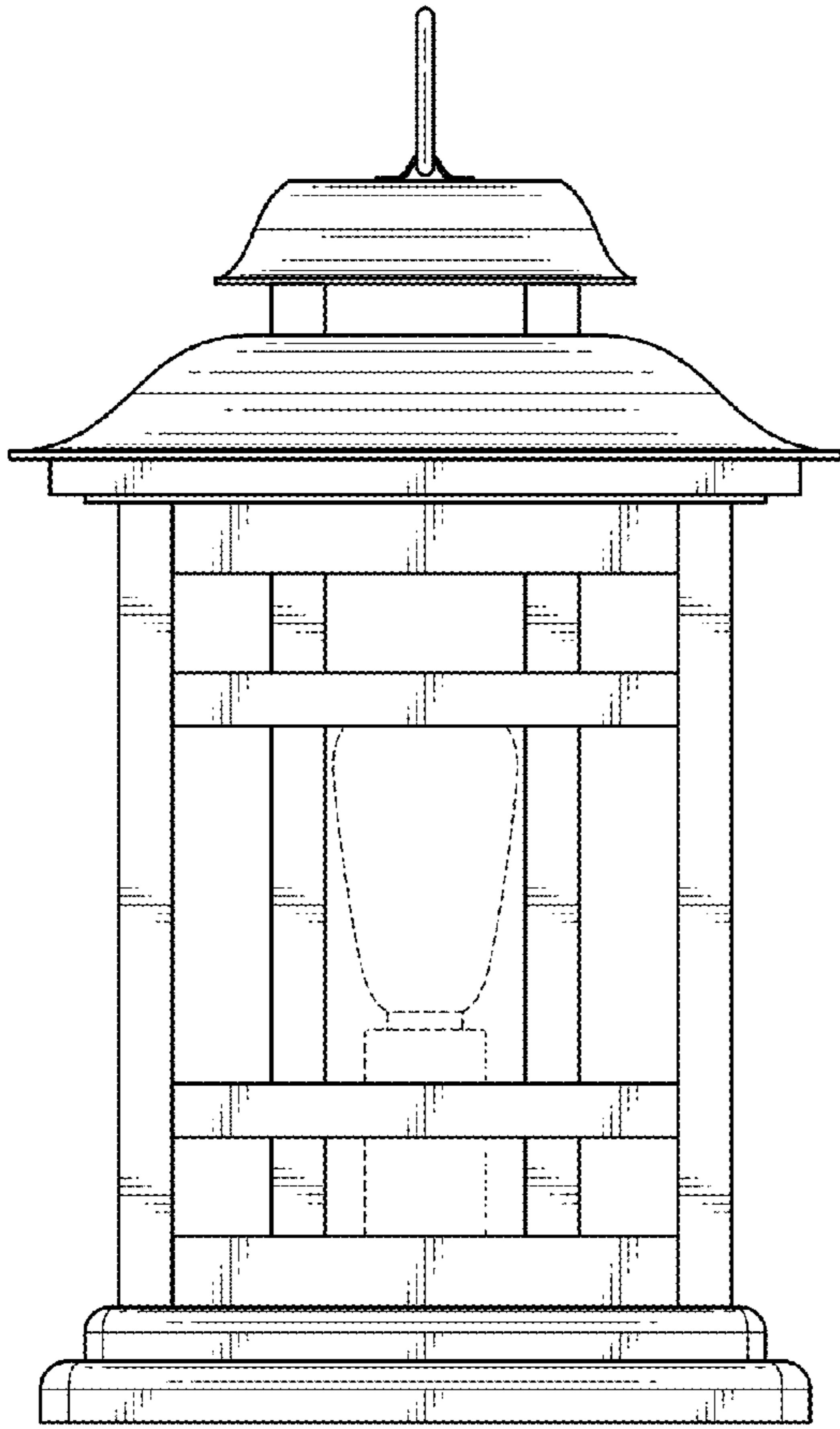


FIG. 4

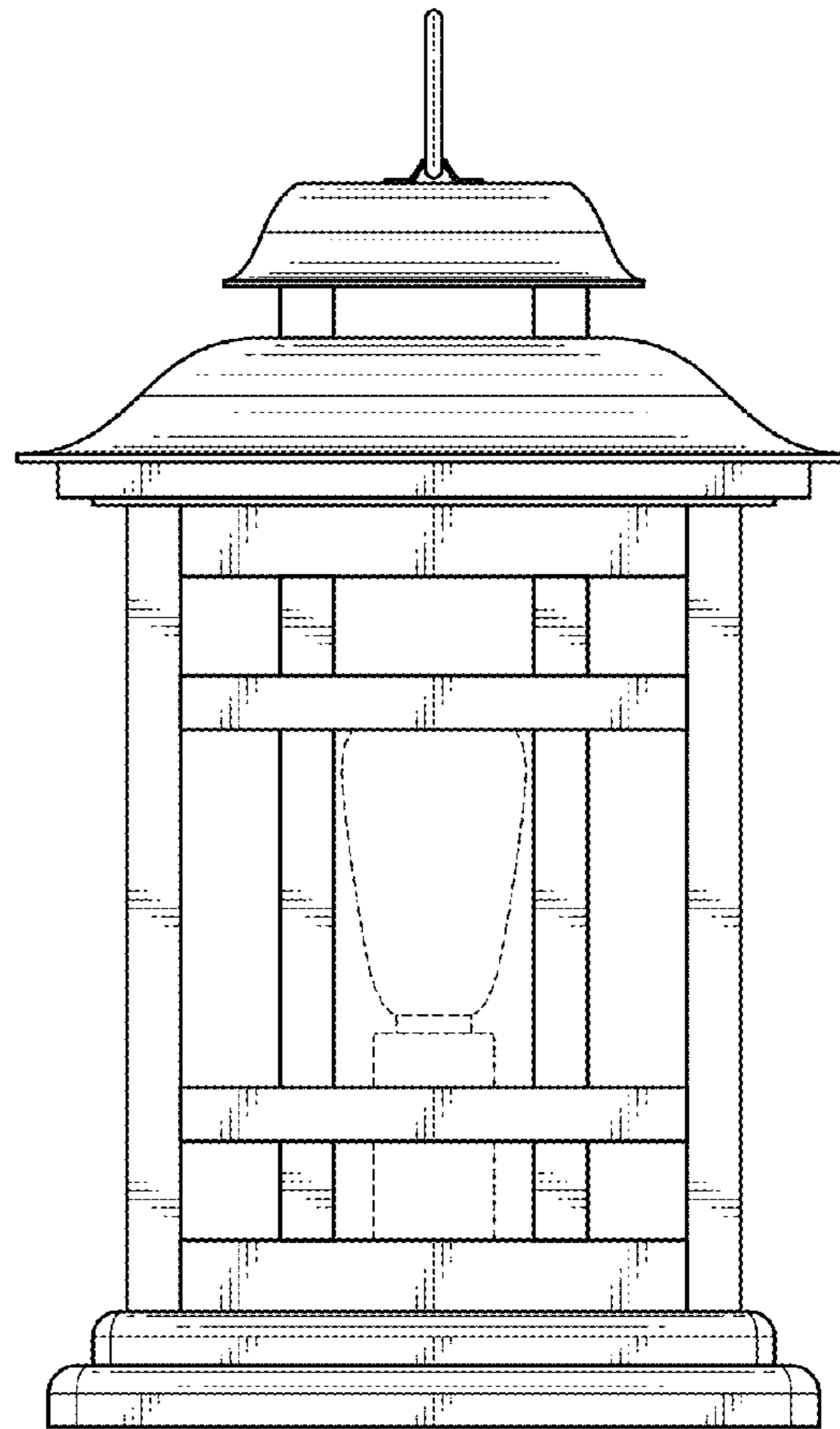


FIG. 5

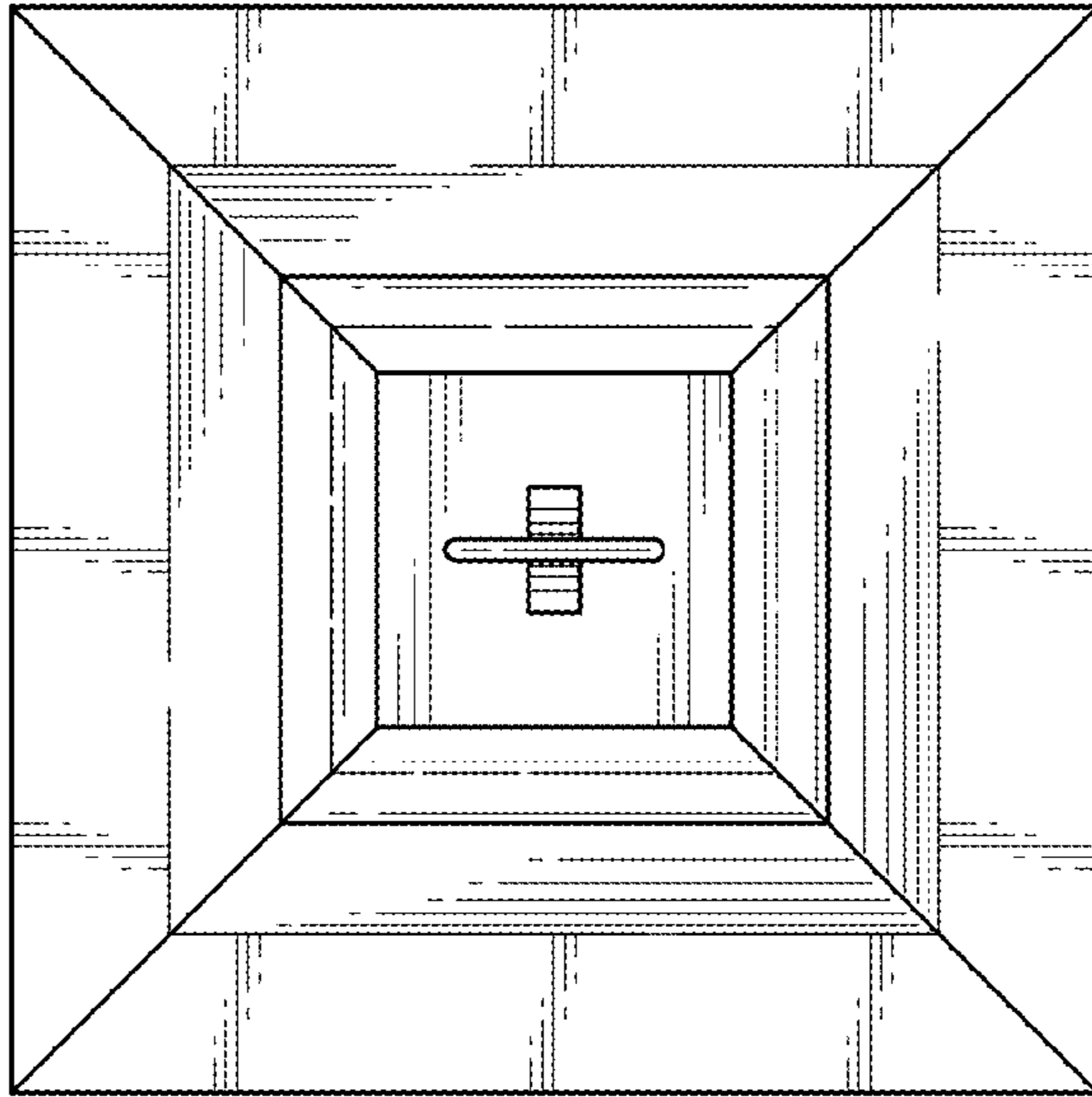


FIG. 6

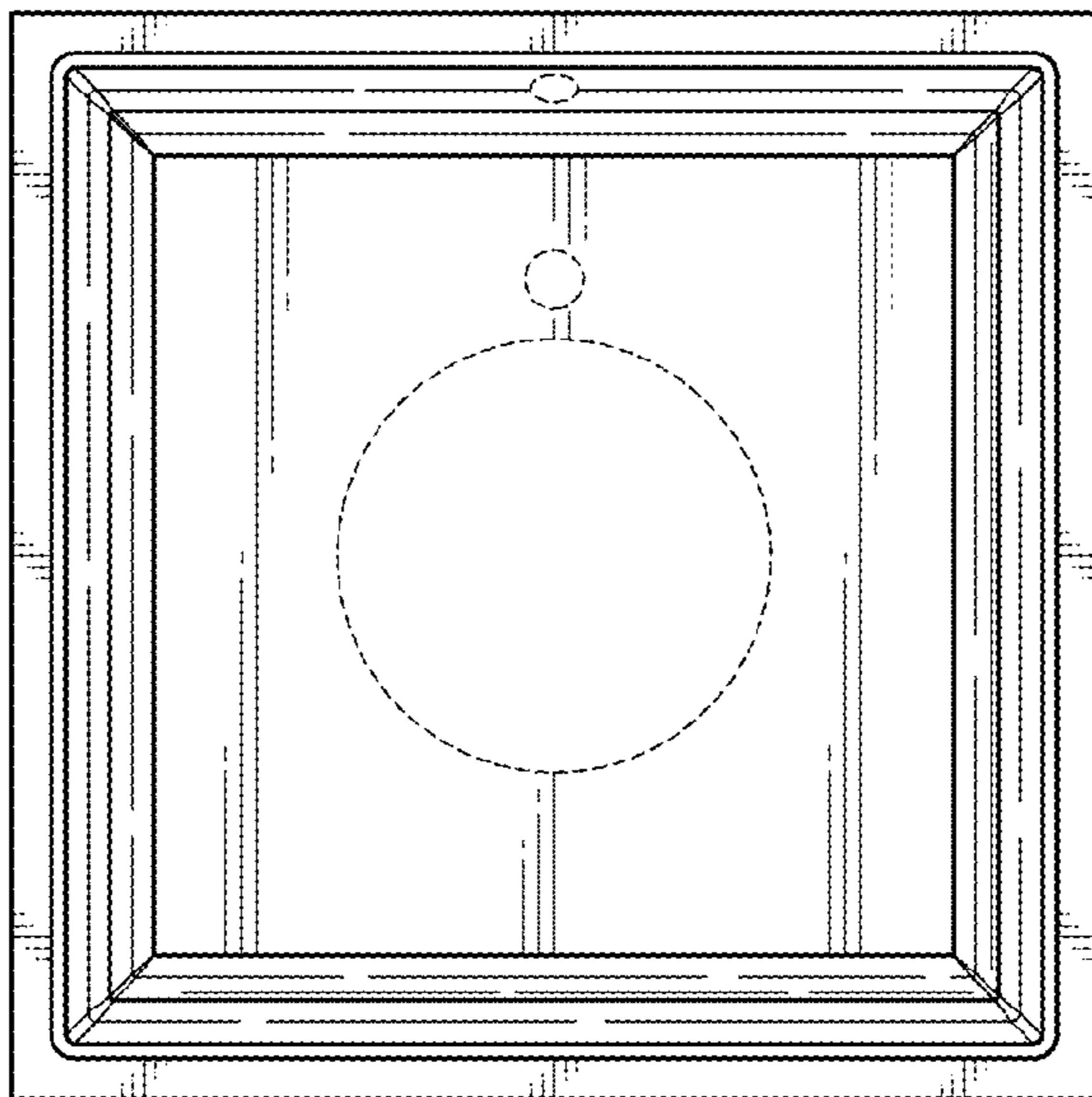


FIG. 7