



US00D756535S

(12) **United States Design Patent**  
**Schlipf**

(10) **Patent No.:** **US D756,535 S**

(45) **Date of Patent:** **\*\* May 17, 2016**

(54) **TREESTAND CLIMBING STICK HOLDER**

(71) Applicant: **Oak Leaf Outdoors, Inc.**, Brimfield, IL (US)

(72) Inventor: **Jared S. Schlipf**, Dunlap, IL (US)

(73) Assignee: **Oak Leaf Outdoors, Inc.**, Brimfield, IL (US)

(\*\*) Term: **14 Years**

(21) Appl. No.: **29/507,519**

(22) Filed: **Oct. 28, 2014**

(51) **LOC (10) Cl.** ..... **25-04**

(52) **U.S. Cl.**  
USPC ..... **D25/68**

(58) **Field of Classification Search**  
USPC ..... D25/62-69; 182/127, 194, 106, 165, 182/178.2, 180.1, 21, 8, 100, 189, 93; D6/552, 572, 574, 512; 211/70.8, 60.1, 211/85.7, 13, 62-69, 70.6; D8/367, 373; 124/86; 248/229.14  
CPC ..... E06C 1/39; E06C 1/38; E06C 7/42; E06C 1/36; E06C 1/34; A63B 71/0036; A47B 81/005; A45F 5/00; A45F 5/102; B25H 3/00; F41B 5/14; F41B 5/06; F41B 5/066; F41B 5/143; F41B 5/1453  
See application file for complete search history.

(56) **References Cited**

**U.S. PATENT DOCUMENTS**

- D175,455 S \* 8/1955 Bartleman ..... 211/70.6
- 2,908,432 A 10/1959 Kent
- 2,974,702 A 3/1961 Graham
- 3,716,174 A 2/1973 Ehlert
- D249,173 S \* 8/1978 Coleman ..... D3/257
- D338,795 S \* 8/1993 Huang ..... D6/552
- D352,628 S \* 11/1994 James ..... D6/552

- D379,060 S \* 5/1997 Laga ..... D8/373
- D379,427 S \* 5/1997 Laga ..... D8/373
- 5,690,088 A 11/1997 Ruble
- D404,952 S \* 2/1999 Bauer ..... D6/552
- D413,035 S \* 8/1999 Weterrings ..... D6/572
- D415,913 S \* 11/1999 Ernst ..... D6/512
- D493,056 S \* 7/2004 Shornak ..... D6/552
- D609,516 S \* 2/2010 Vining ..... D6/552
- 8,505,527 B2 8/2013 Kempf

\* cited by examiner

*Primary Examiner* — Cynthia Ramirez

*Assistant Examiner* — Gino Colan

(74) *Attorney, Agent, or Firm* — Warner Norcross & Judd LLP

(57) **CLAIM**

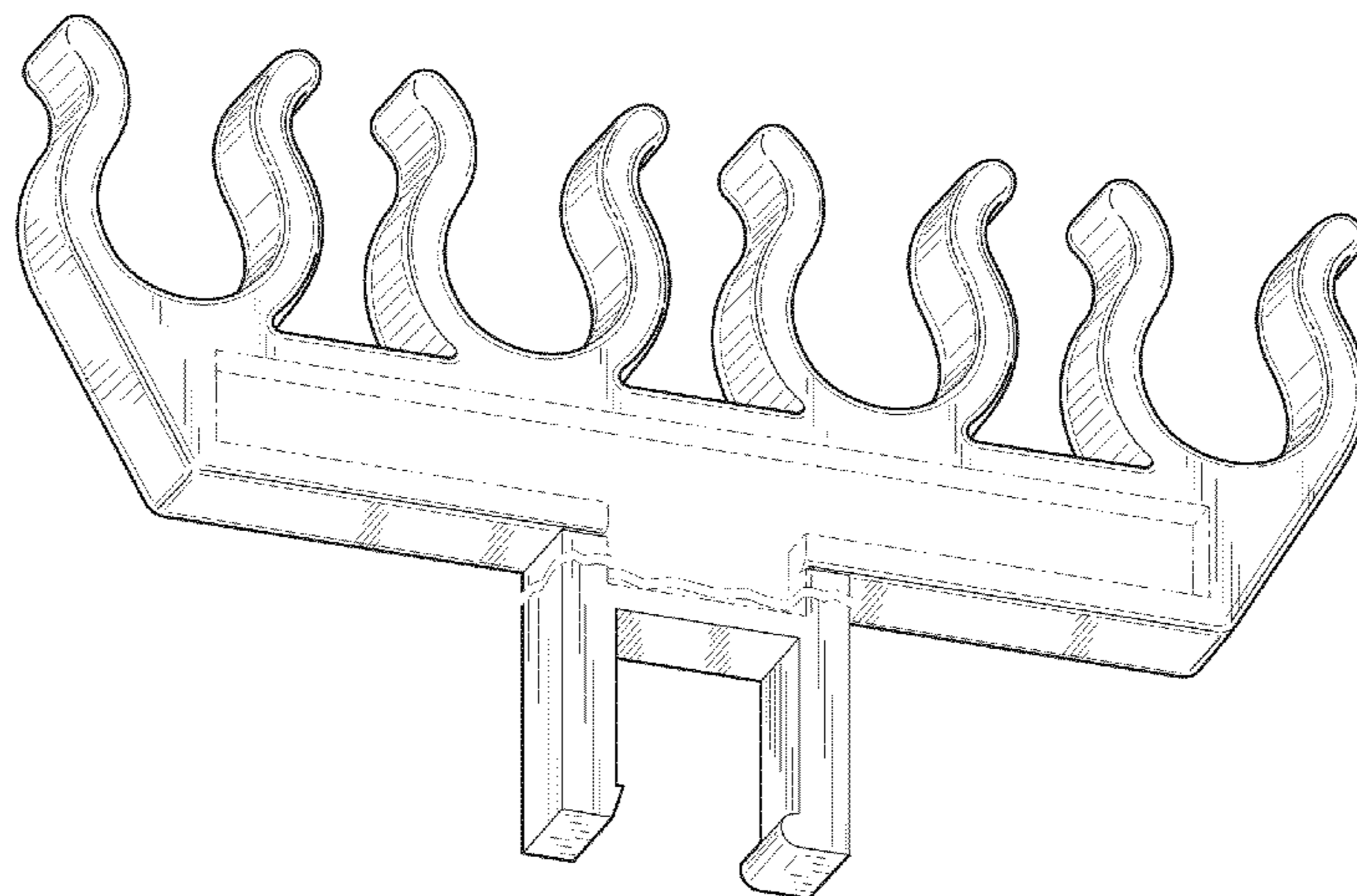
The ornamental design for treestand climbing stick holder, as shown and described.

**DESCRIPTION**

FIG. 1 is a perspective view of the treestand climbing stick holder on a treestand embodying the new design; FIG. 2 is another perspective view thereof; FIG. 3 is a top view thereof; FIG. 4 is a bottom view thereof; FIG. 5 is a right side view thereof, the left side being a mirror image thereof; FIG. 6 is a rear view thereof; and, FIG. 7 is a front view thereof.

The tree stand shown in broken lines in FIG. 1 is included for the purpose of illustrating environment and forms no part of the claimed design. The dash-dot broken lines immediately adjacent the shaded areas on the treestand climbing stick holder in FIGS. 1-7 represent boundaries of the claim and form no part of the claimed design. The treestand climbing stick holder is shown with a symbolic break in its length. The appearance of any portion of the article between the break lines forms no part of the claimed design.

**1 Claim, 4 Drawing Sheets**



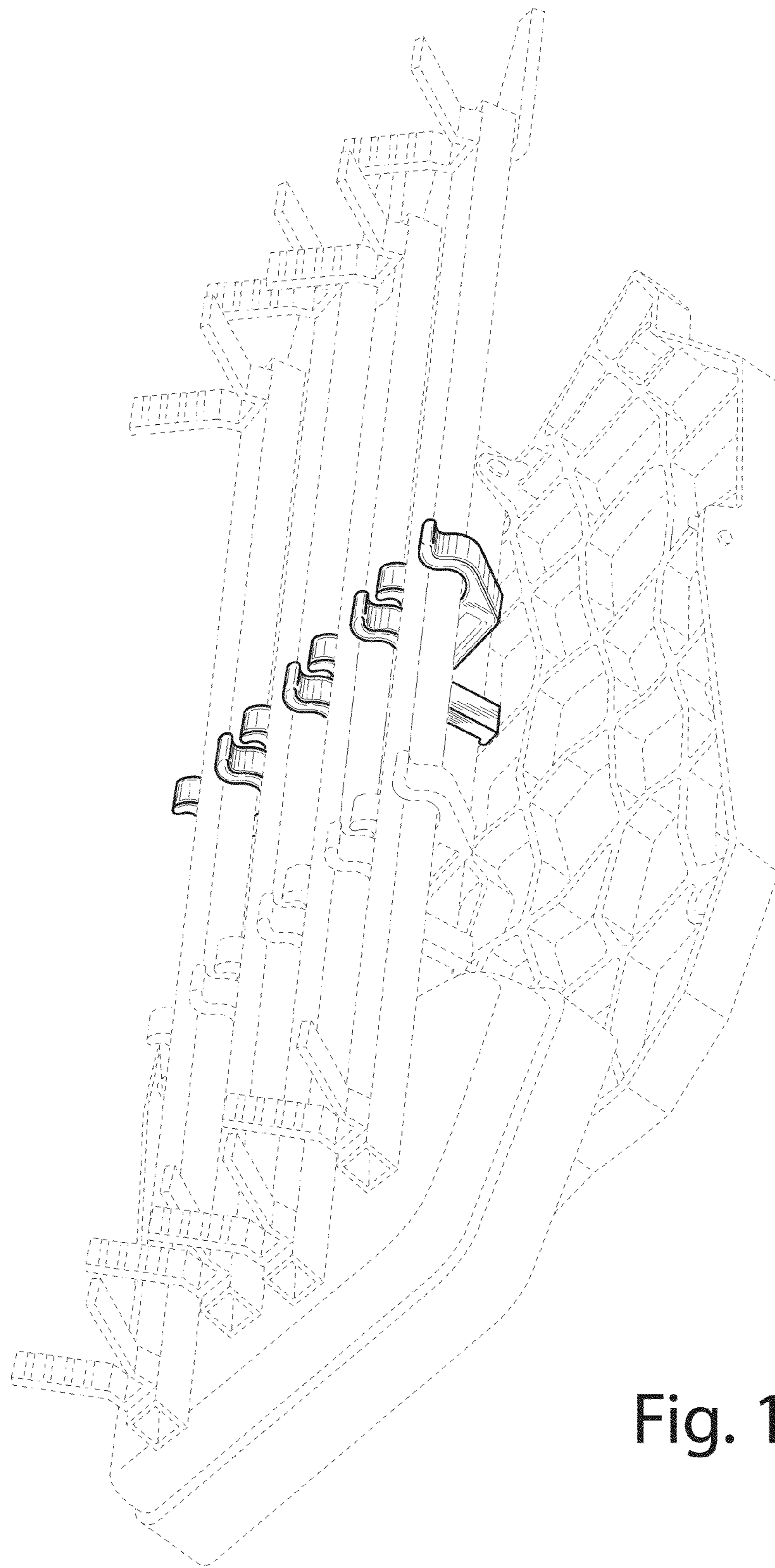


Fig. 1

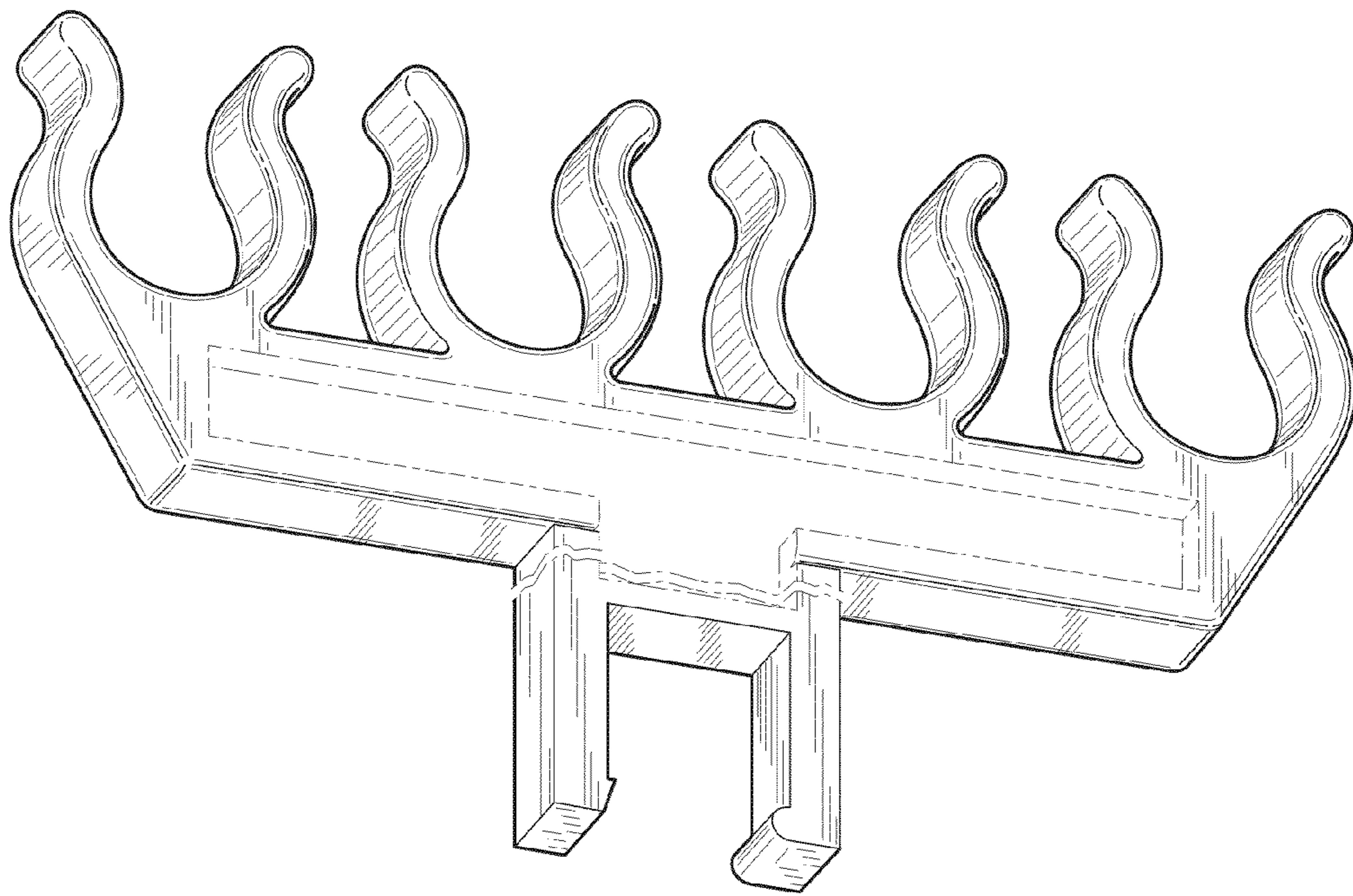


Fig. 2



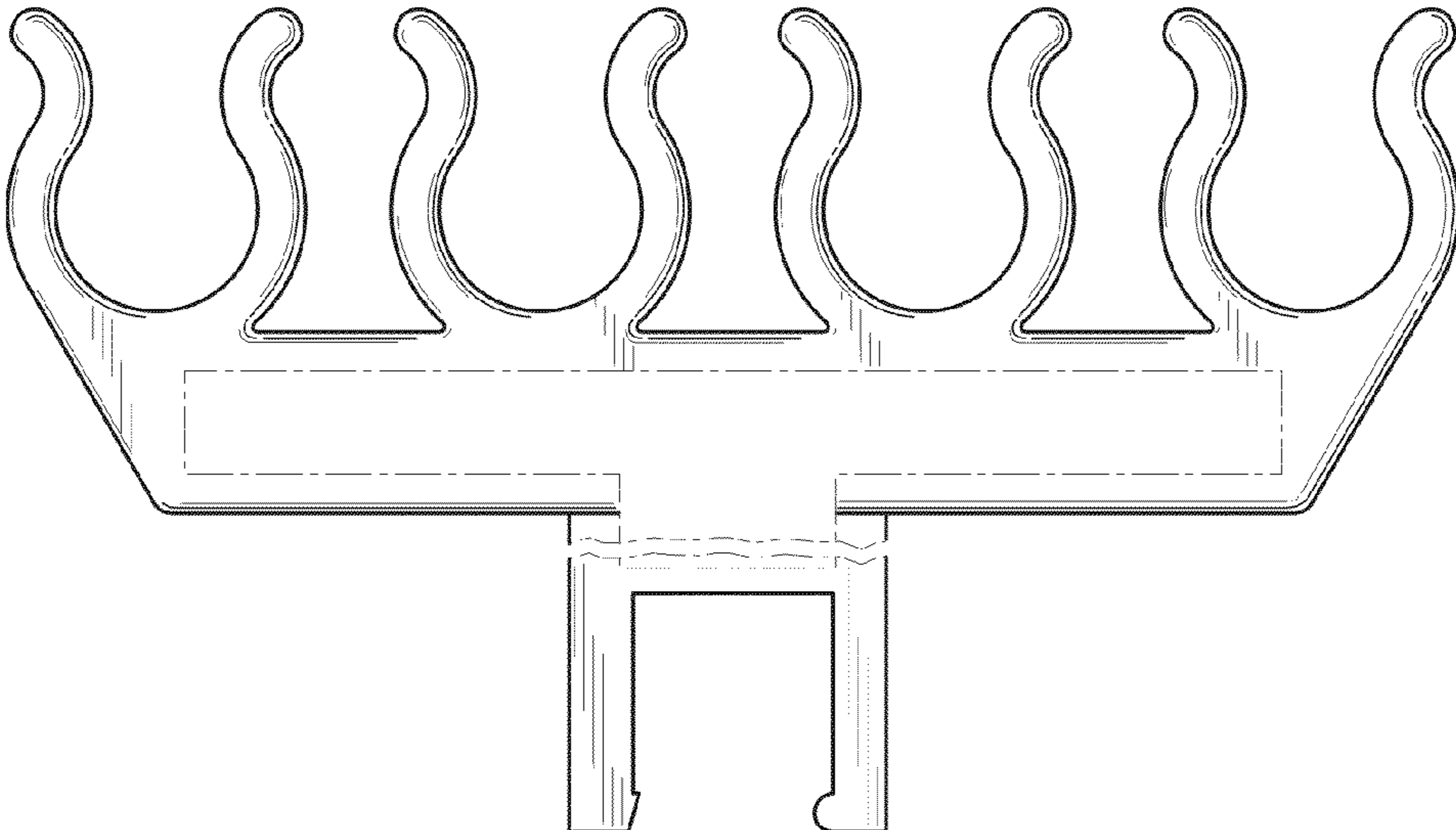


Fig. 3

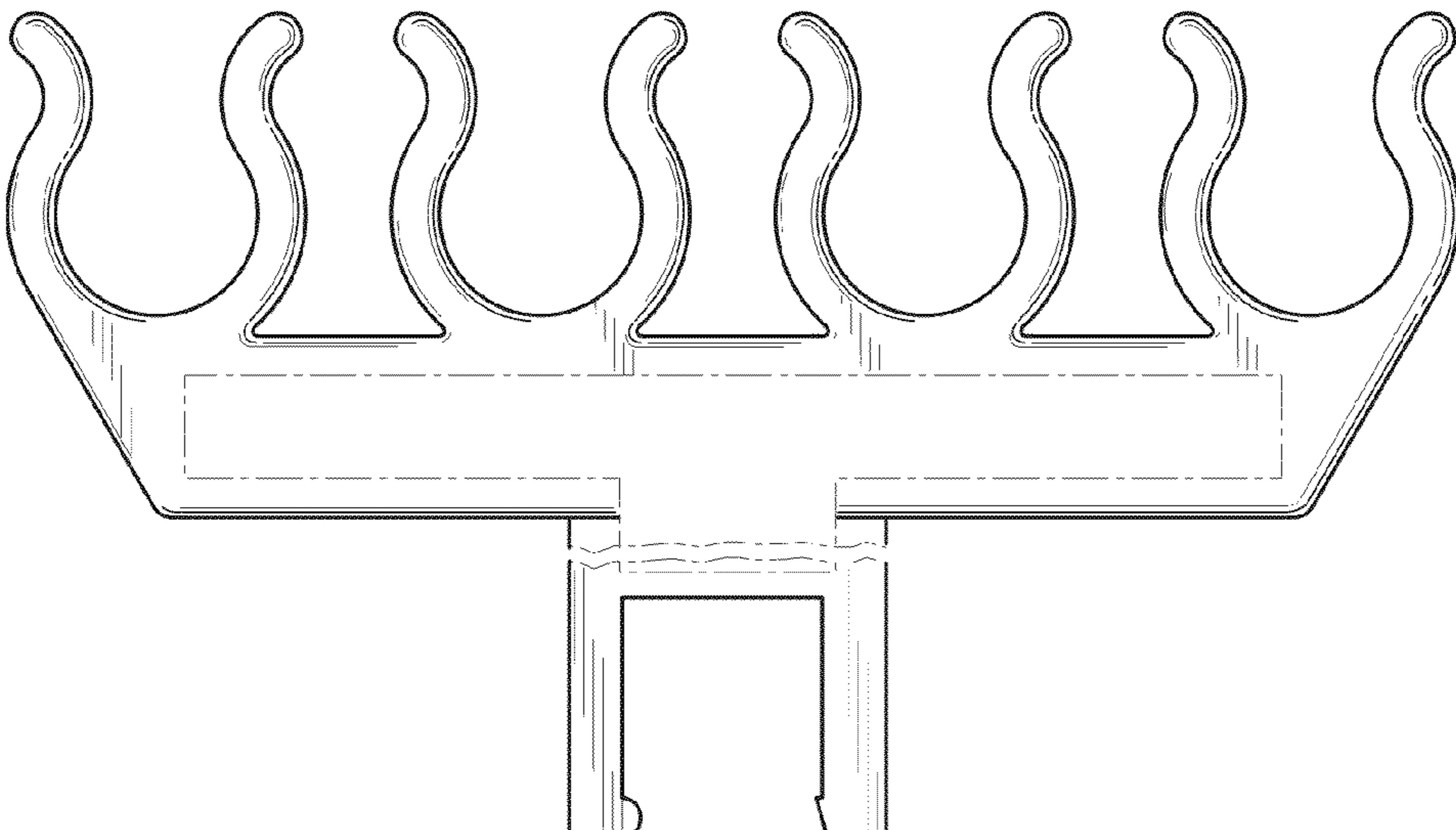


Fig. 4




Fig. 5

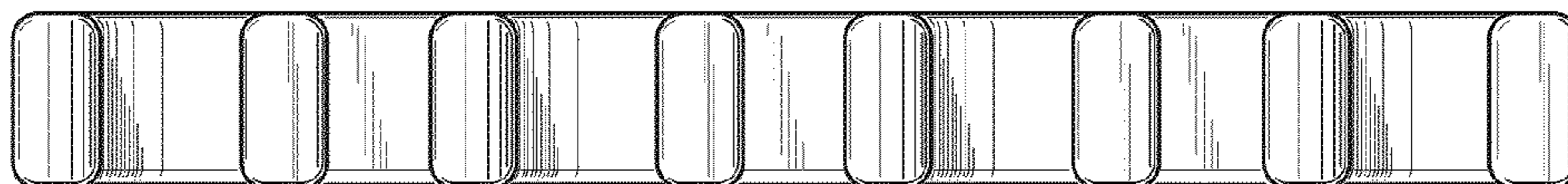


Fig. 6




Fig. 7