



US00D756531S

(12) **United States Design Patent**  
**Hagerty**

(10) **Patent No.:** **US D756,531 S**

(45) **Date of Patent:** **\*\* May 17, 2016**

(54) **POOL RAIL**

(71) Applicant: **Michael J Hagerty**, Tucson, AZ (US)

(72) Inventor: **Michael J Hagerty**, Tucson, AZ (US)

(\*\*) Term: **14 Years**

(21) Appl. No.: **29/504,078**

(22) Filed: **Oct. 1, 2014**

(51) **LOC (10) Cl.** ..... **25-02**

(52) **U.S. Cl.**  
USPC ..... **D25/41.1**

(58) **Field of Classification Search**  
USPC ..... D6/717; D12/115; D25/35, 38.1, 39,  
D25/41.1, 42, 43, 44; 4/504, 506, 511;  
256/1, 59, 63, 64  
CPC ..... E04H 4/144; E06C 9/00; E06C 9/02;  
E06C 9/04; E06C 9/08; E06C 7/181  
See application file for complete search history.

(56) **References Cited**

**U.S. PATENT DOCUMENTS**

- 5,333,323 A \* 8/1994 Aymes ..... E04H 4/144  
182/93
- 6,601,245 B2 \* 8/2003 Weiss ..... E04H 4/144  
182/106
- D589,629 S \* 3/2009 French ..... D25/41.1
- D706,448 S \* 6/2014 Laitta ..... D25/41.1
- D706,449 S \* 6/2014 Laitta ..... D25/41.1
- D706,451 S \* 6/2014 Laitta ..... D25/41.1
- D706,452 S \* 6/2014 Laitta ..... D25/41.1
- D710,122 S \* 8/2014 Skalka ..... D6/370
- D710,139 S \* 8/2014 Skalka ..... D6/717
- D710,624 S \* 8/2014 Skalka ..... D6/370
- D710,625 S \* 8/2014 Skalka ..... D6/370
- D710,626 S \* 8/2014 Skalka ..... D6/370
- D711,174 S \* 8/2014 Skalka ..... D6/717

- D711,175 S \* 8/2014 Skalka ..... D6/717
- D711,176 S \* 8/2014 Skalka ..... D6/717
- D722,921 S \* 2/2015 Skalka ..... D12/115
- D726,473 S \* 4/2015 Skalka ..... D6/717
- D726,474 S \* 4/2015 Skalka ..... D6/717
- D727,669 S \* 4/2015 Skalka ..... D6/717
- D735,091 S \* 7/2015 Slaughenhaupt ..... D12/115

**FOREIGN PATENT DOCUMENTS**

JP D1273449 \* 6/2006

**OTHER PUBLICATIONS**

<http://www.interfab.com/swimming-pool-ladders-and-rails/Designer-Series/Economy-Grab-Rail.aspx> Available Sep. 7, 2015.\*

\* cited by examiner

*Primary Examiner* — Susan Bennett Hattan

*Assistant Examiner* — Leanne Was

(74) *Attorney, Agent, or Firm* — Joseph W Mott; Hartman Titus PLC

(57) **CLAIM**

The ornamental design for a pool rail, as shown and described.

**DESCRIPTION**

FIG. 1 is a perspective view of a pool rail, showing my new design.

FIG. 2 is a front elevation view of the pool rail of FIG. 1. The opposing rear elevation view is a mirror image of the illustrated view.

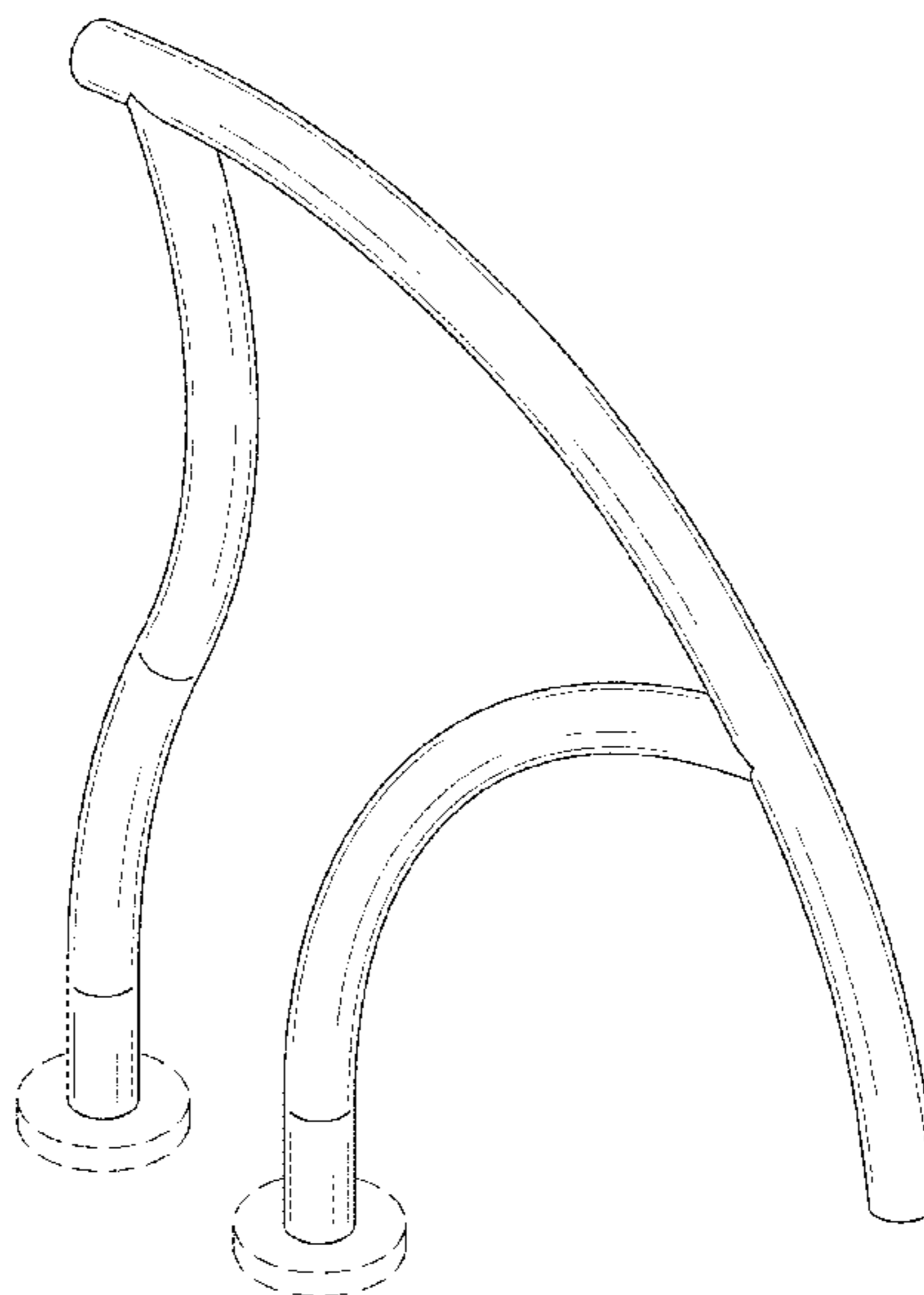
FIG. 3 is a top plan view of the pool rail of FIG. 1.

FIG. 4 is a bottom plan view of the pool rail of FIG. 1.

FIG. 5 is a left side elevation view of the pool rail of FIG. 1; and,

FIG. 6 is a right side elevation view of the pool rail of FIG. 1.

**1 Claim, 4 Drawing Sheets**



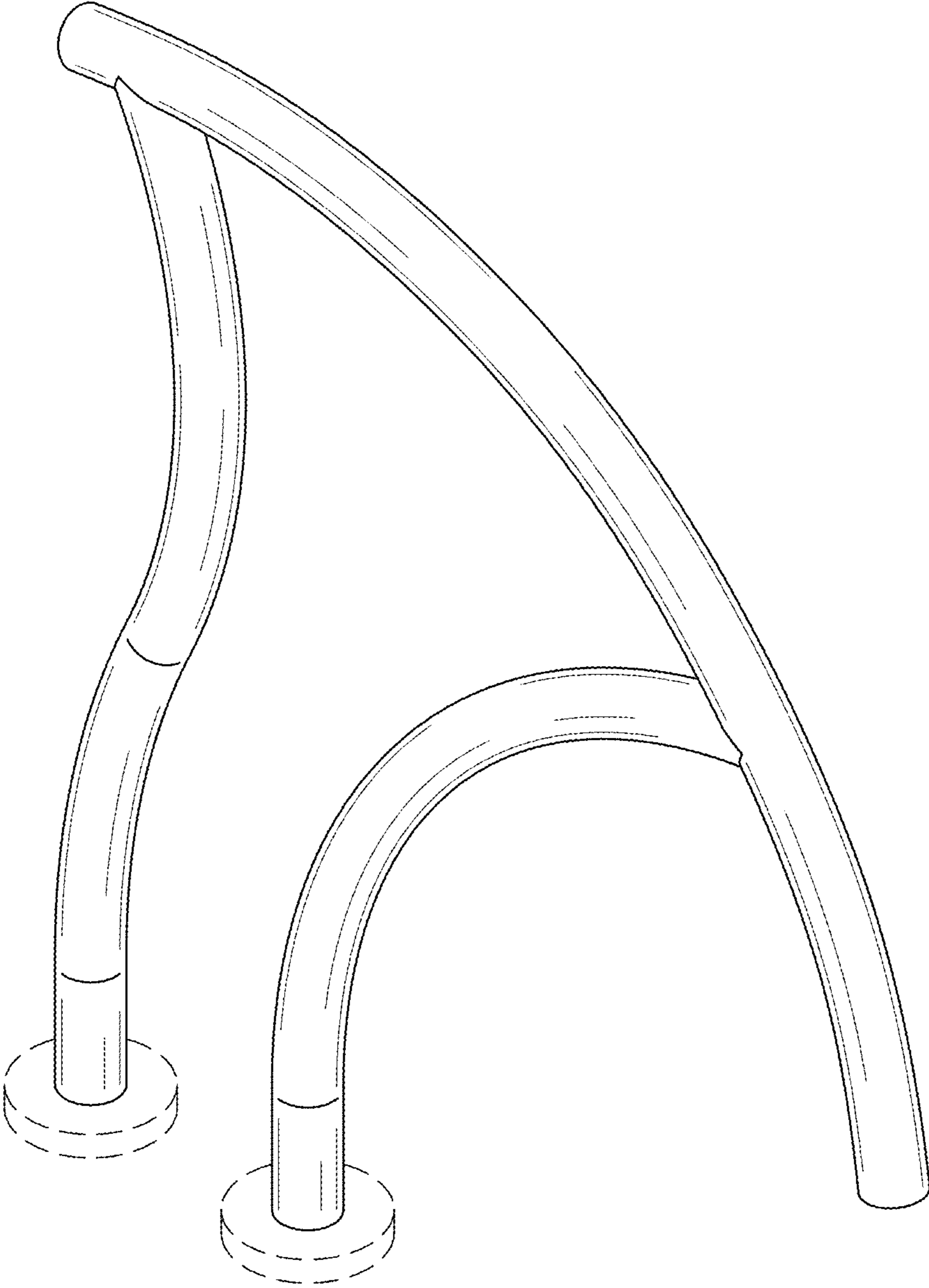
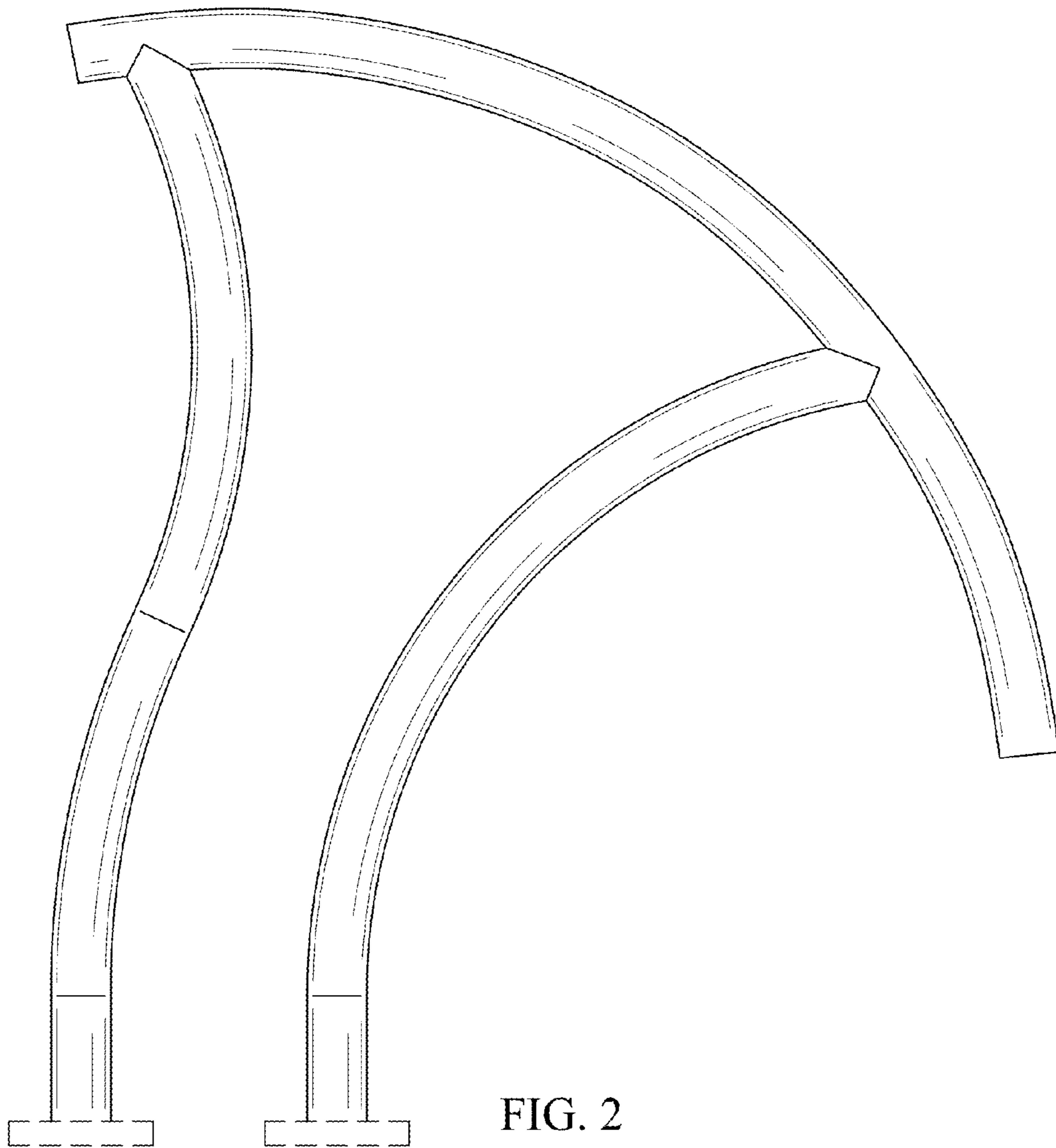


FIG. 1



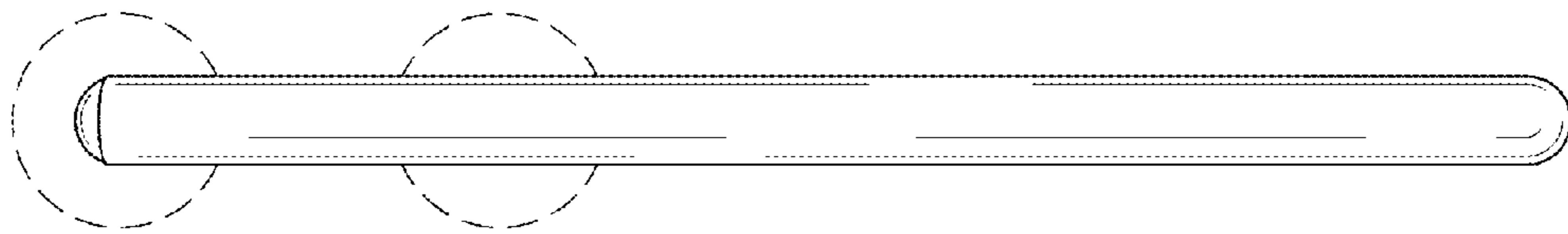


FIG. 3

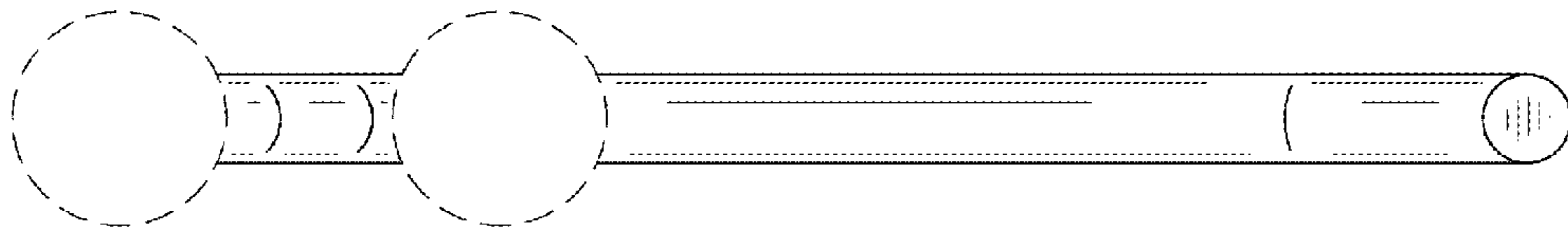


FIG. 4

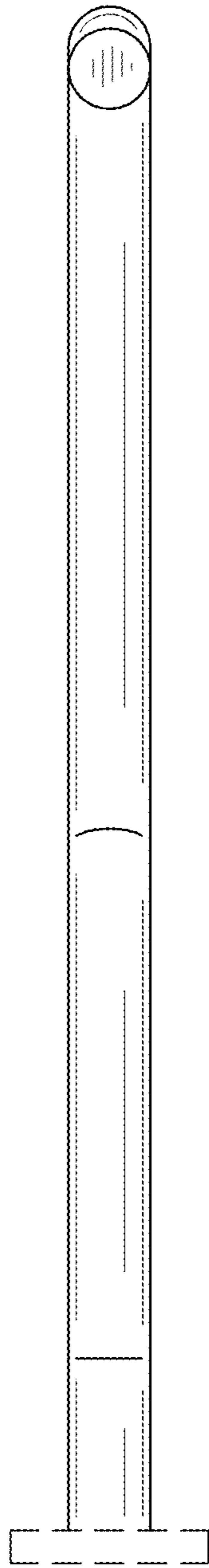


FIG. 5

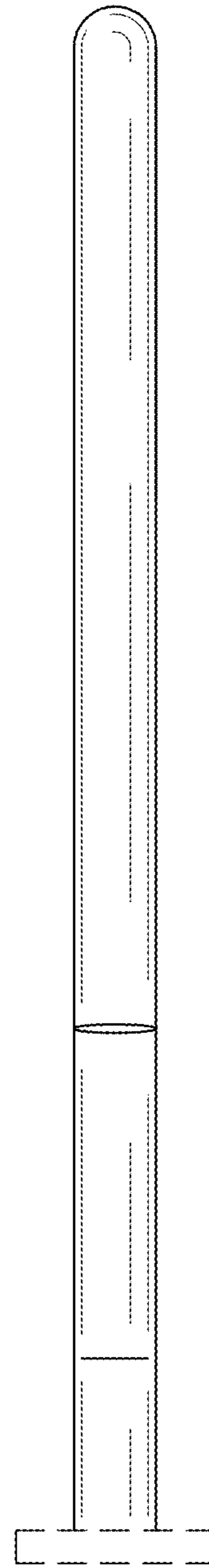


FIG. 6