



US00D756511S

(12) **United States Design Patent**
Haines et al.

(10) **Patent No.:** **US D756,511 S**
(45) **Date of Patent:** **** May 17, 2016**

(54) **INTRODUCER**

(71) Applicant: **NORTHWOOD MEDICAL
INNOVATION LIMITED**, London
(GB)
(72) Inventors: **Marie-Claire Haines**, Oxfordshire
(GB); **Norbert Kang**, Middlesex (GB)
(73) Assignee: **NORTHWOOD MEDICAL
INNOVATION LIMITED**, London
(GB)
(**) Term: **14 Years**

(21) Appl. No.: **29/504,473**

(22) Filed: **Oct. 7, 2014**

(51) **LOC (10) Cl.** **24-02**

(52) **U.S. Cl.**
USPC **D24/130**

(58) **Field of Classification Search**
USPC D24/127-131, 112-114, 133, 186;
606/181, 185; 604/264, 523-528, 272,
604/187, 158, 164.01-164.11, 181, 184,
604/227; 600/101, 139, 143; 128/200.24,
128/207.14, 207.15
CPC . A61M 25/065; A61M 5/42; A61M 25/0612;
A61M 25/00; A61M 39/00; A61M 27/00;
A61M 25/0043; A61M 25/0067; A61M
25/0097; A61F 2/958

See application file for complete search history.

(56) **References Cited**

U.S. PATENT DOCUMENTS

D459,807 S *	7/2002	Webb	D24/133
D497,427 S *	10/2004	Hickingbotham	D24/133
D668,330 S *	10/2012	Rueckert	D24/114
D670,380 S *	11/2012	Sapalev	D24/133
D679,010 S *	3/2013	Kitayama	D24/133
D685,907 S *	7/2013	Park	D24/133
8,540,624 B2 *	9/2013	Bissinger	A61B 17/2909 600/101
D692,560 S *	10/2013	Kaercher	D24/133
D698,920 S *	2/2014	Strobel	D24/133
D708,742 S *	7/2014	Dallemagne	D24/133
D709,190 S *	7/2014	Gilreath	D24/133
D717,949 S *	11/2014	Peschke	D24/133
D736,920 S *	8/2015	Lee	D24/133

* cited by examiner

Primary Examiner — David Muller

(74) *Attorney, Agent, or Firm* — Maine Cernota & Rardin

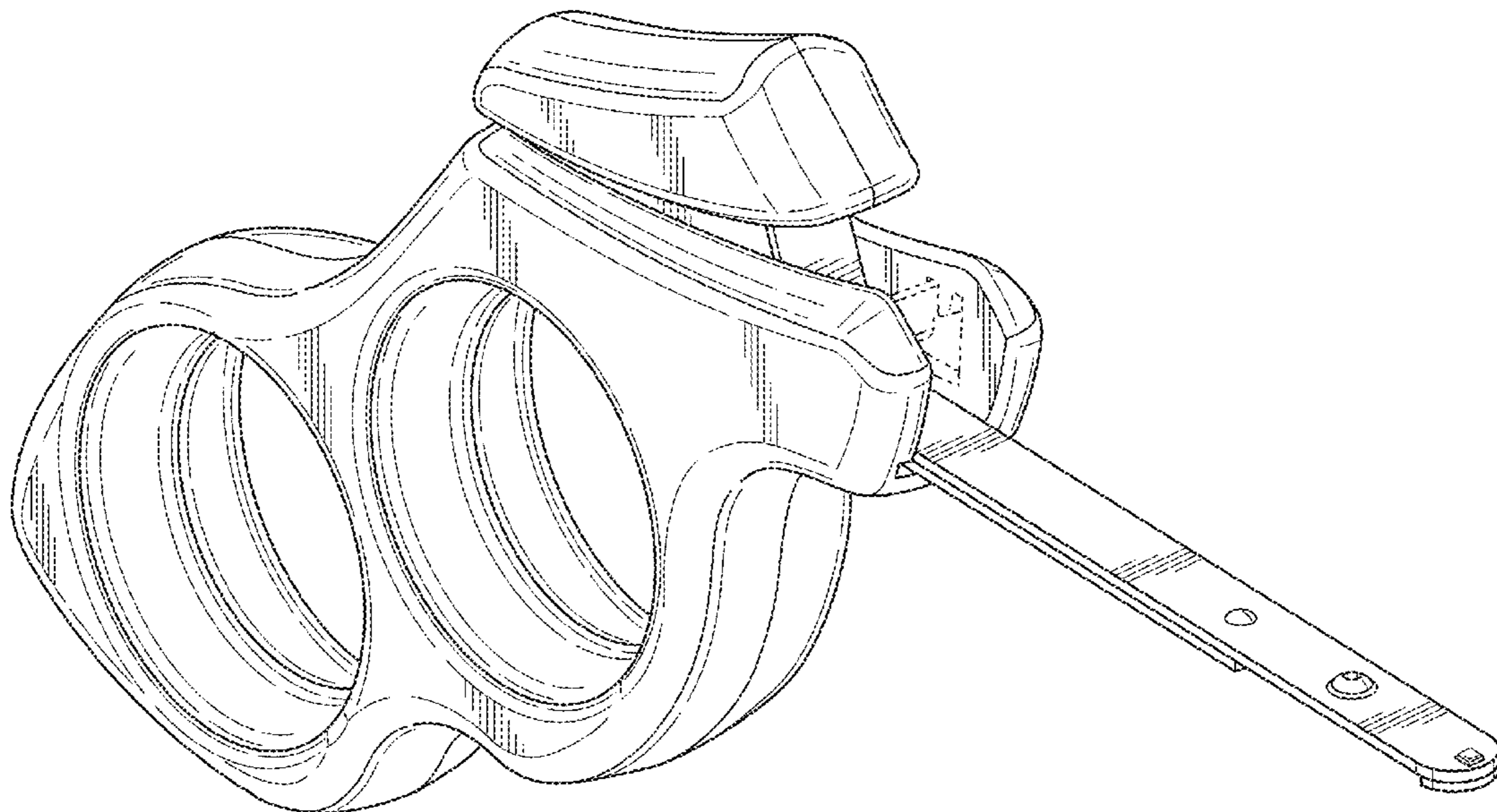
(57) **CLAIM**

The ornamental design for an introducer, as shown and described.

DESCRIPTION

FIG. 1 is a front, top, right side perspective view of an embodiment of the introducer, showing our new design; FIG. 2 is a left side elevation view thereof; FIG. 3 is a bottom view thereof; FIG. 4 is a top view thereof; FIG. 5 is a front elevation view thereof; FIG. 6 is a rear elevation view thereof; and, FIG. 7 is a rear, top, left side perspective view thereof. The broken line portions of the figures are included to show unclaimed subject matter only and form no part of the claimed design.

1 Claim, 7 Drawing Sheets



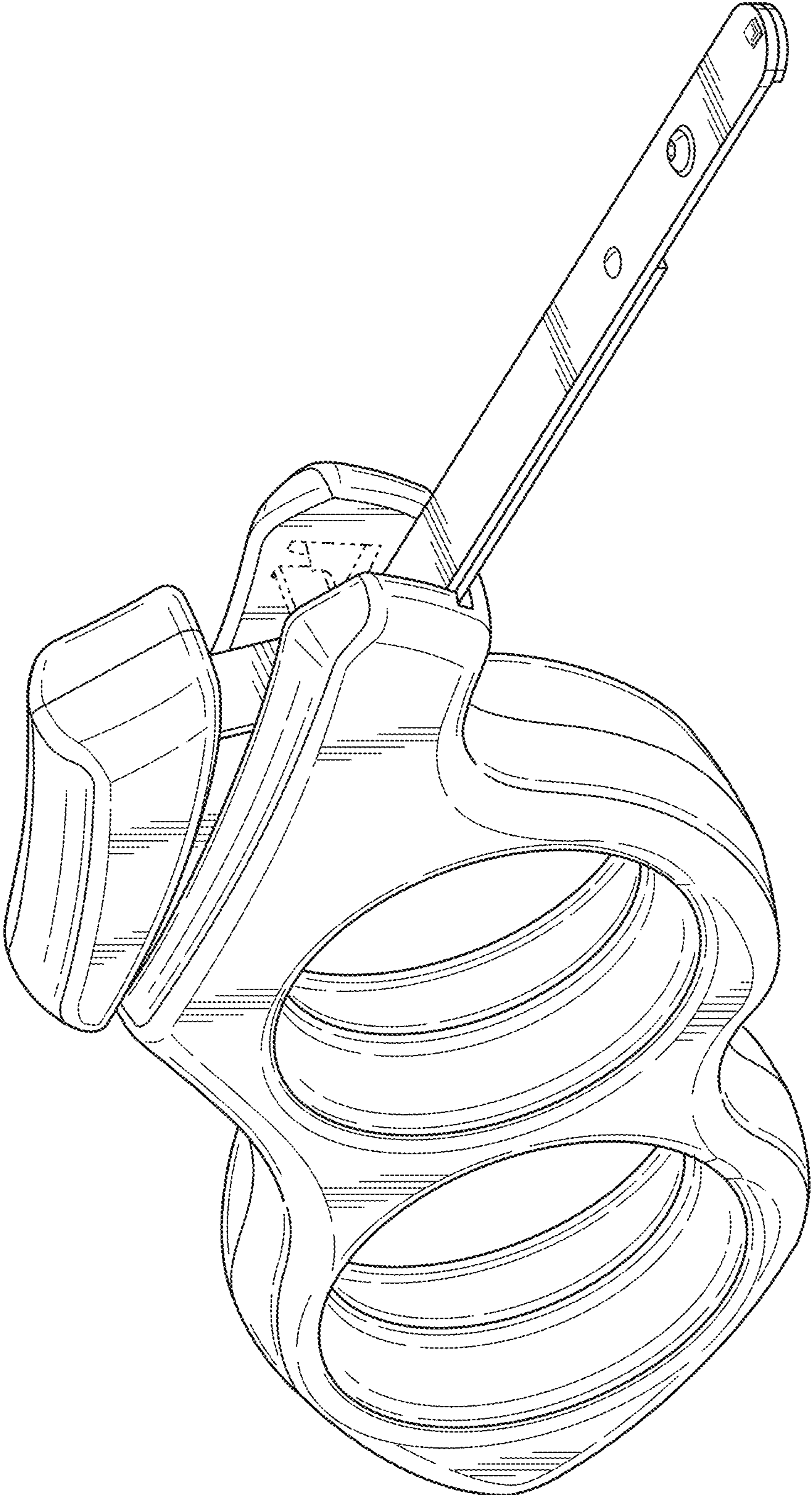


FIG. 1

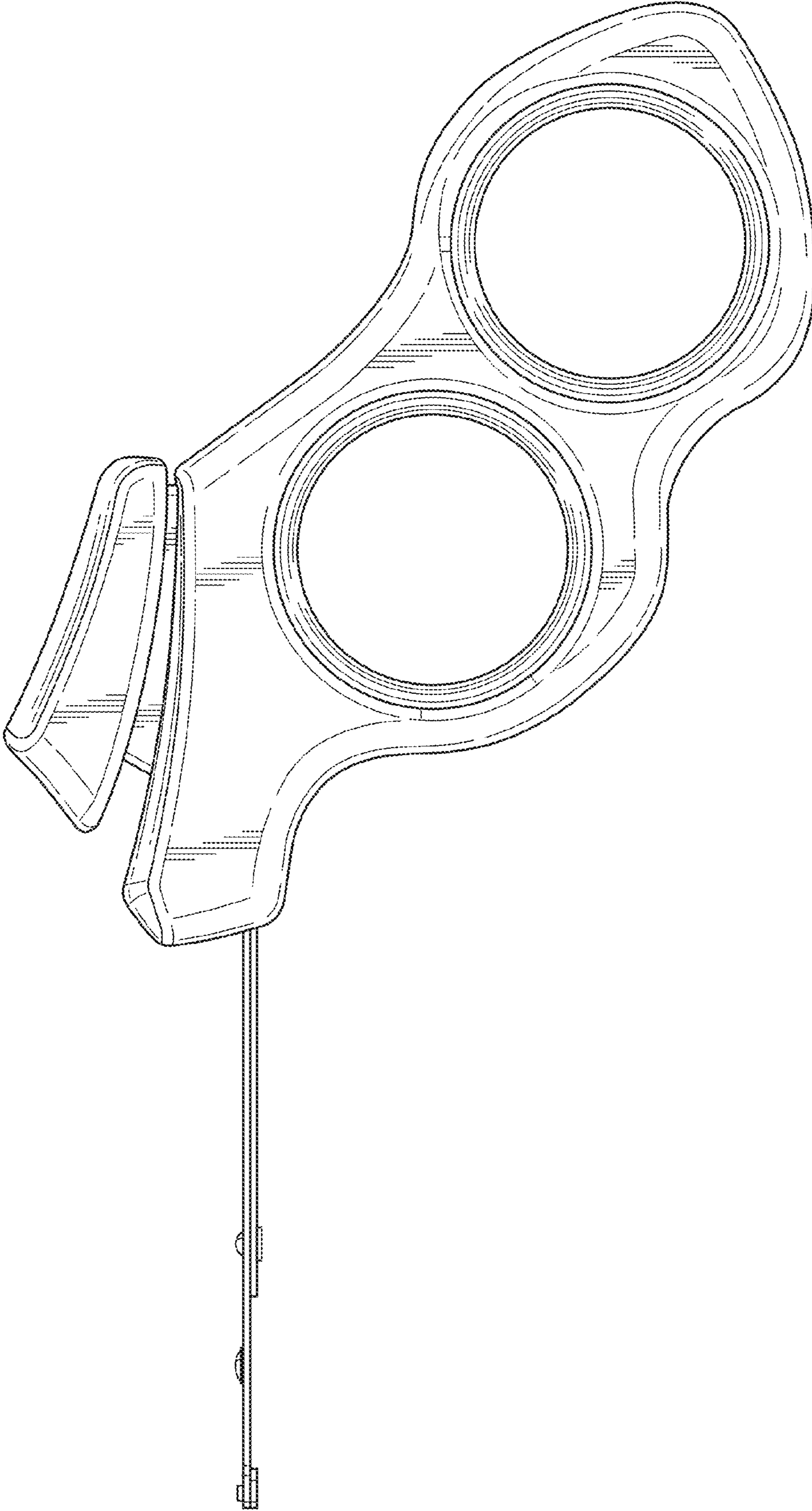


FIG. 2

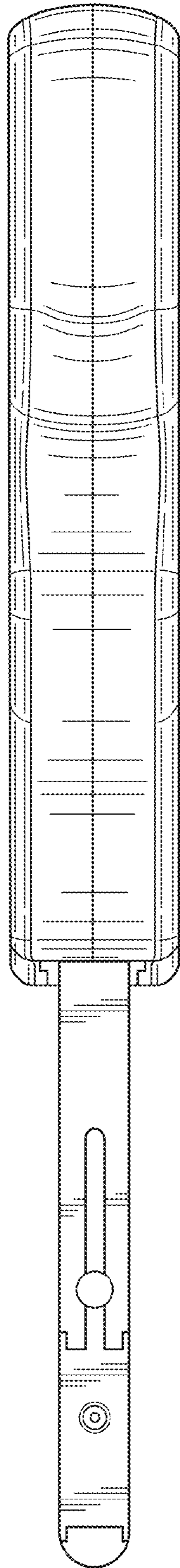


FIG. 3

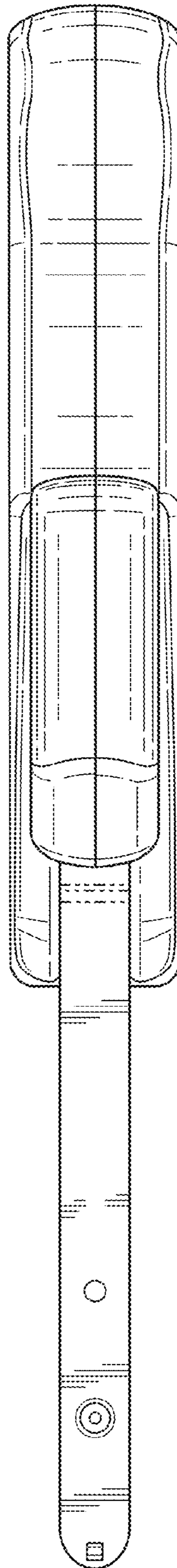


FIG. 4

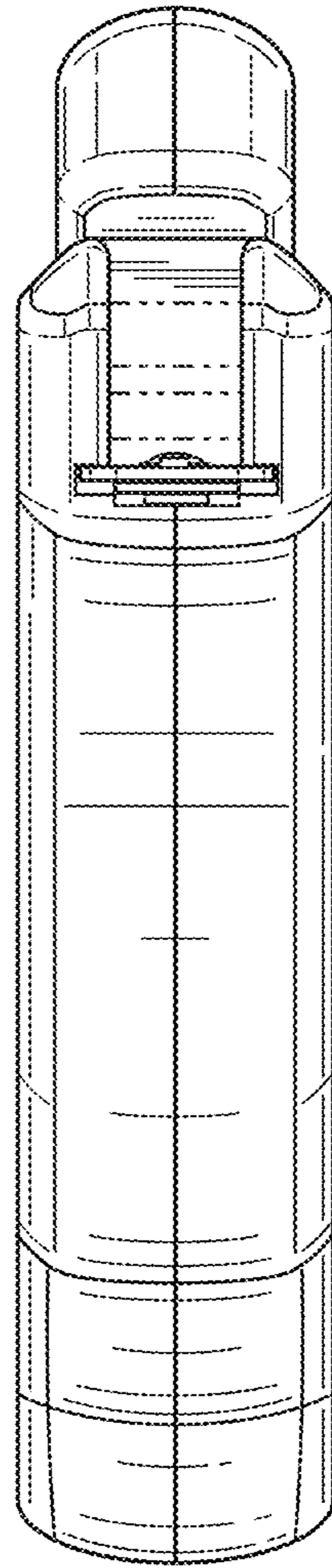


FIG. 5

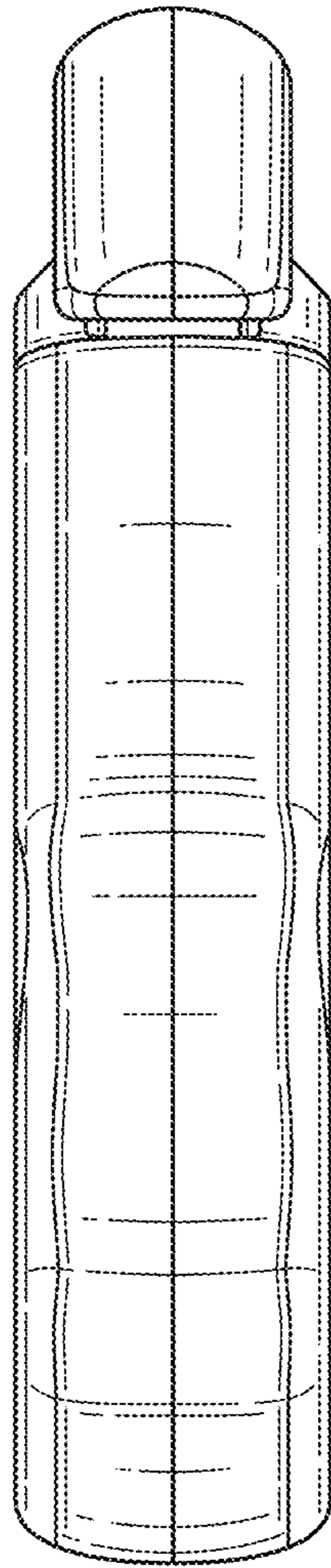


FIG. 6




FIG. 7