



US00D756502S

(12) **United States Design Patent**
Lee et al.

(10) **Patent No.:** **US D756,502 S**
(45) **Date of Patent:** **** May 17, 2016**

(54) **GAS DIFFUSER ASSEMBLY**

(71) Applicant: **Applied Materials, Inc.**, Santa Clara, CA (US)

(72) Inventors: **Dongsuh Lee**, Gilroy, CA (US); **Beom Soo Park**, San Jose, CA (US); **Yi Cui**, San Jose, CA (US); **William N. Sterling**, Santa Clara, CA (US)

(73) Assignee: **Applied Materials, Inc.**, Santa Clara, CA (US)

(**) Term: **14 Years**

(21) Appl. No.: **29/461,403**

(22) Filed: **Jul. 23, 2013**

(51) **LOC (10) Cl.** **23-04**

(52) **U.S. Cl.**

USPC **D23/388**

(58) **Field of Classification Search**

USPC D23/314, 325, 329, 333, 334, 335, 342, D23/355, 356, 358, 359, 386, 387, 388, 389, D23/390, 391; D14/168, 172, 194, 195, D14/196, 204, 207, 214, 225, 241, 255, D14/356; D13/101, 102, 118, 121, 123, D13/129, 133, 180

CPC F01D 25/00; F01D 25/30; F01D 9/02; F23R 3/00; F24F 13/06; C23C 16/5096; C23C 16/455; H04R 9/06; H04R 9/08

See application file for complete search history.

(56) **References Cited**

U.S. PATENT DOCUMENTS

D247,974 S * 5/1978 Wheeler D23/359
D257,059 S * 9/1980 Schade D23/335
D298,771 S * 11/1988 DeMars D23/314
D362,056 S * 9/1995 Grandinetti D23/318
D362,059 S * 9/1995 Wojcik D23/393
D451,987 S * 12/2001 Flanagan et al. D23/325

D478,977 S * 8/2003 Snyder D23/388
D532,881 S * 11/2006 Ching D23/335
D534,262 S * 12/2006 Rho D23/355
7,147,718 B2 12/2006 Jurgensen et al.
D538,422 S * 3/2007 Hooijmaaijers D23/387
D541,274 S * 4/2007 Wang D14/356
D541,927 S * 5/2007 Yamanaka et al. D23/388
D568,460 S * 5/2008 Jacak et al. D23/388

(Continued)

FOREIGN PATENT DOCUMENTS

CN 102586755 A 7/2012
JP 2012-28732 2/2012
TW 201321549 6/2013

OTHER PUBLICATIONS

Taiwan Search Report of Taiwan Application No. 102306034 dated Apr. 7, 2014.

(Continued)

Primary Examiner — Eric Goodman

Assistant Examiner — Bao-Yen Nguyen

(74) *Attorney, Agent, or Firm* — Dugan & Dugan, PC

(57) **CLAIM**

The ornamental design for a gas diffuser assembly, as shown and described.

DESCRIPTION

FIG. 1 is a side elevational view of a gas diffuser assembly showing our new design, the opposite side being a mirror image thereof;

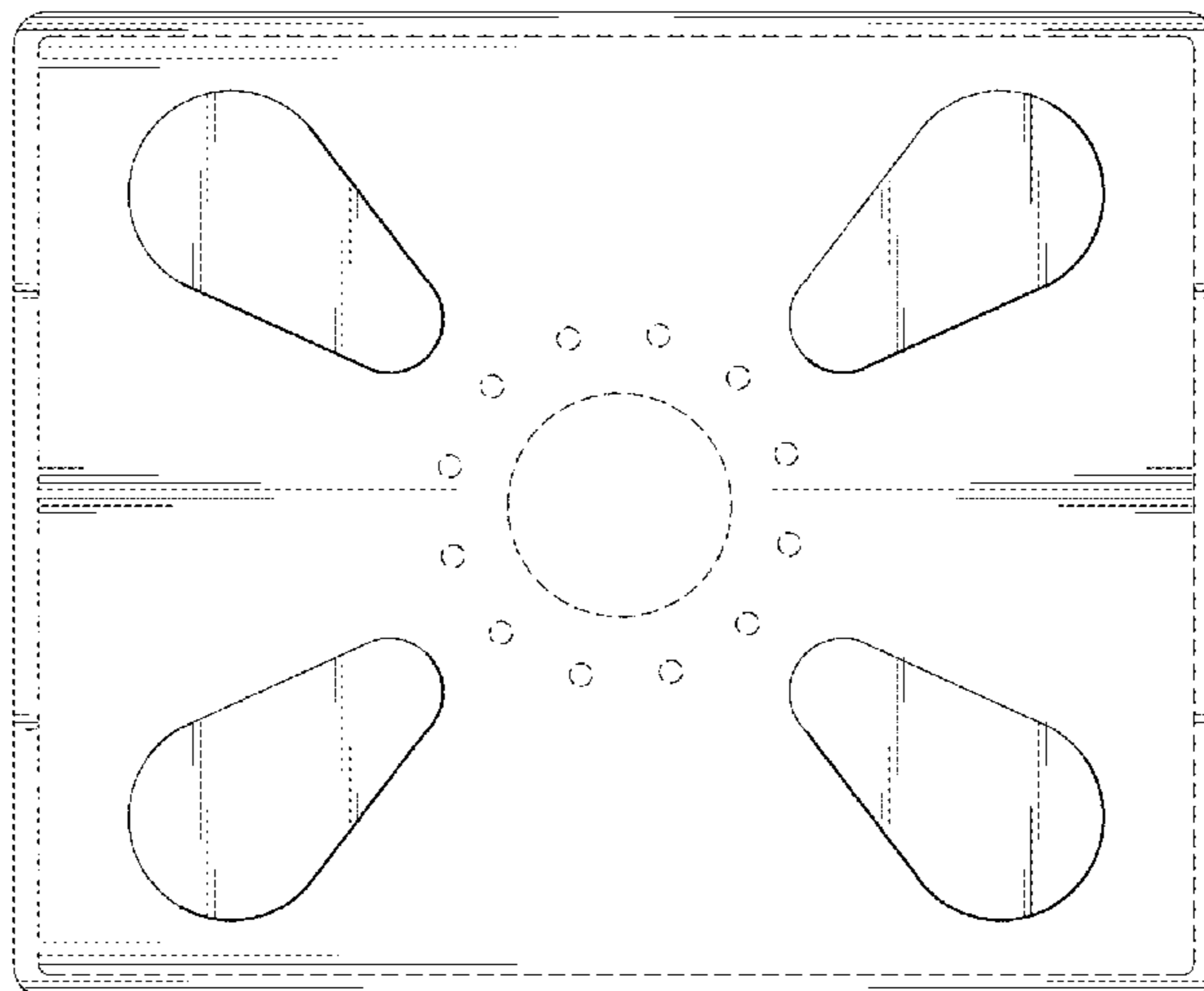
FIG. 2 is a bottom view thereof;

FIG. 3 is a top view thereof; and,

FIG. 4 is a front elevational view, the opposite (back) side being a mirror image thereof.

In all views, the broken lines depict portions of the article that form no part of the claimed design.

1 Claim, 2 Drawing Sheets



(56)

References Cited

U.S. PATENT DOCUMENTS

D569,492 S * 5/2008 Zakula et al. D23/388
D575,860 S * 8/2008 Wu D23/366
D587,706 S * 3/2009 Maiers et al. D14/356
D589,605 S * 3/2009 Reedy et al. D23/388
D597,653 S * 8/2009 Calkins D23/388
D618,332 S * 6/2010 Kimura et al. D23/388
D625,722 S * 10/2010 Park D14/365
D629,794 S * 12/2010 Aarrestad D14/225
D649,966 S * 12/2011 Chiu D14/341
D667,162 S * 9/2012 Choi et al. D26/89
D678,995 S * 3/2013 Hoshino et al. D23/388

D680,946 S 4/2013 Anwar et al.
D685,346 S * 7/2013 Szymanski et al. D14/214
2009/0136665 A1 5/2009 Choi et al.
2010/0311249 A1 12/2010 White et al.
2012/0174866 A1 7/2012 Huh et al.
2014/0030056 A1 1/2014 Lee et al.

OTHER PUBLICATIONS

International Search Report of International Patent Application No.
PCT/US2013/051572 mailed Nov. 21, 2013.
International Preliminary Report on Patentability of International
Patent Application No. PCT/US2013/051572 mailed Feb. 5, 2015.

* cited by examiner

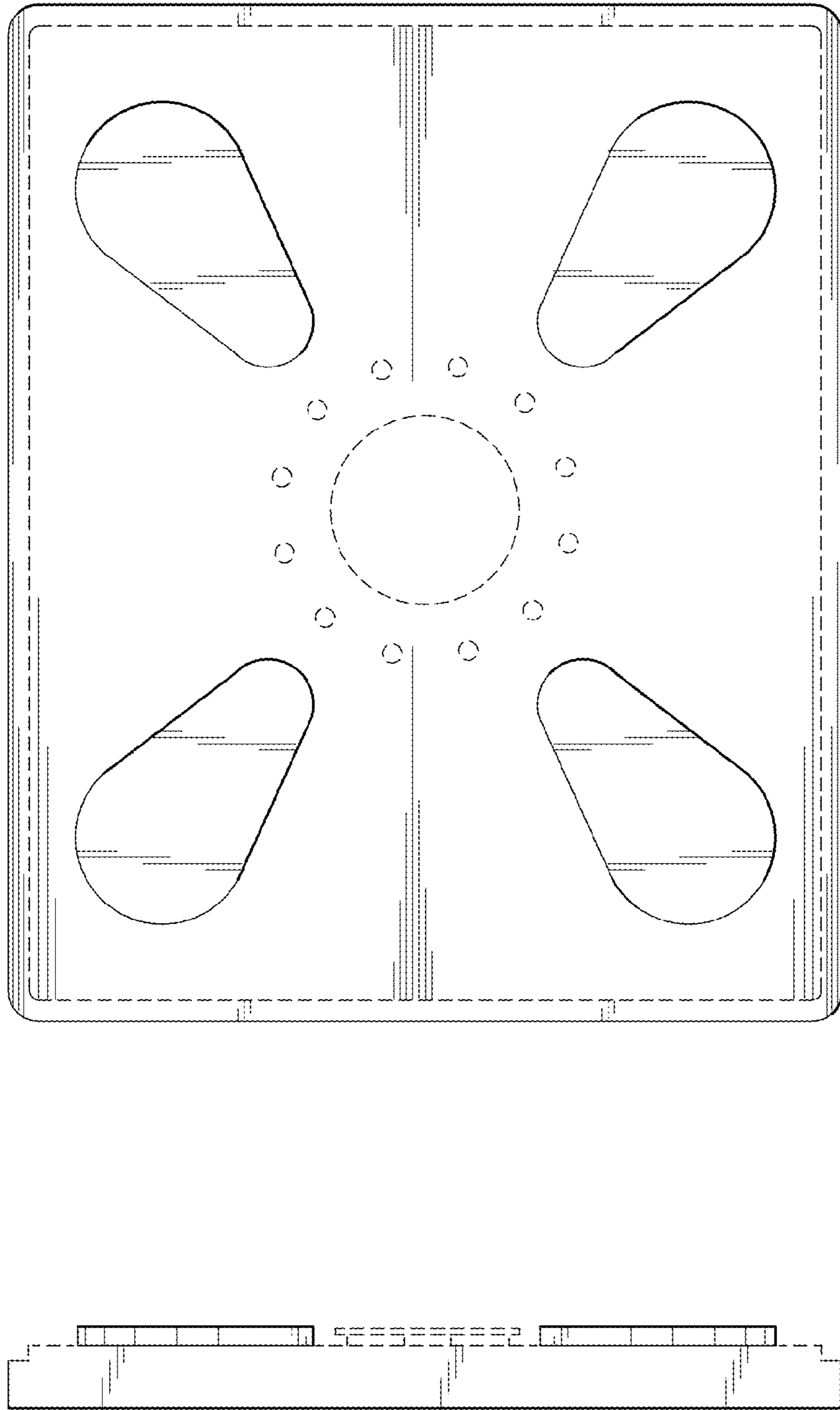


FIG. 1

FIG. 2

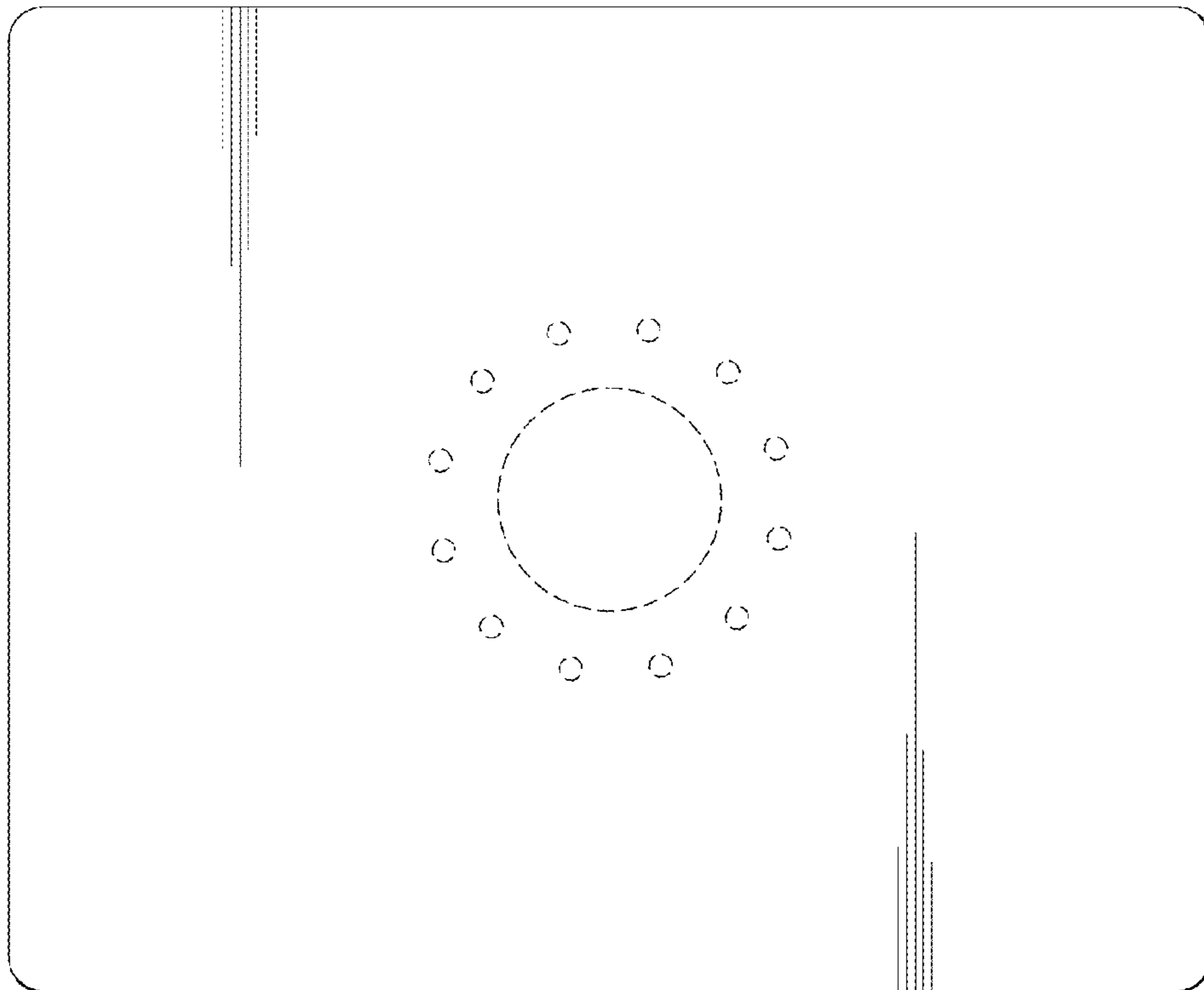


FIG. 3




FIG. 4