



US00D756498S

(12) **United States Design Patent**
Norman et al.

(10) **Patent No.:** **US D756,498 S**
(45) **Date of Patent:** **** May 17, 2016**

(54) **AIR PURIFIER**

(56) **References Cited**

(71) Applicant: **The Procter & Gamble Company**,
Cincinnati, OH (US)
(72) Inventors: **Joshua James Norman**, Cincinnati, OH
(US); **Paul Edward Backett**, Portland,
OR (US); **Emily Nicole Bayer**, Cleves,
OH (US)
(73) Assignee: **The Procter & Gamble Company**,
Cincinnati, OH (US)

U.S. PATENT DOCUMENTS

D354,126 S 1/1995 Clawson et al.
D359,654 S 6/1995 Westgerdes
D389,905 S 1/1998 Montague et al.
D401,316 S 11/1998 Allen et al.
D438,606 S 3/2001 Jackson
D465,385 S 11/2002 Miller
D481,112 S 10/2003 Best et al.
D482,435 S 11/2003 Kawakami et al.
D505,294 S 5/2005 Gauss
D508,185 S 8/2005 Gauss
D519,380 S 4/2006 Leoncavallo et al.

(Continued)

(**) Term: **15 Years**

OTHER PUBLICATIONS

(21) Appl. No.: **29/539,746**

U.S. Appl. No. 29/476,404, filed Dec. 13, 2013, Joshua James Norman.

(22) Filed: **Sep. 17, 2015**

(Continued)

Related U.S. Application Data

(62) Division of application No. 29/476,404, filed on Dec. 13, 2013.

(51) **LOC (10) Cl.** **23-04**

(52) **U.S. Cl.**
USPC **D23/355**

(58) **Field of Classification Search**

USPC D23/314, 325, 329, 333, 334, 335, 342,
D23/355, 356, 358, 359, 364, 386, 387, 388,
D23/389, 390, 391; D7/396.2, 510, 511;
D9/530, 535

CPC A61L 9/00; A61L 9/20; A61L 9/205;
A61L 9/01; A61L 9/015; A61L 9/14; A61L
9/16; F24F 1/00; F24F 3/16; F24F 3/166;
F24F 3/1603; F24F 3/14; F24F 3/12; F24F
7/00; B03C 1/00; B03C 3/32; B03C 3/15;
B03C 3/155; B03C 3/16; B01D 23/00

See application file for complete search history.

Primary Examiner — Eric Goodman

Assistant Examiner — Bao-Yen Nguyen

(74) *Attorney, Agent, or Firm* — Abbey A. Lopez; Amy I. Ahn-Roll


(57) **CLAIM**

The ornamental design for an air purifier, as shown and described.

DESCRIPTION

FIG. 1 is a top perspective view of an air purifier;
FIG. 2 is a bottom perspective view thereof;
FIG. 3 is a front view thereof;
FIG. 4 is a right side view thereof;
FIG. 5 is a rear view thereof;
FIG. 6 is a left side view thereof;
FIG. 7 is a top view thereof; and,
FIG. 8 is a bottom view thereof.
The broken lines depict portions of the air purifier and form no part of the claimed design.

1 Claim, 7 Drawing Sheets



(56)

References Cited

U.S. PATENT DOCUMENTS

D536,431 S * 2/2007 Campbell D23/356
 D538,597 S 3/2007 Kim
 D556,878 S 12/2007 Radtke et al.
 D558,869 S 1/2008 Bushee
 D564,080 S 3/2008 Chen
 D565,713 S 4/2008 Gao
 D571,147 S 6/2008 Rohe
 D583,035 S 12/2008 Gao
 D592,905 S 5/2009 Pinelli et al.
 D596,459 S 7/2009 Ghiassi
 D648,016 S 11/2011 Choi et al.
 D682,406 S 5/2013 Yeom
 D683,581 S 6/2013 Archer
 D685,606 S 7/2013 Keys et al.
 D704,320 S 5/2014 Li
 D707,338 S 6/2014 Ediger et al.

8,801,667 B2 * 8/2014 Taylor A61M 3/0258
 604/118
 D714,154 S 9/2014 Keeler
 D718,572 S 12/2014 Sturgess
 D724,384 S 3/2015 Donovan et al.
 D724,895 S 3/2015 Kawase et al.
 2007/0167124 A1 * 7/2007 Gotoh A61L 9/22
 454/155
 2007/0234691 A1 * 10/2007 Han A47L 9/1608
 55/457
 2008/0028940 A1 * 2/2008 Han B01D 45/16
 96/417
 2009/0038480 A1 2/2009 Garman et al.
 2012/0180666 A1 7/2012 Lim et al.

OTHER PUBLICATIONS

U.S. Appl. No. 29/539,734, filed Sep. 17, 2015, Joshua James Norman.

* cited by examiner

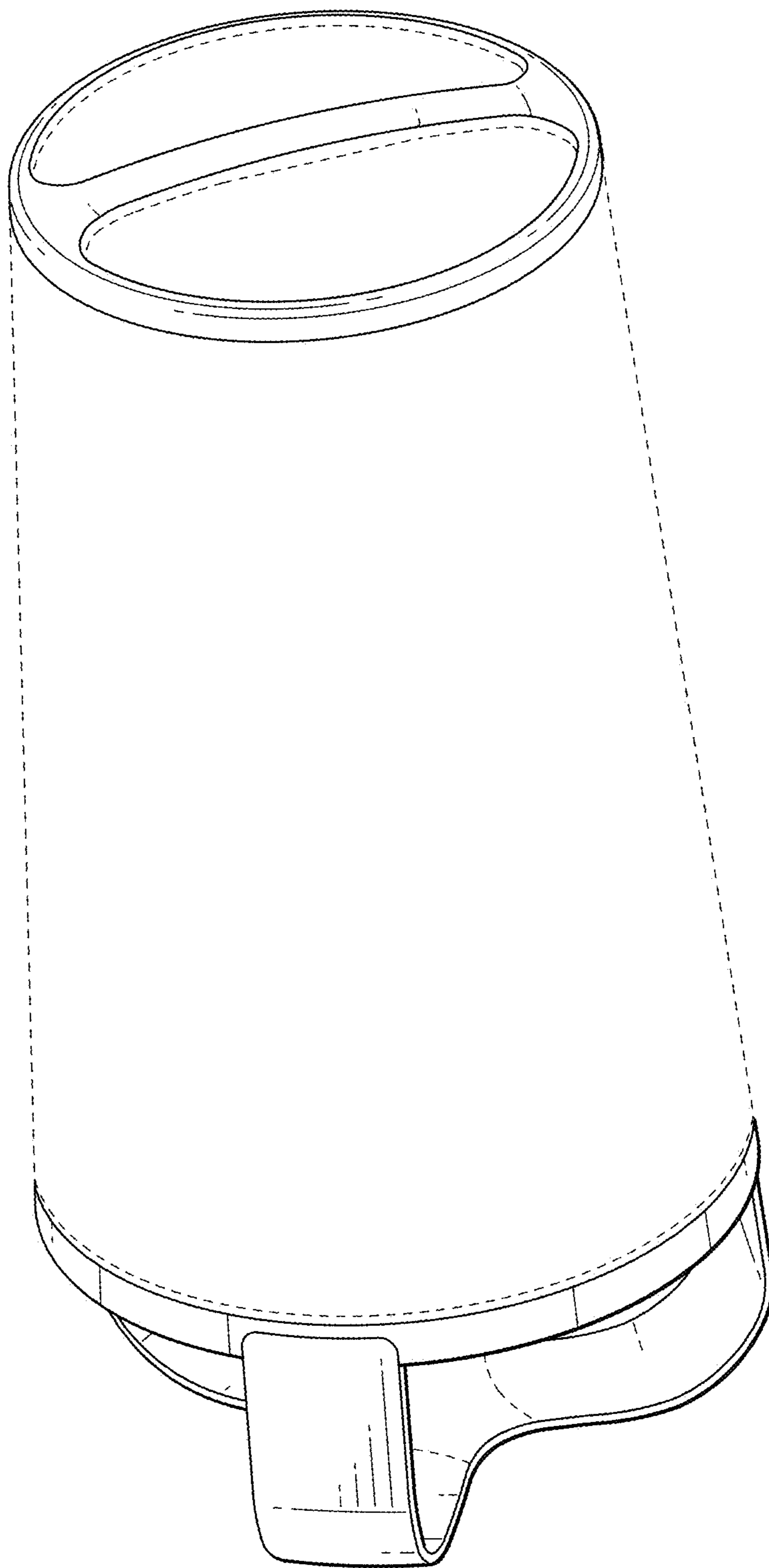


FIG. 1

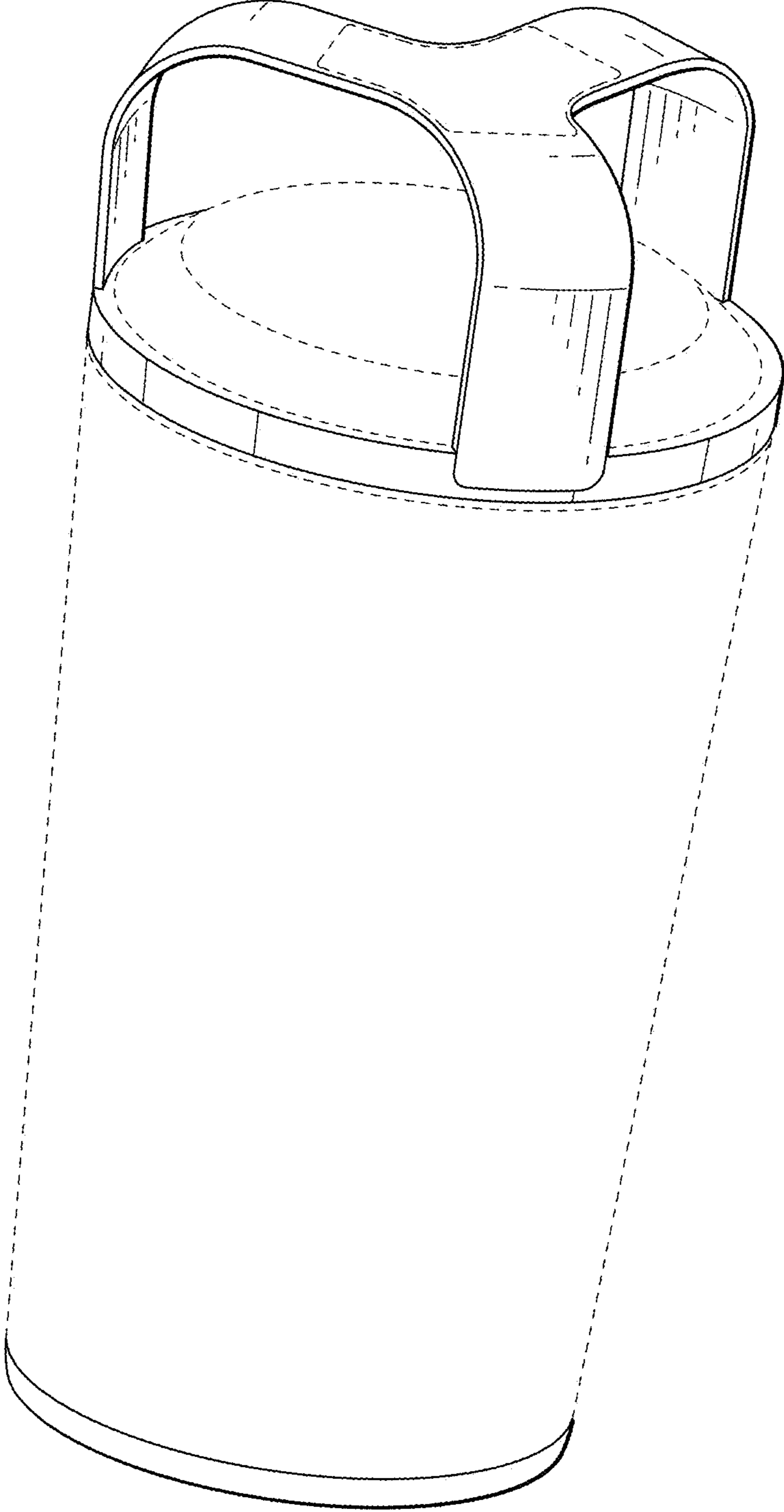


FIG. 2




FIG. 3




FIG. 4




FIG. 5




FIG. 6

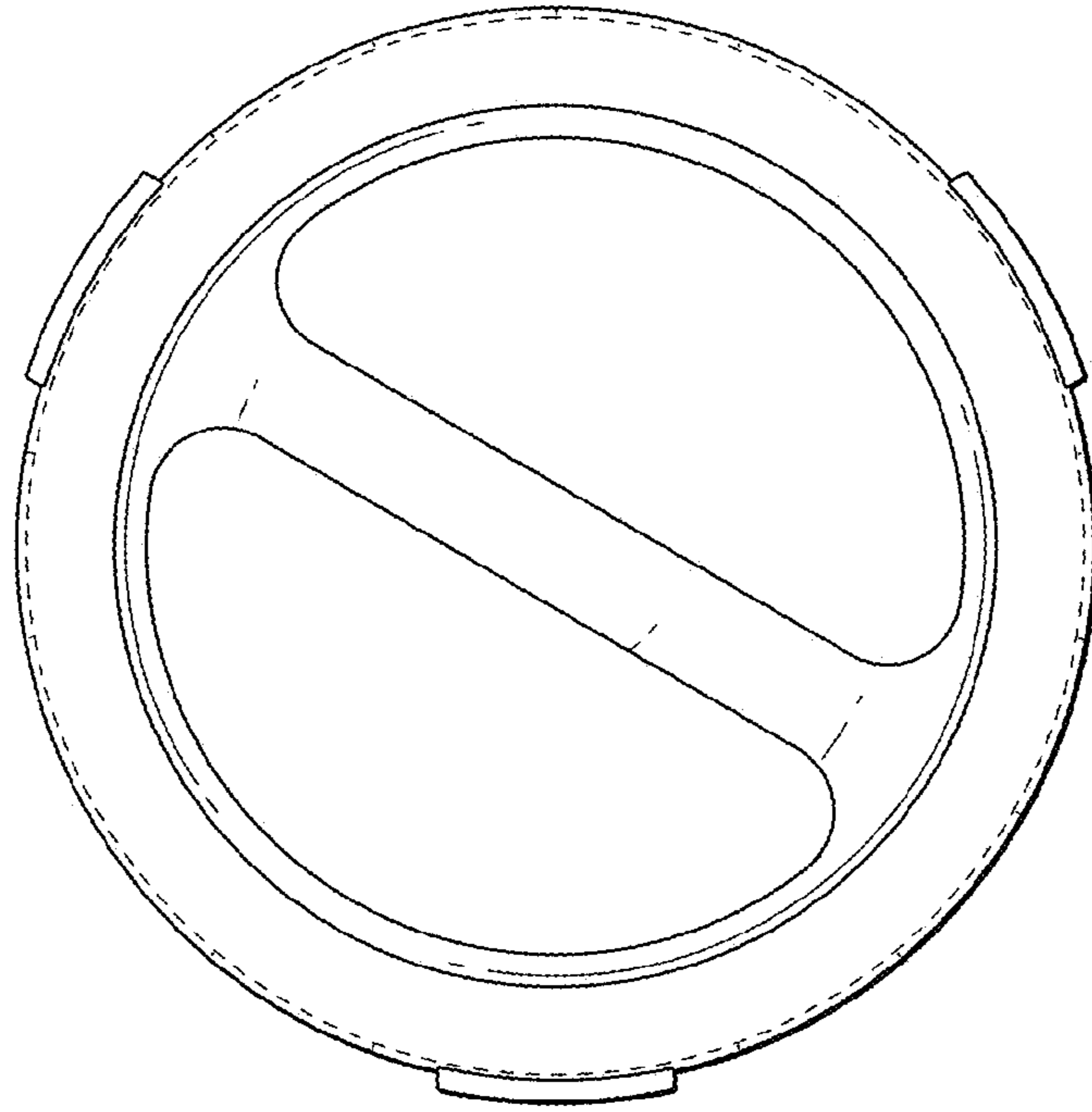


FIG. 7

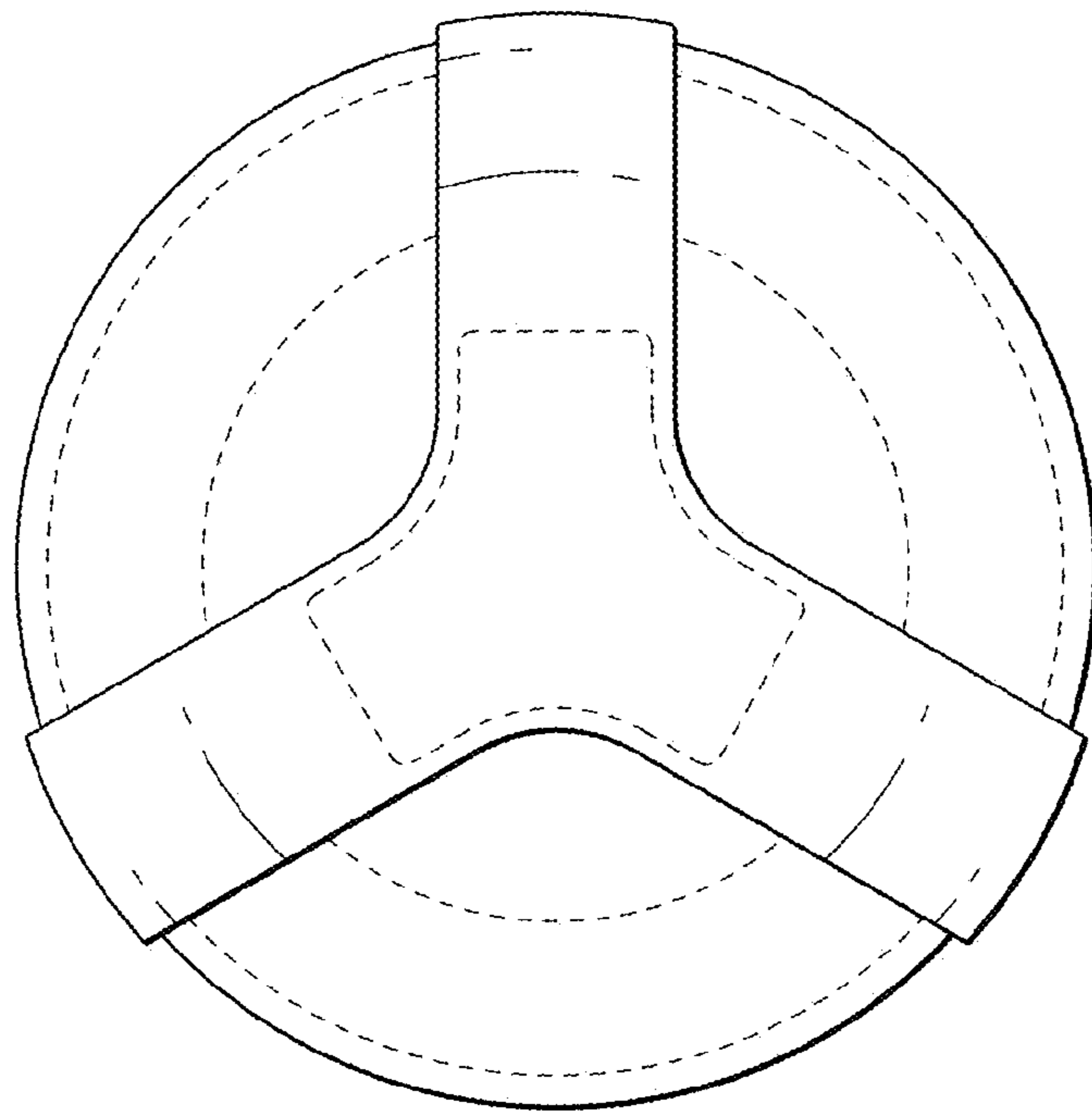


FIG. 8