



US00D756475S

(12) **United States Design Patent**  
**Ripp et al.**

(10) **Patent No.:** **US D756,475 S**  
(45) **Date of Patent:** **\*\* May 17, 2016**

(54) **STRIKING FACE FOR GOLF CLUB HEAD**

5,403,007 A \* 4/1995 Chen ..... A63B 53/04  
473/342

(71) Applicant: **DUNLOP SPORTS CO. LTD.**,  
Kobe-shi (JP)

5,447,311 A 9/1995 Viollaz et al.  
5,472,201 A 12/1995 Aizawa et al.

(72) Inventors: **Patrick Ripp**, Seal Beach, CA (US);  
**Roberto Aguayo**, Downey, CA (US)

5,643,103 A 7/1997 Aizawa  
D395,476 S \* 6/1998 Pond ..... D21/747  
D399,276 S \* 10/1998 Hettinger ..... D21/747  
D399,277 S \* 10/1998 Ezaki ..... D21/747  
D399,549 S \* 10/1998 Hettinger ..... D21/759  
5,967,903 A 10/1999 Cheng  
D420,079 S \* 2/2000 Frazetta ..... D21/747

(73) Assignee: **DUNLOP SPORTS CO. LTD.**,  
Kobe-shi (JP)

(Continued)

(\*\*) Term: **14 Years**

**OTHER PUBLICATIONS**

(21) Appl. No.: **29/522,857**

Publication on Golf.com dated Nov. 10, 2011; <http://www.golf.com/equipment/nike-yr-pro-forged-ds-wedge>.

(22) Filed: **Apr. 2, 2015**

(Continued)

**Related U.S. Application Data**

(63) Continuation-in-part of application No. 29/481,538,  
filed on Feb. 6, 2014, now abandoned.

*Primary Examiner* — Mitchell Siegel

(51) **LOC (10) Cl.** ..... **21-02**

(74) *Attorney, Agent, or Firm* — Oliff PLC

(52) **U.S. Cl.**  
USPC ..... **D21/759**

(57) **CLAIM**

The ornamental design for a striking face for golf club head,  
as shown and described.

(58) **Field of Classification Search**  
USPC ..... D21/747–751, 759  
CPC ..... A63B 53/00; A63B 53/04; A63B 53/047;  
A63B 53/0475; A63B 53/0445; A63B  
2053/0479  
See application file for complete search history.

**DESCRIPTION**

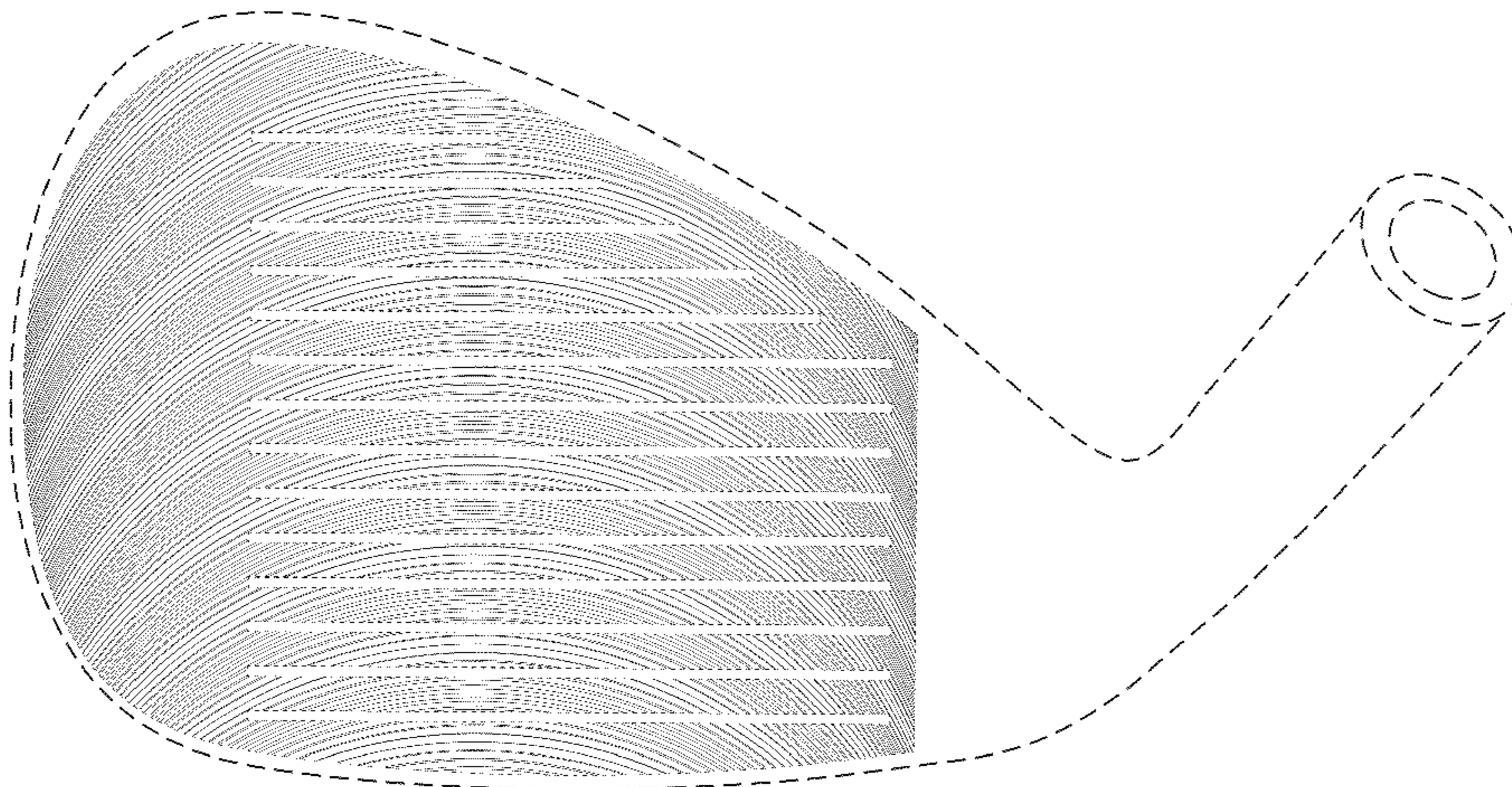
FIG. 1 is a front elevational view of the striking face for golf club head;  
FIG. 2 is an enlarged partial front elevational view thereof;  
FIG. 3 is an enlarged view of area 3 in FIG. 2;  
FIG. 4 is a cross-sectional view taken along line 4 in FIG. 3;  
FIG. 5 is a top plan view thereof;  
FIG. 6 is a bottom plan view thereof;  
FIG. 7 is a toe-side elevational view thereof;  
FIG. 8 is a heel-side elevational view thereof; and,  
FIG. 9 is a rear elevational view thereof.  
The broken lines depict environmental subject matter only and form no part of the claimed design. The dot-dash chain lines indicate boundaries of the enlarged views and form no part of the claimed design.

(56) **References Cited**

**U.S. PATENT DOCUMENTS**

1,289,553 A \* 12/1918 Sanders ..... A63B 53/04  
473/331  
1,965,954 A \* 7/1934 Davis ..... A63B 53/04  
473/242  
D257,736 S \* 12/1980 Lyon ..... D21/750  
5,176,384 A \* 1/1993 Sata ..... A63B 53/04  
473/329  
5,398,929 A \* 3/1995 Kitaichi ..... A63B 53/04  
473/329

**1 Claim, 8 Drawing Sheets**



(56)

References Cited

U.S. PATENT DOCUMENTS

D478,949 S 8/2003 DeLaCruz  
 D570,934 S \* 6/2008 Ban ..... D21/744  
 D588,222 S \* 3/2009 Takahashi ..... D21/759  
 D588,666 S \* 3/2009 Takahashi ..... D21/759  
 7,594,863 B2 \* 9/2009 Ban ..... A63B 53/047  
 473/331  
 D606,605 S \* 12/2009 Wada ..... D21/759  
 D607,070 S \* 12/2009 Wada ..... D21/759  
 D607,071 S \* 12/2009 Wada ..... D21/759  
 D612,438 S \* 3/2010 Carlyle ..... D21/759  
 7,695,377 B2 4/2010 Yamagishi et al.  
 D617,406 S \* 6/2010 Carlyle ..... D21/759  
 7,918,747 B2 4/2011 Johnson et al.  
 D643,490 S \* 8/2011 Wada ..... D21/759  
 8,012,036 B2 \* 9/2011 Nakamura ..... A63B 53/00  
 473/290

D658,248 S 4/2012 Nunez et al.  
 D707,316 S \* 6/2014 Aguayo ..... D21/759  
 D707,317 S \* 6/2014 Aguayo ..... D21/759  
 D716,387 S \* 10/2014 Aguayo ..... D21/759  
 D716,388 S \* 10/2014 Aguayo ..... D21/759  
 2008/0020859 A1 \* 1/2008 Yamagishi ..... A63B 53/047  
 473/324  
 2008/0051212 A1 2/2008 Voges  
 2008/0125241 A1 \* 5/2008 Tateno ..... A63B 53/0487  
 473/331  
 2011/0111883 A1 5/2011 Cackett  
 2011/0165963 A1 7/2011 Cackett et al.  
 2011/0256956 A1 10/2011 Hocknell et al.

OTHER PUBLICATIONS

Photograph of golf club described in Nov. 10, 2011 publication on Golf.com.

\* cited by examiner

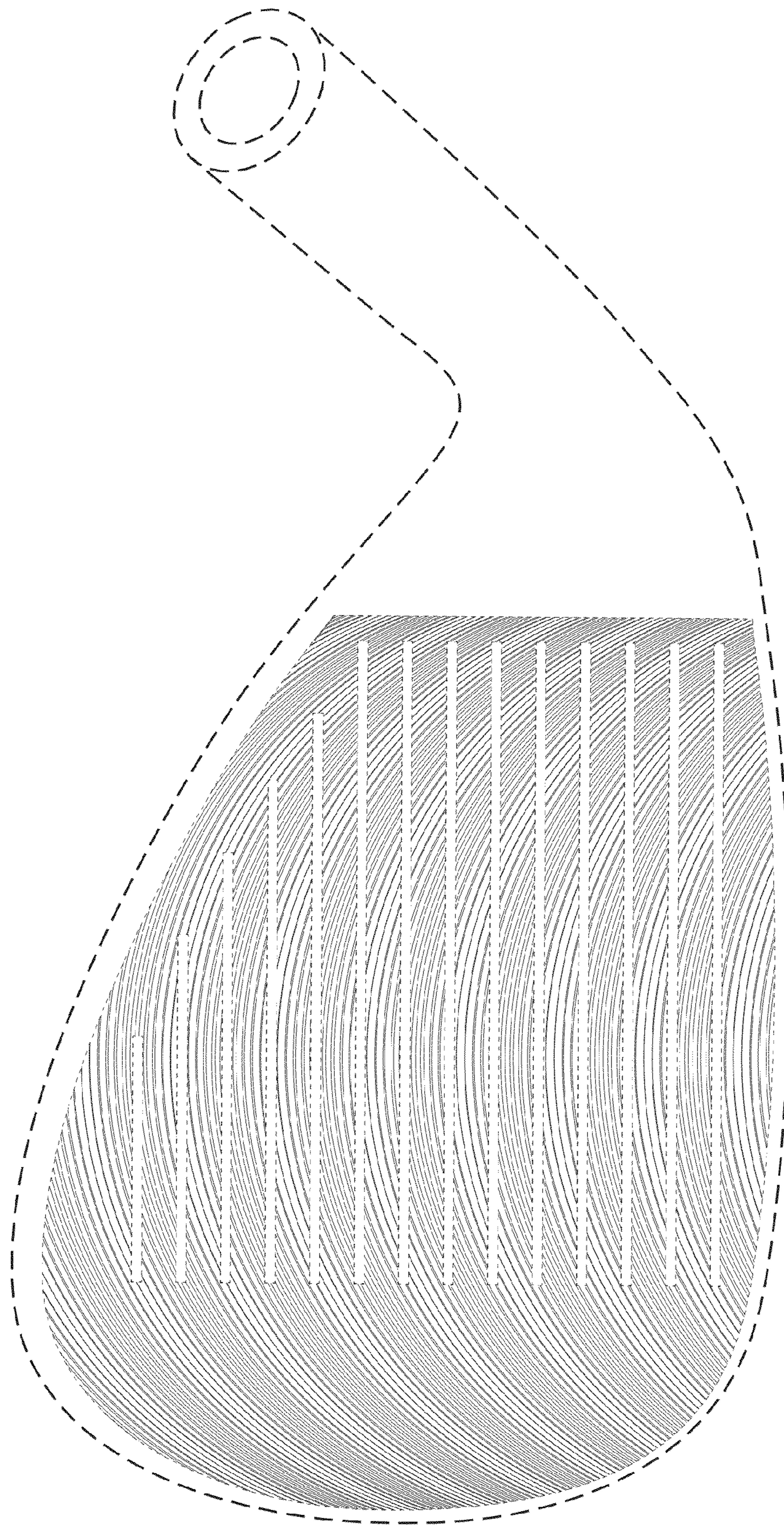
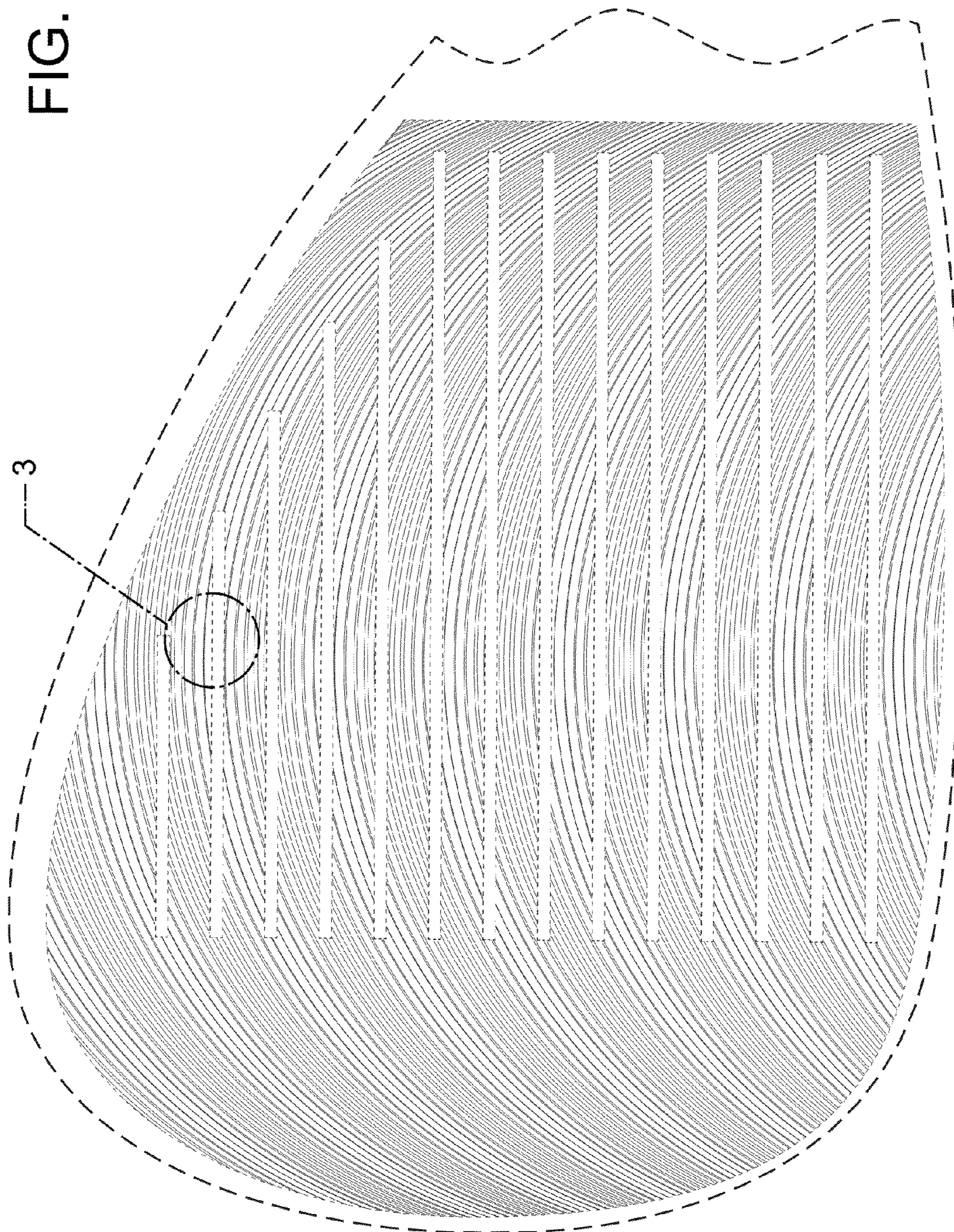


FIG. 1

FIG. 2



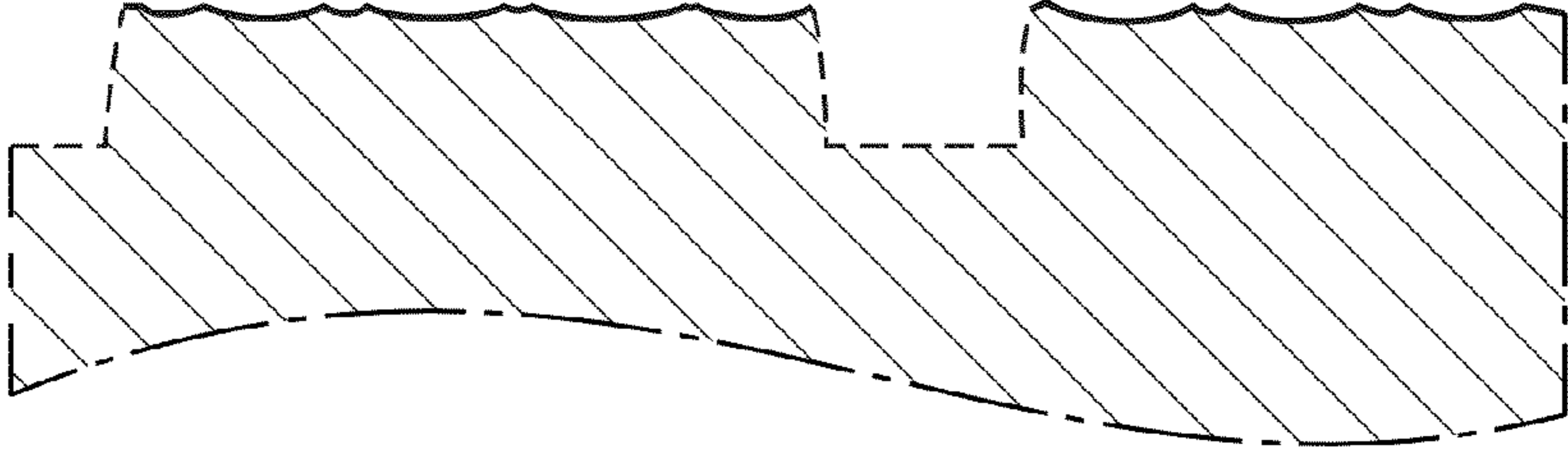


FIG. 4

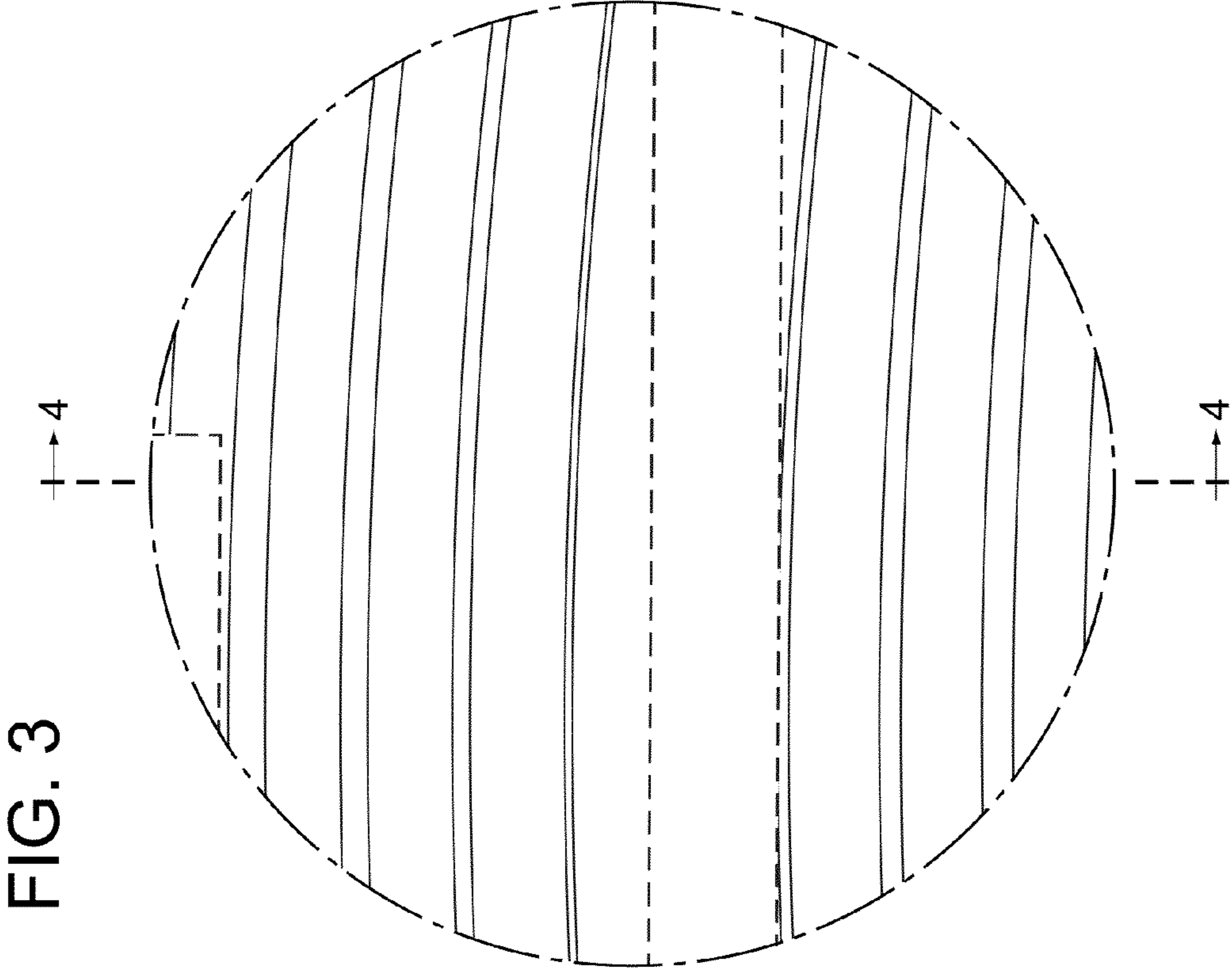


FIG. 3

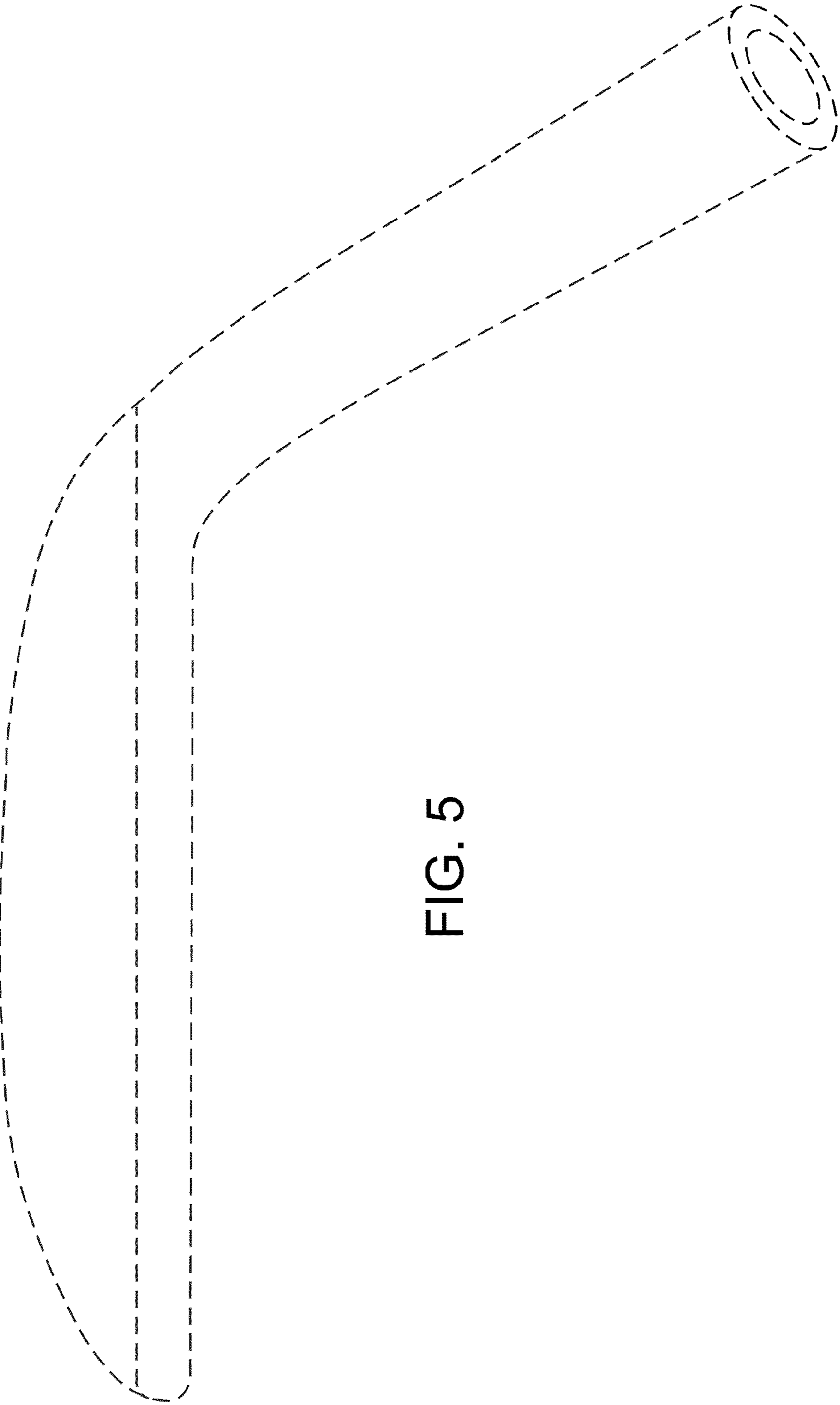


FIG. 5

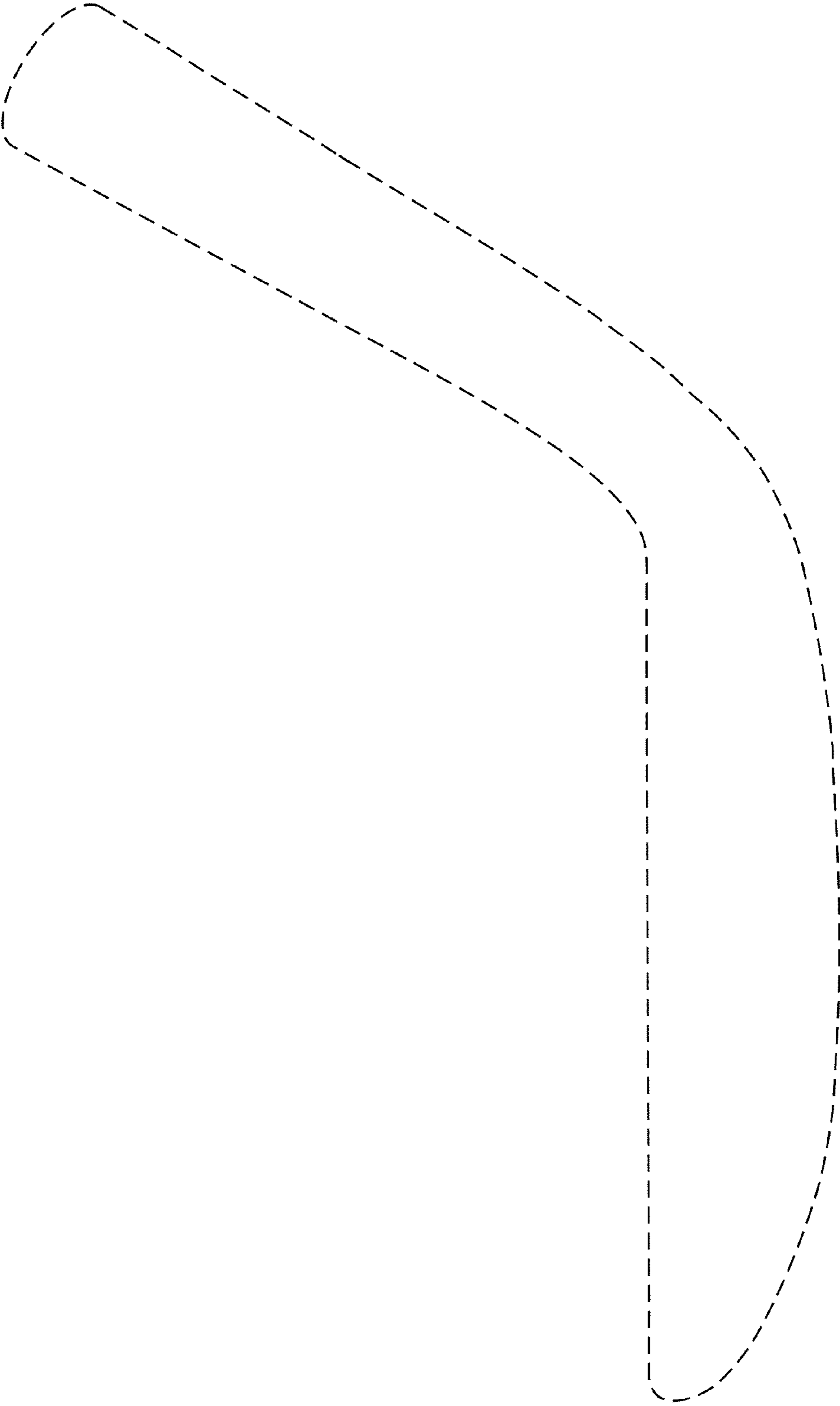


FIG. 6

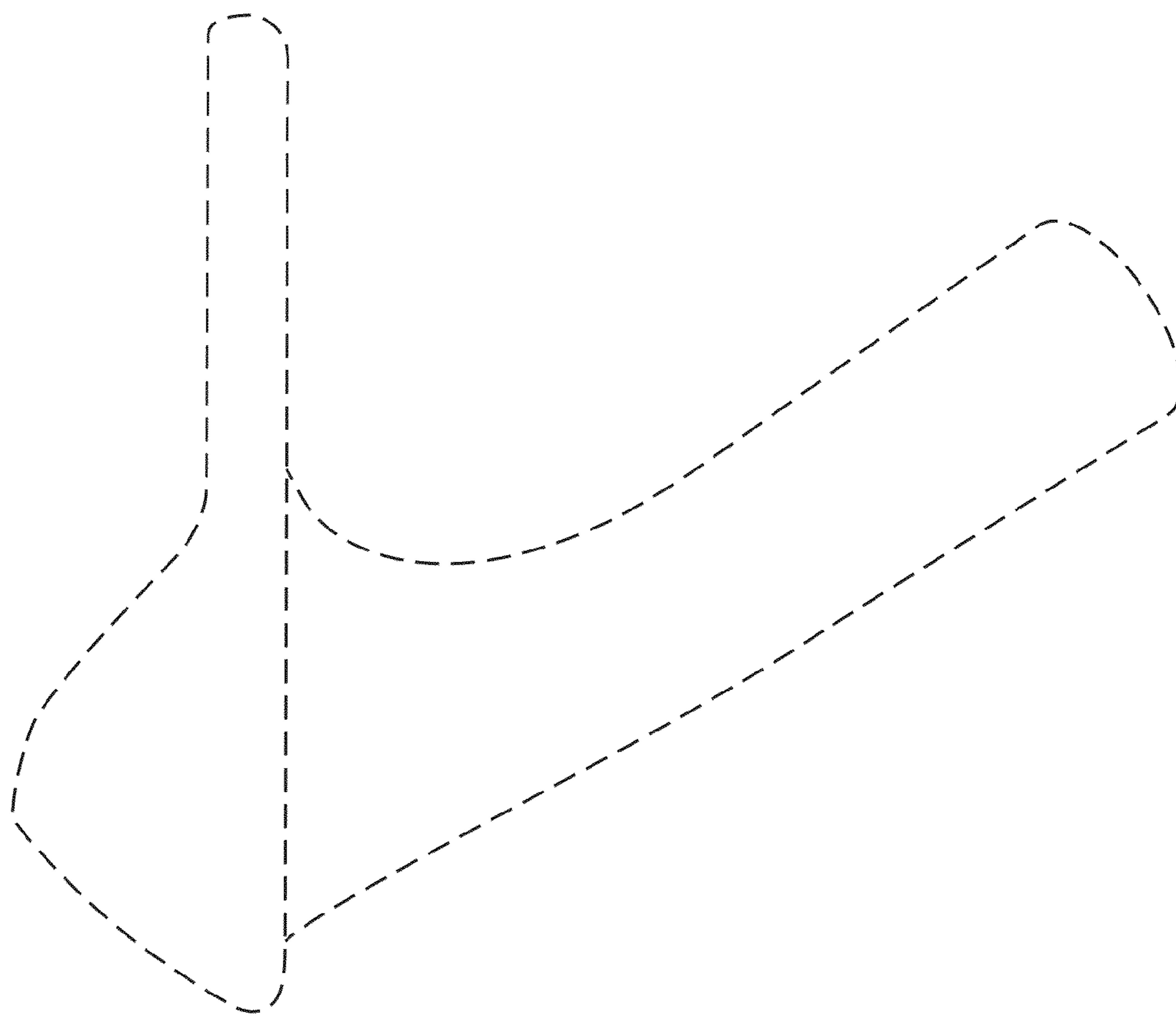


FIG. 7



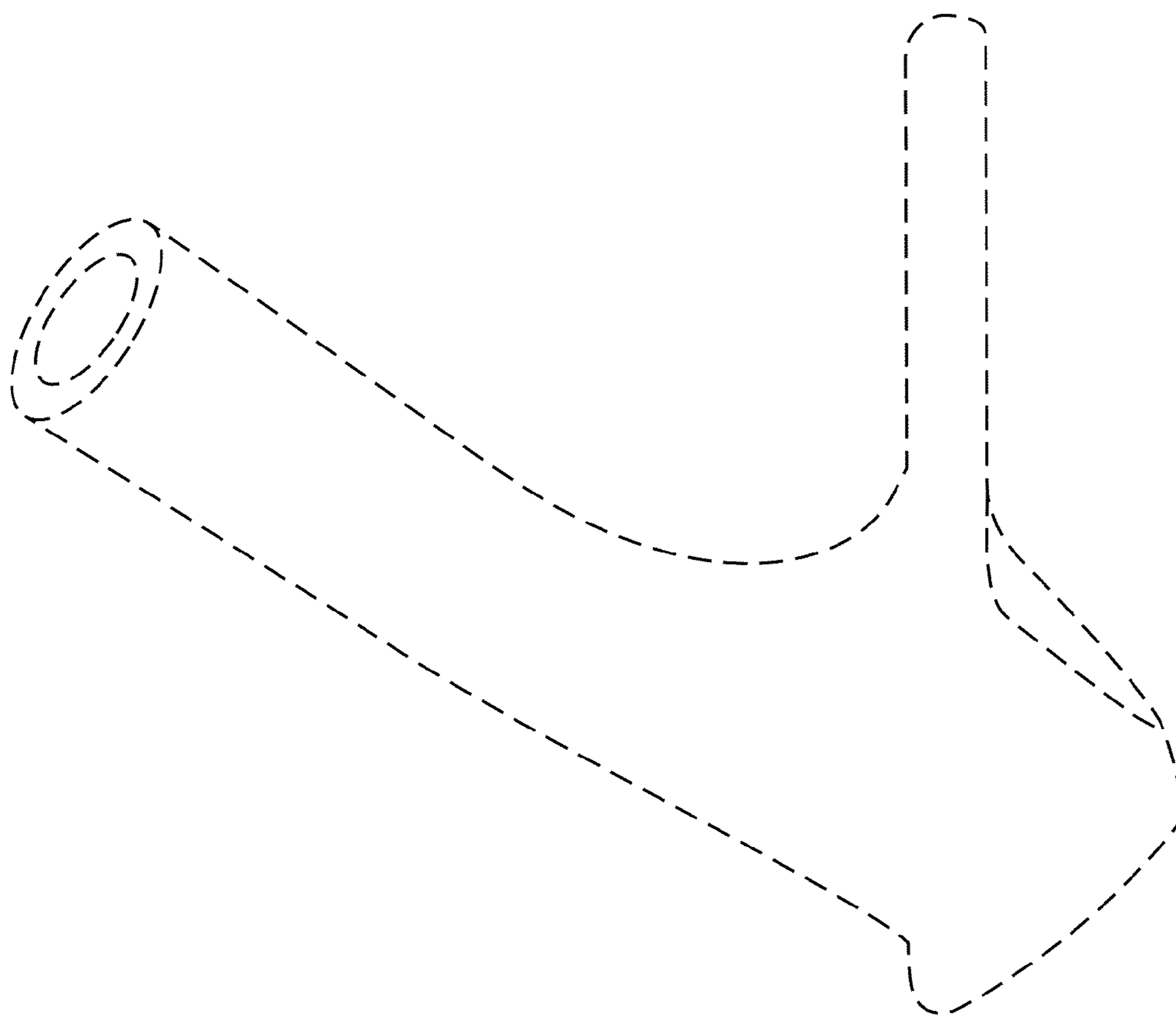


FIG. 8

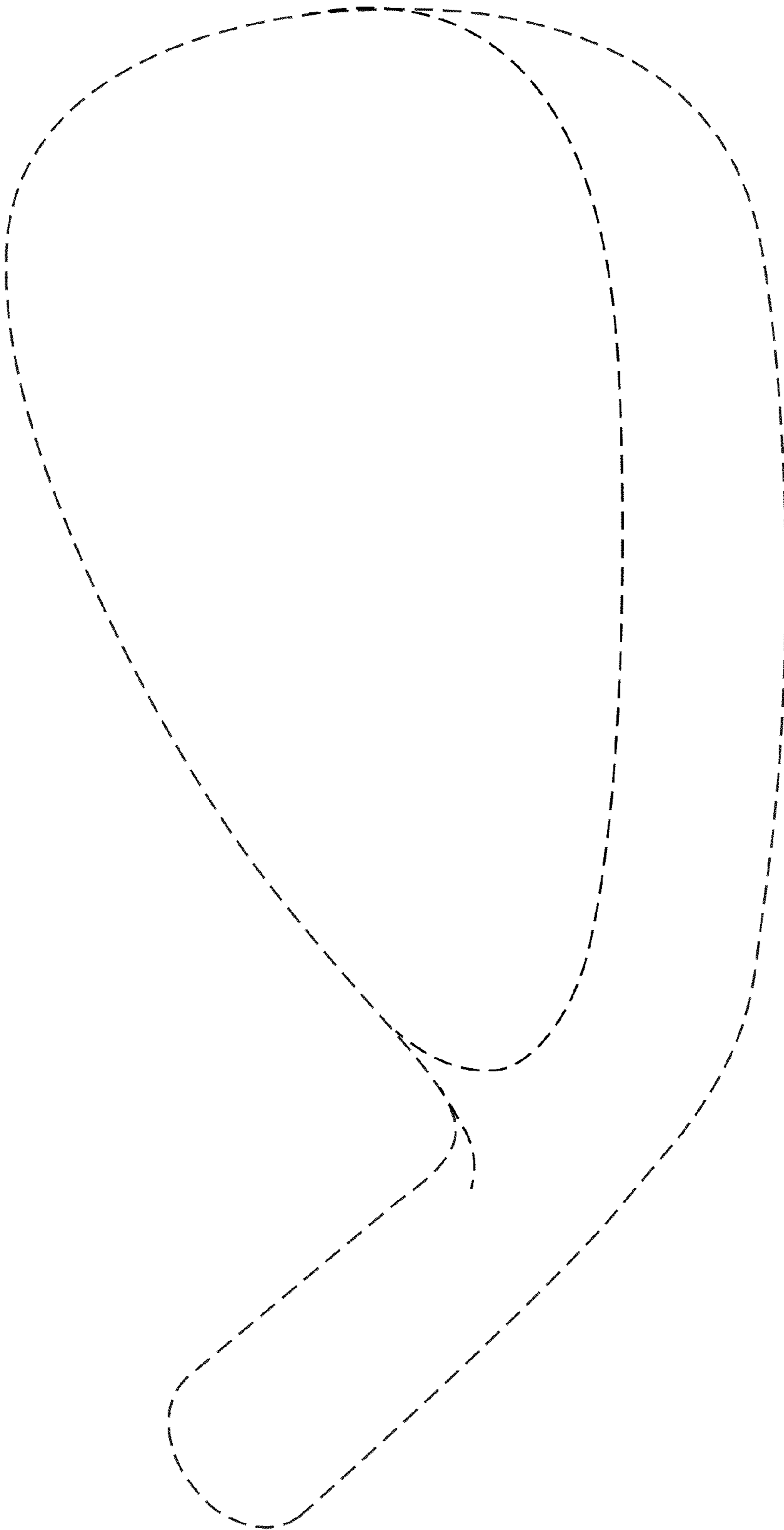


FIG. 9