



US00D756455S

(12) **United States Design Patent**
Chen et al.

(10) **Patent No.:** **US D756,455 S**
(45) **Date of Patent:** **** May 17, 2016**

- (54) **TAPE DISPENSER**
- (71) Applicant: **3M INNOVATIVE PROPERTIES COMPANY**, St. Paul, MN (US)
- (72) Inventors: **Yin Chen**, St. Paul, MN (US); **Jane E. Harvey Pennaz**, Roseville, MN (US); **Joy A. Packard**, Somerset, WI (US)
- (73) Assignee: **3M INNOVATIVE PROPERTIES COMPANY**, St. Paul, MN (US)
- (**) Term: **14 Years**
- (21) Appl. No.: **29/523,401**
- (22) Filed: **Apr. 9, 2015**
- (51) **LOC (10) Cl.** **08-02**
- (52) **U.S. Cl.**
USPC **D19/69**
- (58) **Field of Classification Search**
USPC D19/36, 70, 69, 68; D13/133, 146;
242/588.6, 588.3, 588.2; 225/77, 6, 56,
225/69, 26, 25, 19, 11; 206/411; 156/577,
156/527, 523
CPC .. B65H 37/005; B65H 270/37; B65H 35/006;
B65H 35/0026; B65H 35/0073; B65H 35/0033
See application file for complete search history.

- D571,405 S * 6/2008 Boulais D19/69
- D581,981 S * 12/2008 Supiot D19/61
- D607,458 S * 1/2010 Hui D14/300
- D656,745 S * 4/2012 Ma D6/303
- D672,277 S * 12/2012 Dubow D11/157
- D682,941 S * 5/2013 Nash D19/69
- D694,963 S * 12/2013 Daniels D30/153
- D700,241 S * 2/2014 Turner D19/69
- 8,720,763 B2 * 5/2014 Kuehn B26F 3/02
225/39
- D713,875 S * 9/2014 Packard D19/69
- D720,807 S * 1/2015 Jianvarakul D19/69
- D721,401 S * 1/2015 Packard D19/69
- 8,978,594 B2 * 3/2015 Daniels A01K 27/004
119/795
- D738,780 S * 9/2015 Munuswamy D11/157

FOREIGN PATENT DOCUMENTS

WO WO 98/33158 7/1998

* cited by examiner

Primary Examiner — Austin Murphy

(74) *Attorney, Agent, or Firm* — Irina Hass

(57) **CLAIM**

The ornamental design for a tape dispenser, as shown and described.

DESCRIPTION

FIG. 1 is a perspective view showing the new design for a tape dispenser;

FIG. 2 is a right side view thereof;

FIG. 3 is a left side view thereof;

FIG. 4 is a front view thereof;

FIG. 5 is a rear view thereof;

FIG. 6 is a top view thereof; and,

FIG. 7 is a bottom view thereof.

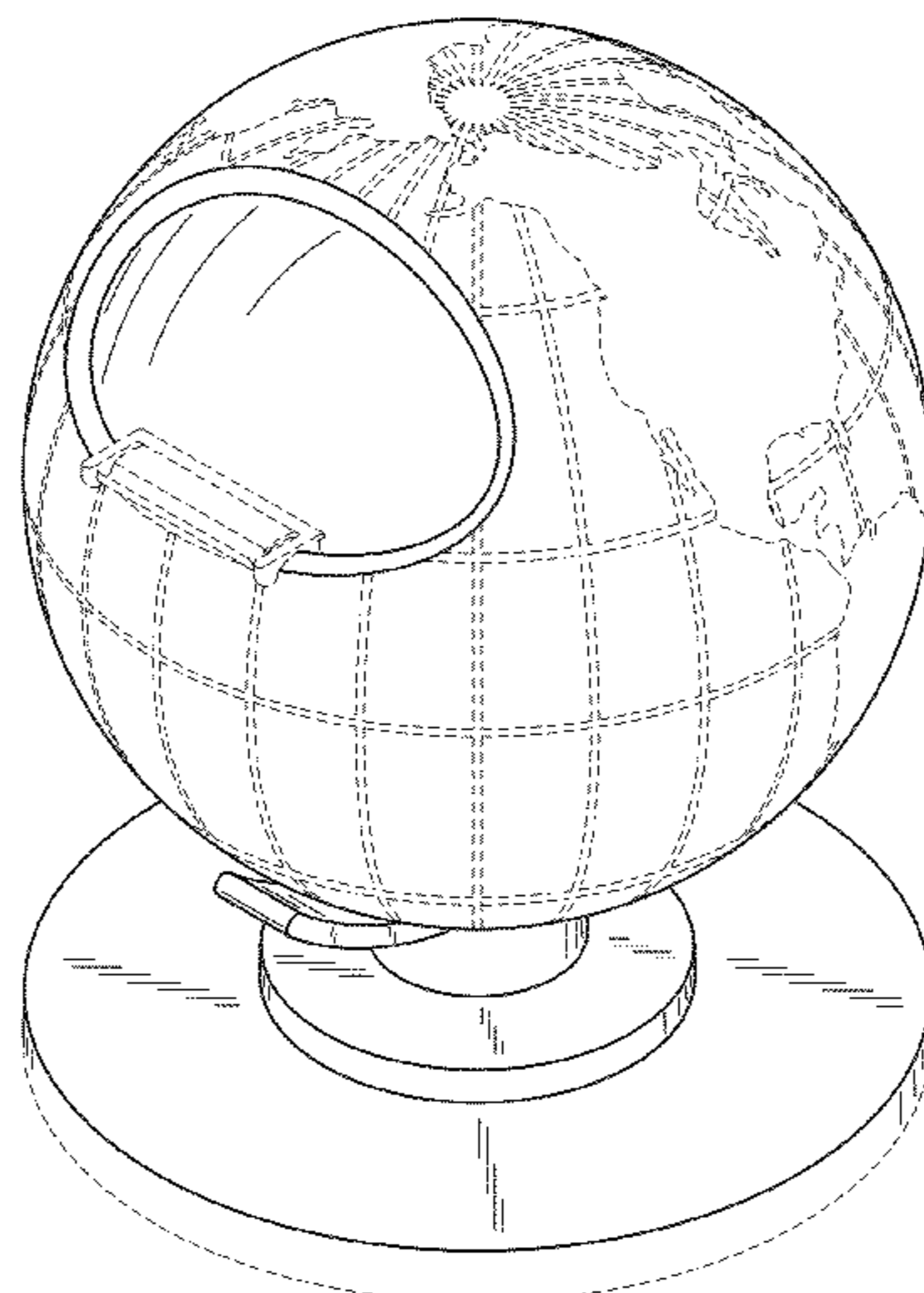
The portions of the tape dispenser in FIGS. 1-7 shown in broken lines are included to show features that form no part of the claimed design.

1 Claim, 4 Drawing Sheets

(56) **References Cited**

U.S. PATENT DOCUMENTS

- 4,494,935 A 1/1985 Miller
- 6,603,709 B2 * 8/2003 Ochoa Loaiza G09B 27/08
368/23
- 6,612,843 B1 * 9/2003 Riggs G09B 27/08
434/131
- D510,498 S * 10/2005 Essig, Jr. D7/324
- 7,012,855 B1 * 3/2006 Loaiza G04B 19/226
368/17
- D541,348 S * 4/2007 Mandel D19/69
- D543,244 S * 5/2007 Tsuruha D19/73
- D545,902 S * 7/2007 Keith D19/61



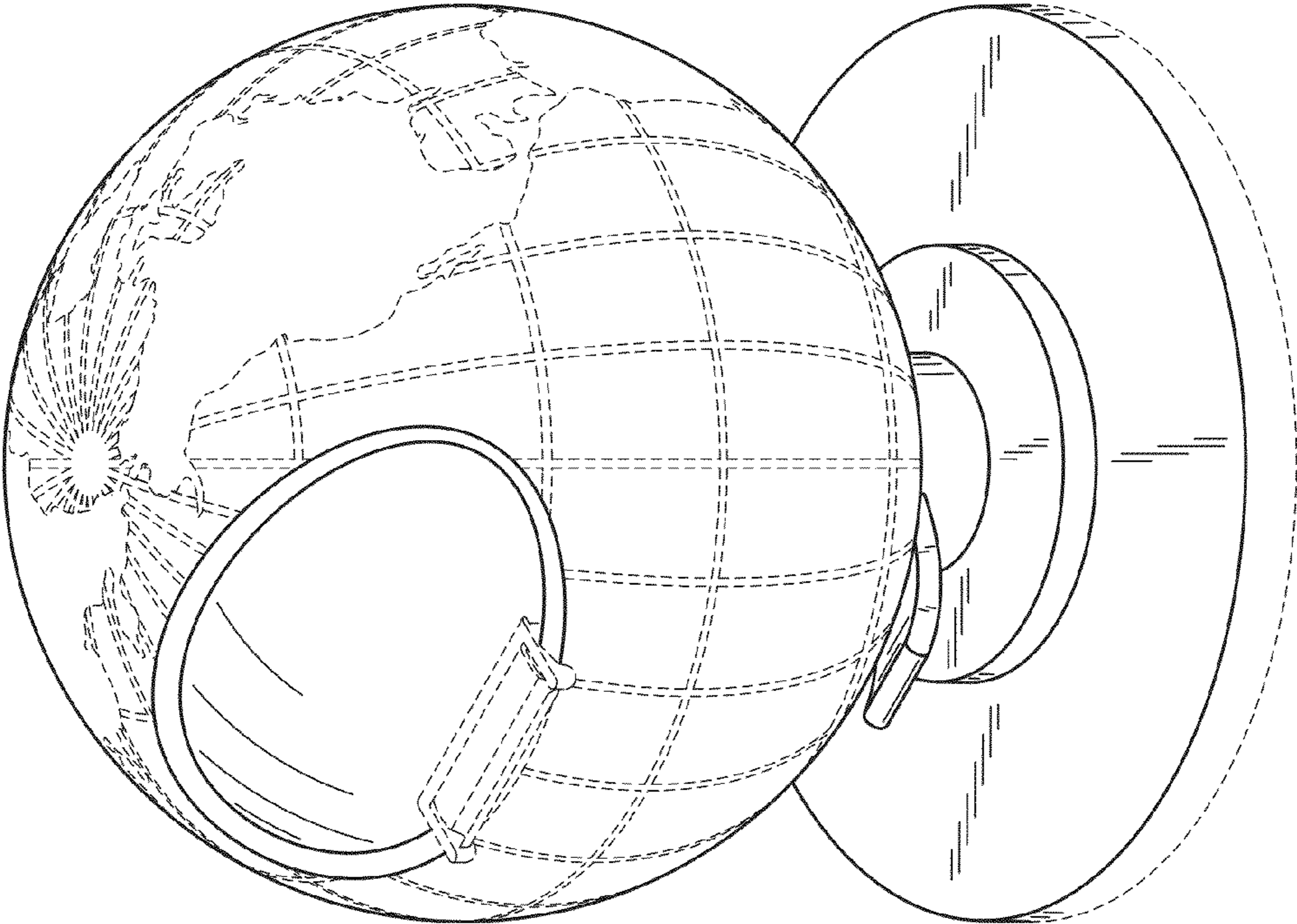


FIG. 1

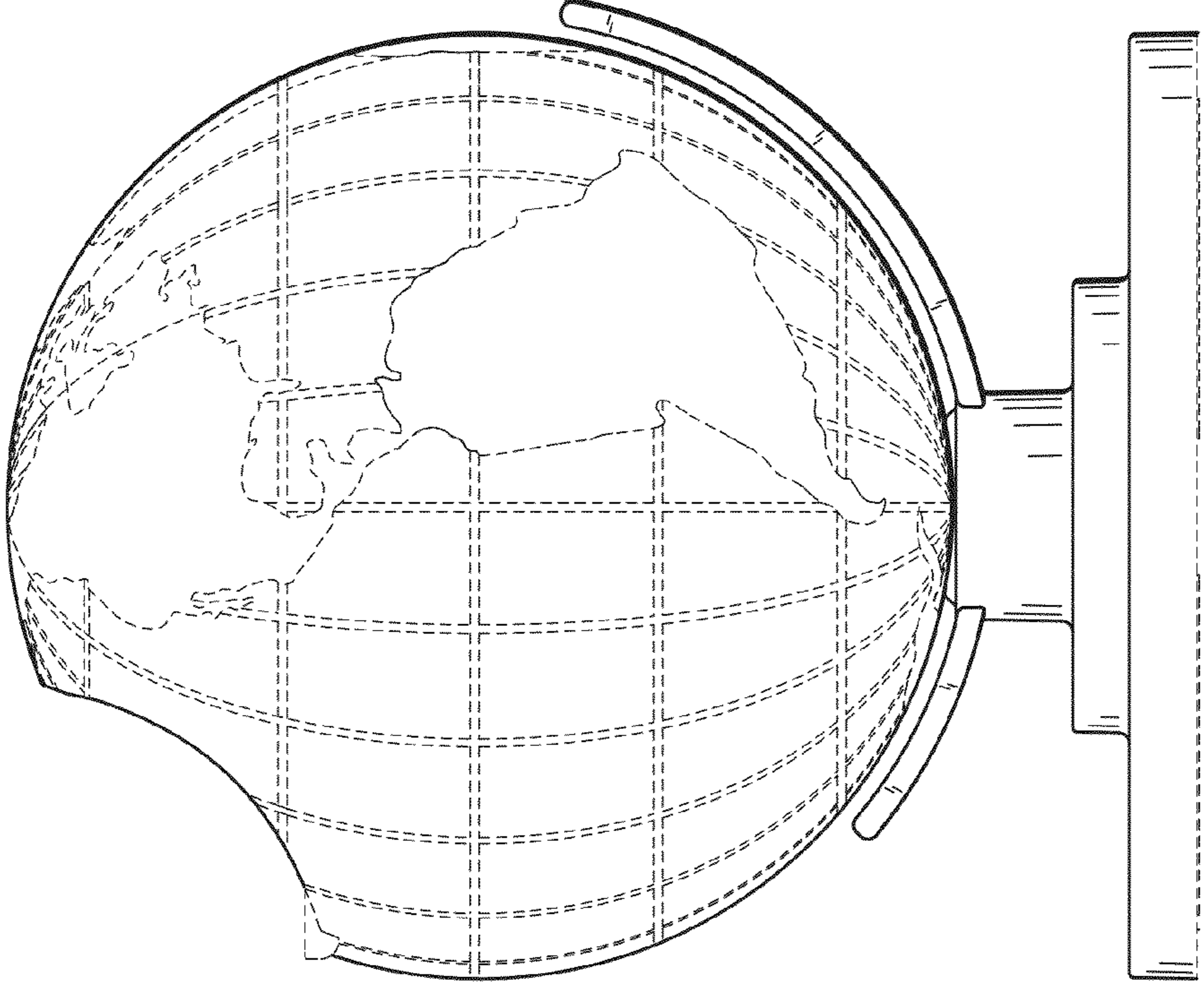


FIG. 2

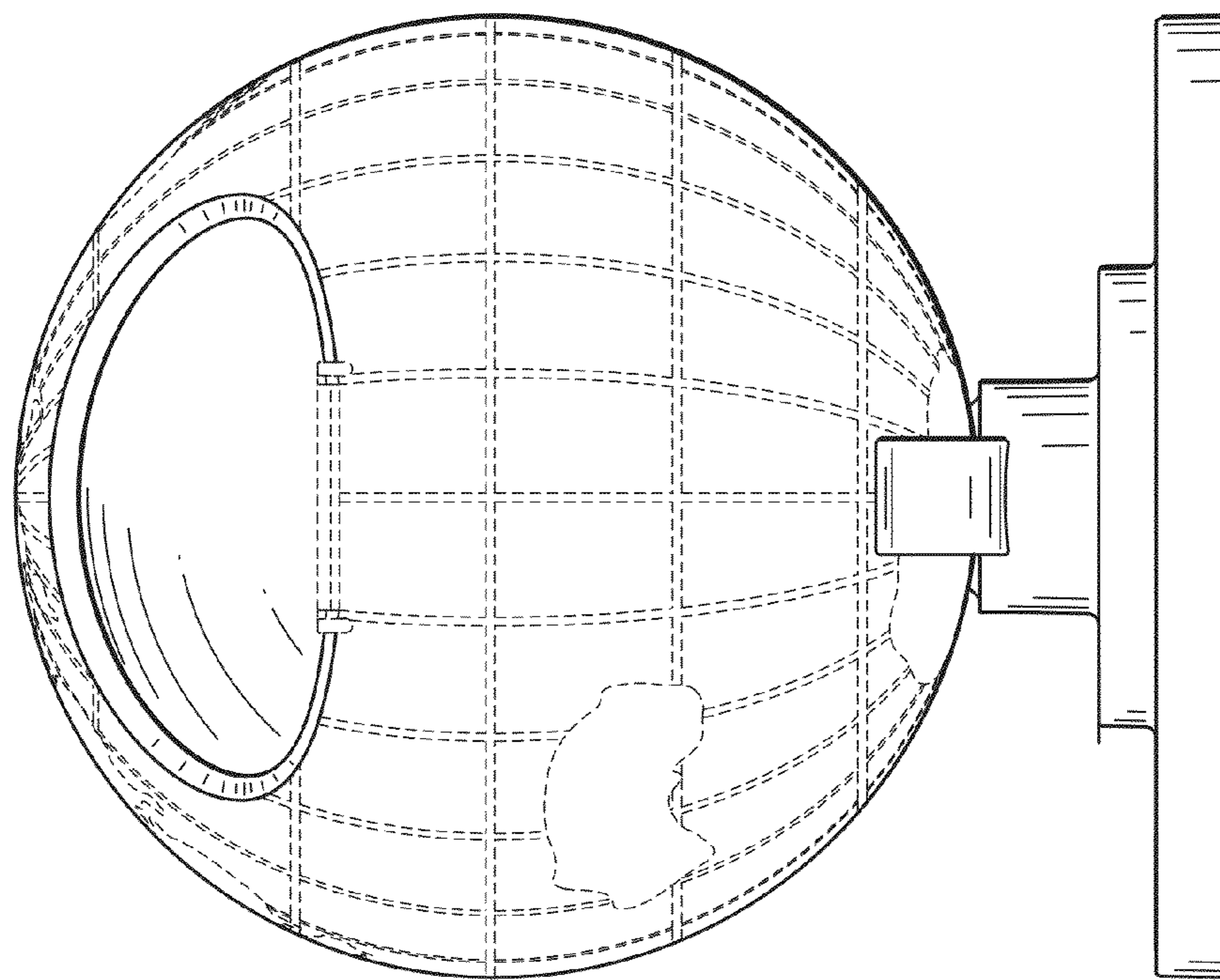


FIG. 4

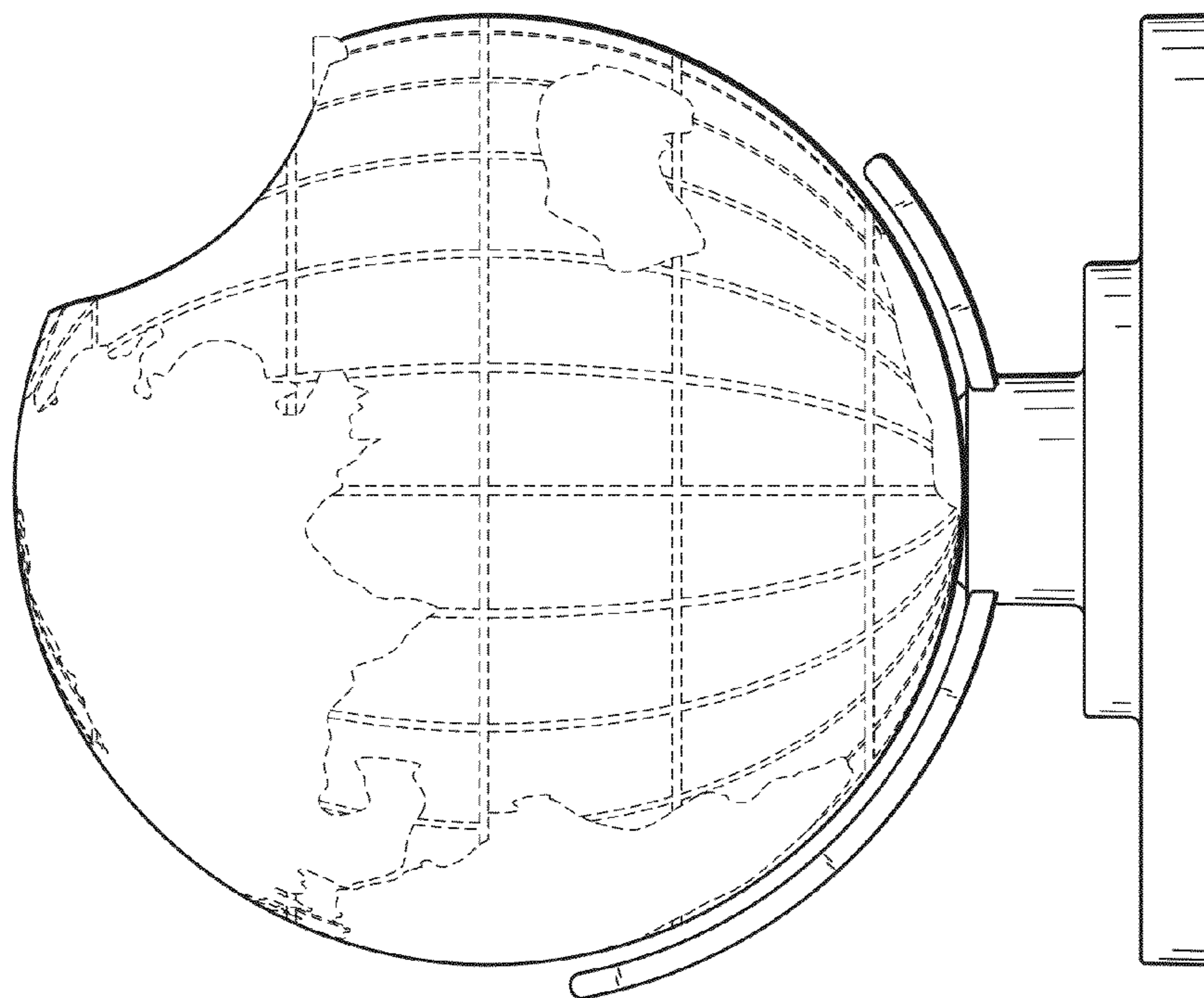


FIG. 3

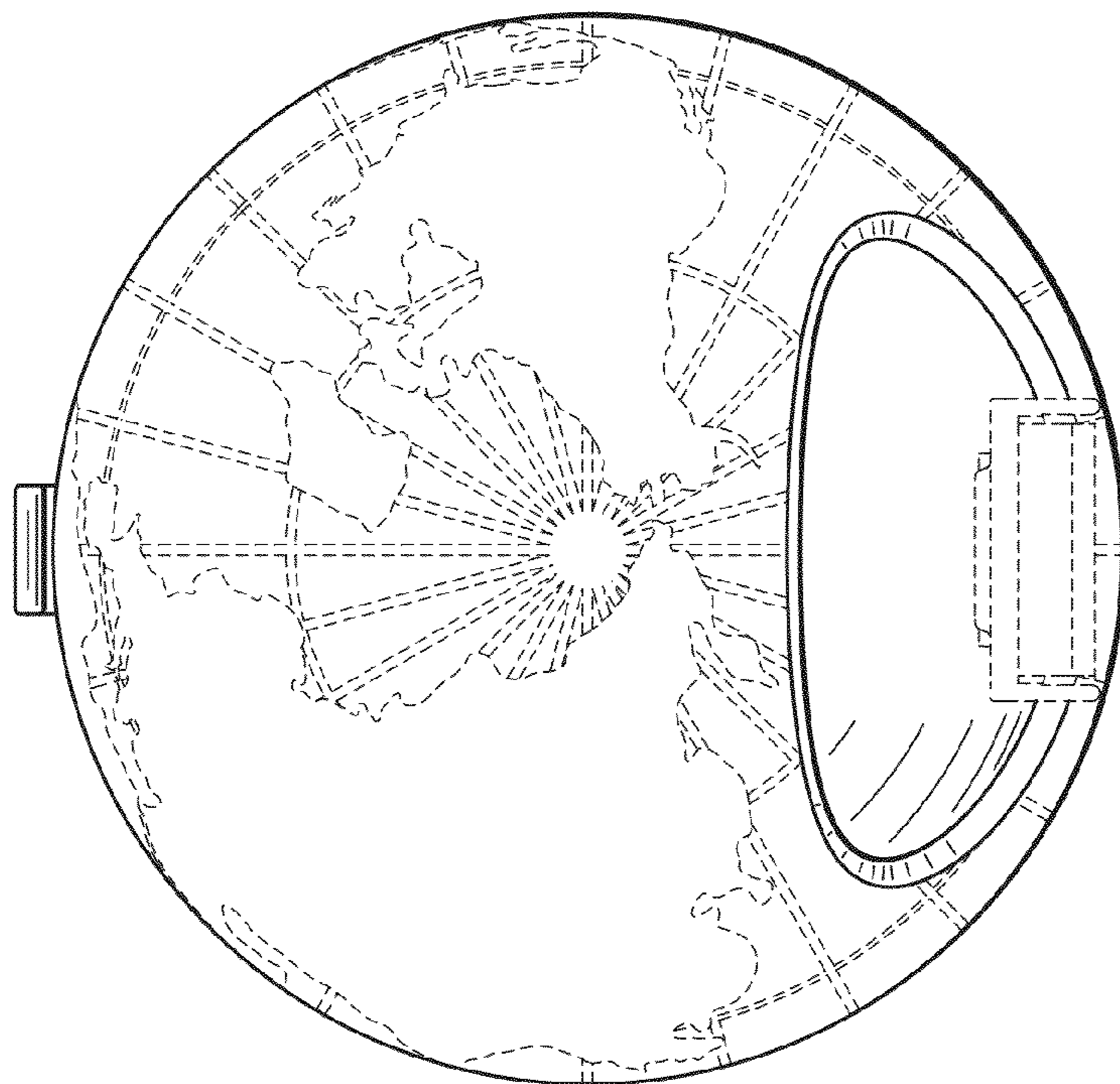


FIG. 6

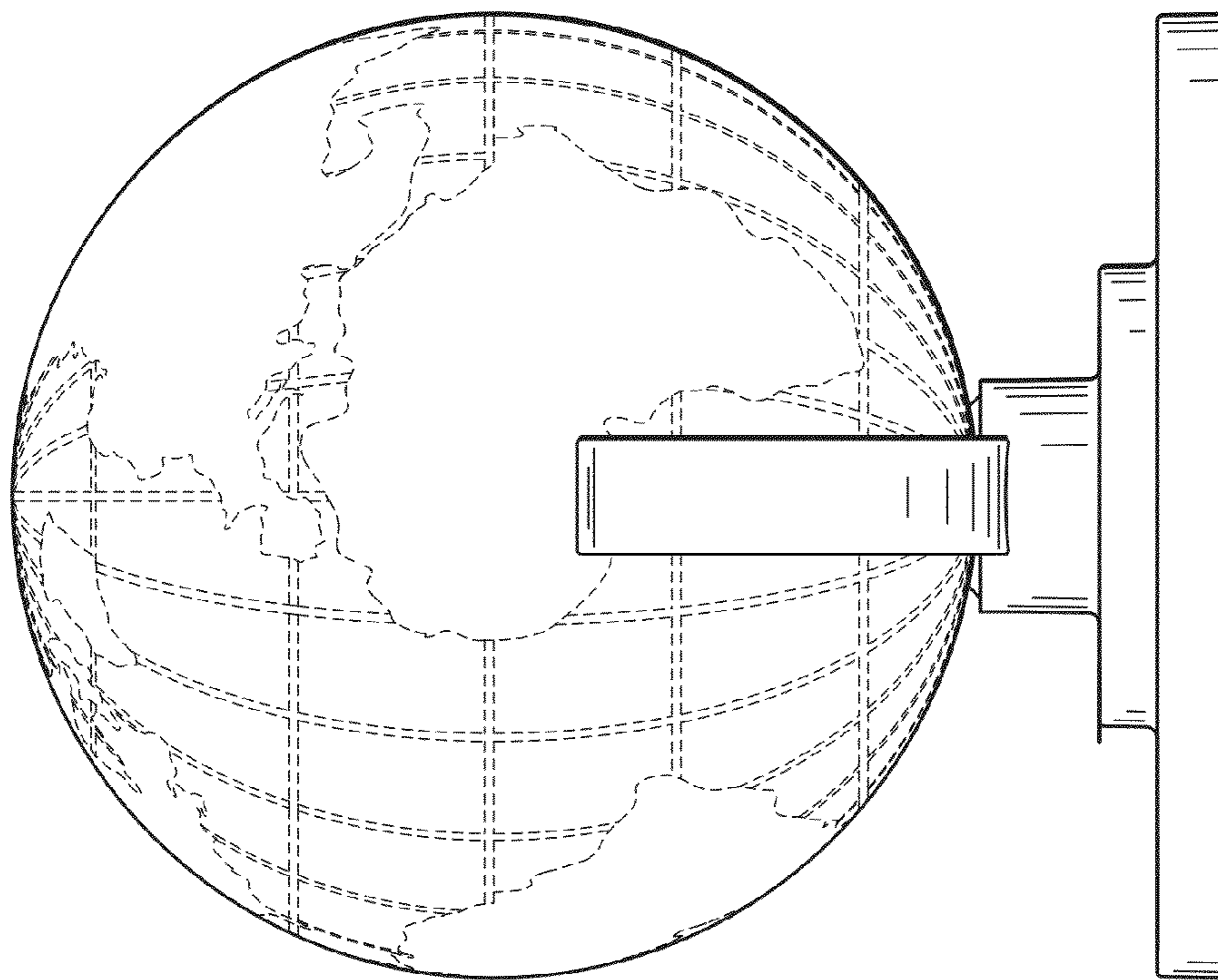


FIG. 5

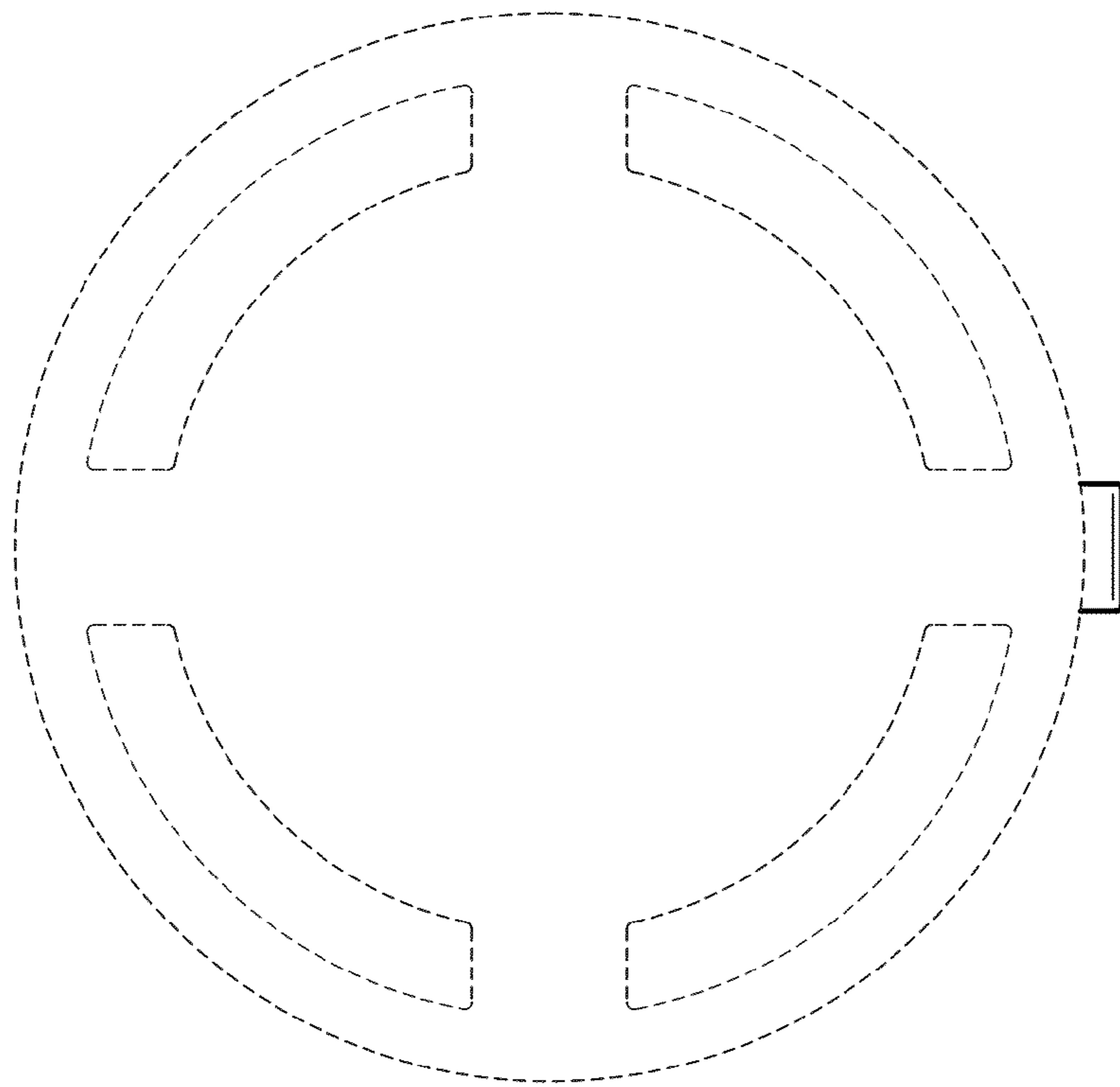


FIG. 7