



US00D756448S

(12) **United States Design Patent**  
**Damen**

(10) **Patent No.:** **US D756,448 S**

(45) **Date of Patent:** **\*\* May 17, 2016**

(54) **GLASSES**

(71) Applicant: **LVMH Swiss Manufactures SA**, La  
Chaux-de-Fonds (CH)

(72) Inventor: **Michael Damen**, Rochetoirin (FR)

(73) Assignee: **LVMH Swiss Manufactures SA**, La  
Chaux-de-Fonds (CH)

(\*\*) Term: **14 Years**

(21) Appl. No.: **29/521,213**

(22) Filed: **Mar. 20, 2015**

(30) **Foreign Application Priority Data**

Sep. 26, 2014 (WO) ..... DM/084 516

(51) **LOC (10) Cl.** ..... **16-06**

(52) **U.S. Cl.**  
USPC ..... **D16/335**; D16/334

(58) **Field of Classification Search**  
USPC ..... D16/101, 300–342, 900; D29/109–110;  
351/41, 44, 51–52, 62, 158, 92,  
351/103–123, 140–153, 63, 59, 45–48;  
2/426–432, 447–449, 441, 434–437,  
2/440, 442, 13, 15; D21/483, 659–661;  
D14/372  
CPC ..... G02C 2200/08; G02C 1/06; G02C 5/14;  
G02C 5/16; G02C 11/02; G02C 11/04;  
A61M 2021/0044; A63B 33/002

See application file for complete search history.

(56) **References Cited**

U.S. PATENT DOCUMENTS

D553,179 S *	10/2007	Irvine	.....	D16/334
D593,145 S *	5/2009	Fuchs	.....	D16/315
D632,327 S *	2/2011	Fuchs	.....	D16/326
D649,580 S	11/2011	Zhang	.....	
D675,246 S *	1/2013	Tabacchi	.....	D16/323
D719,606 S	12/2014	Behling	.....	
D740,880 S *	10/2015	Thixton	.....	D16/335

OTHER PUBLICATIONS

U.S. Appl. No. 29/521,208, LVMH Swiss Manufactures SA.  
U.S. Appl. No. 29/521,211, LVMH Swiss Manufactures SA.

\* cited by examiner

*Primary Examiner* — Raphael Barkai

(74) *Attorney, Agent, or Firm* — Mark S. Leonardo; Brown  
Rudnick LLP

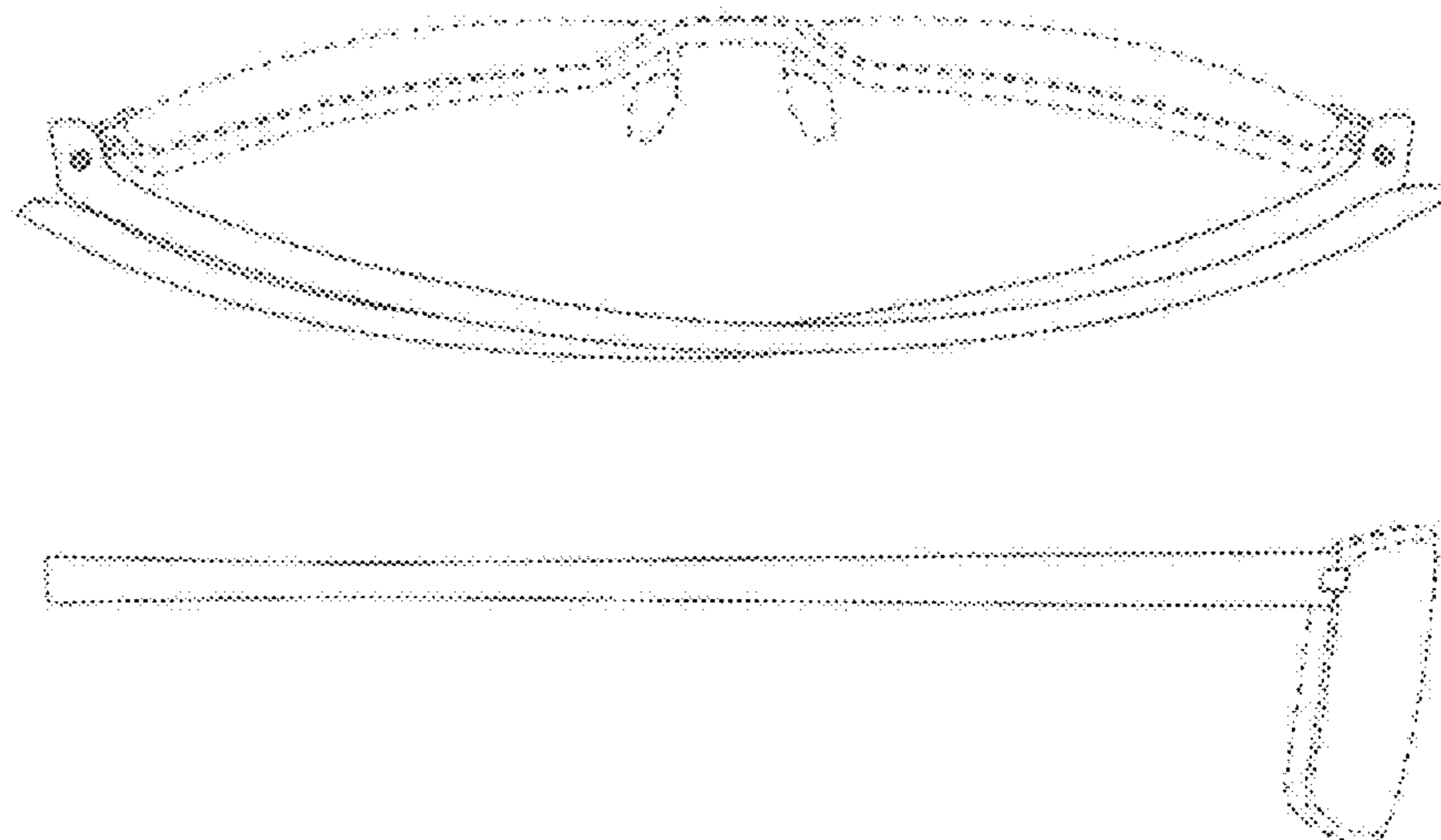
(57) **CLAIM**

The ornamental design for glasses, as shown and described.

**DESCRIPTION**

FIG. 1 illustrates a perspective view of glasses employing an ornamental design in accordance with the present invention; FIG. 2 illustrates an alternate view of the glasses of FIG. 1; FIG. 3 illustrates a front view of the glasses of FIG. 1; FIG. 4 illustrates a rear view of the glasses of FIG. 1; FIG. 5 illustrates a left side view of the glasses of FIG. 1; FIG. 6 illustrates a right side view of the glasses of FIG. 1; FIG. 7 illustrates a top view of the glasses of FIG. 1; and, FIG. 8 illustrates a bottom view of the glasses of FIG. 1. All features illustrated in phantom line are expressly disclaimed and form no part of the claimed design.

**1 Claim, 5 Drawing Sheets**



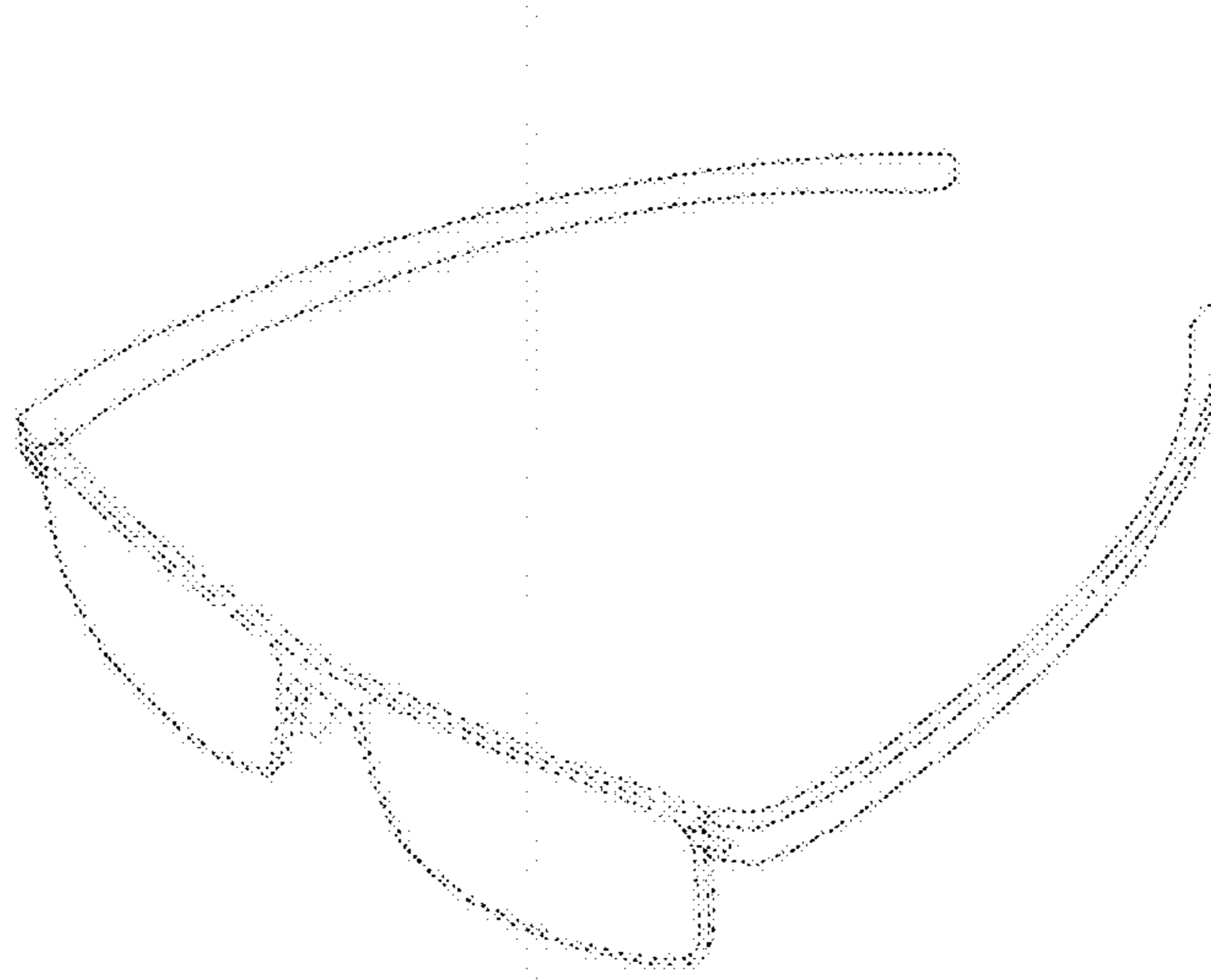


FIG. 1




FIG. 2




FIG. 3




FIG. 4




FIG. 5




FIG. 6

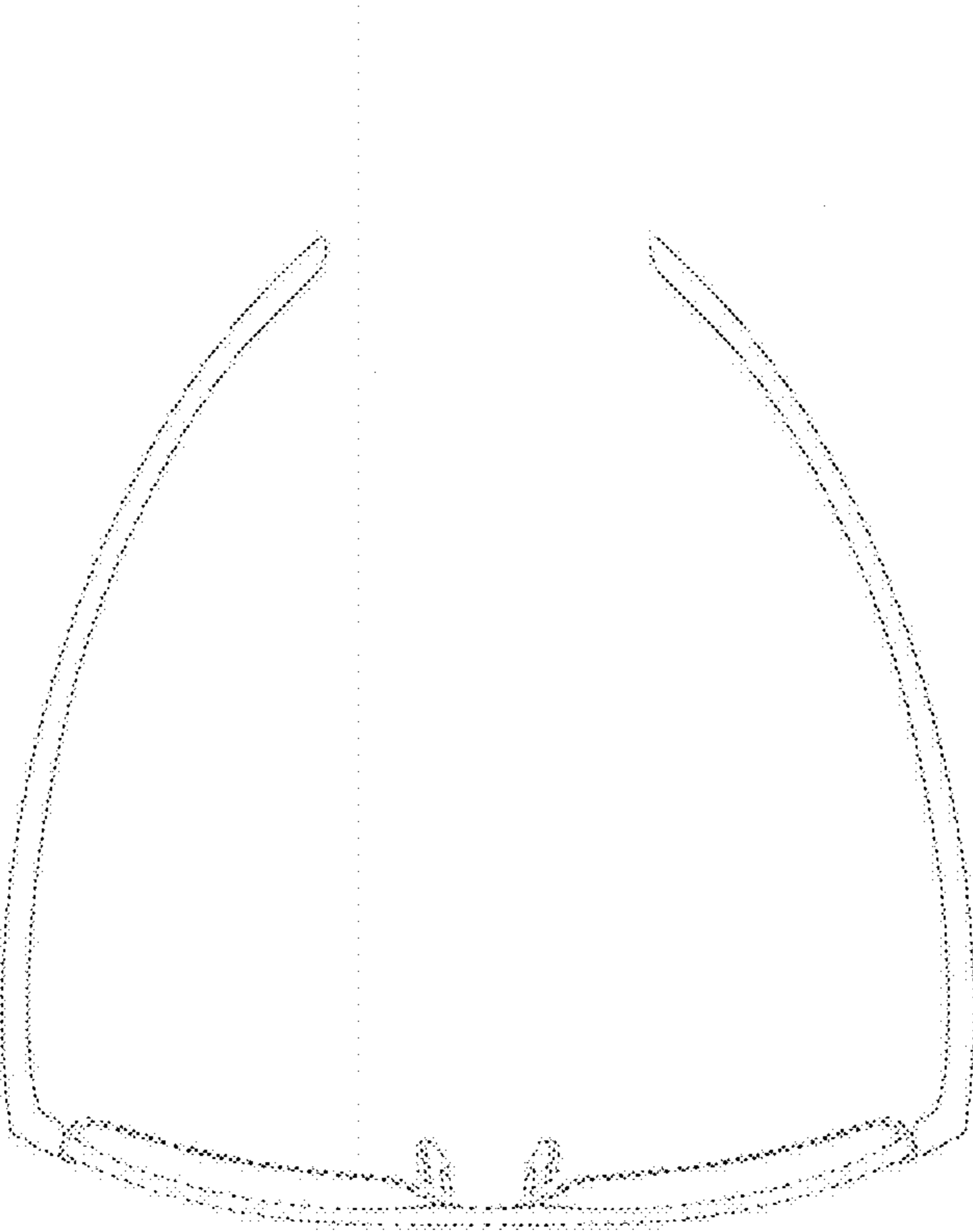


FIG. 7

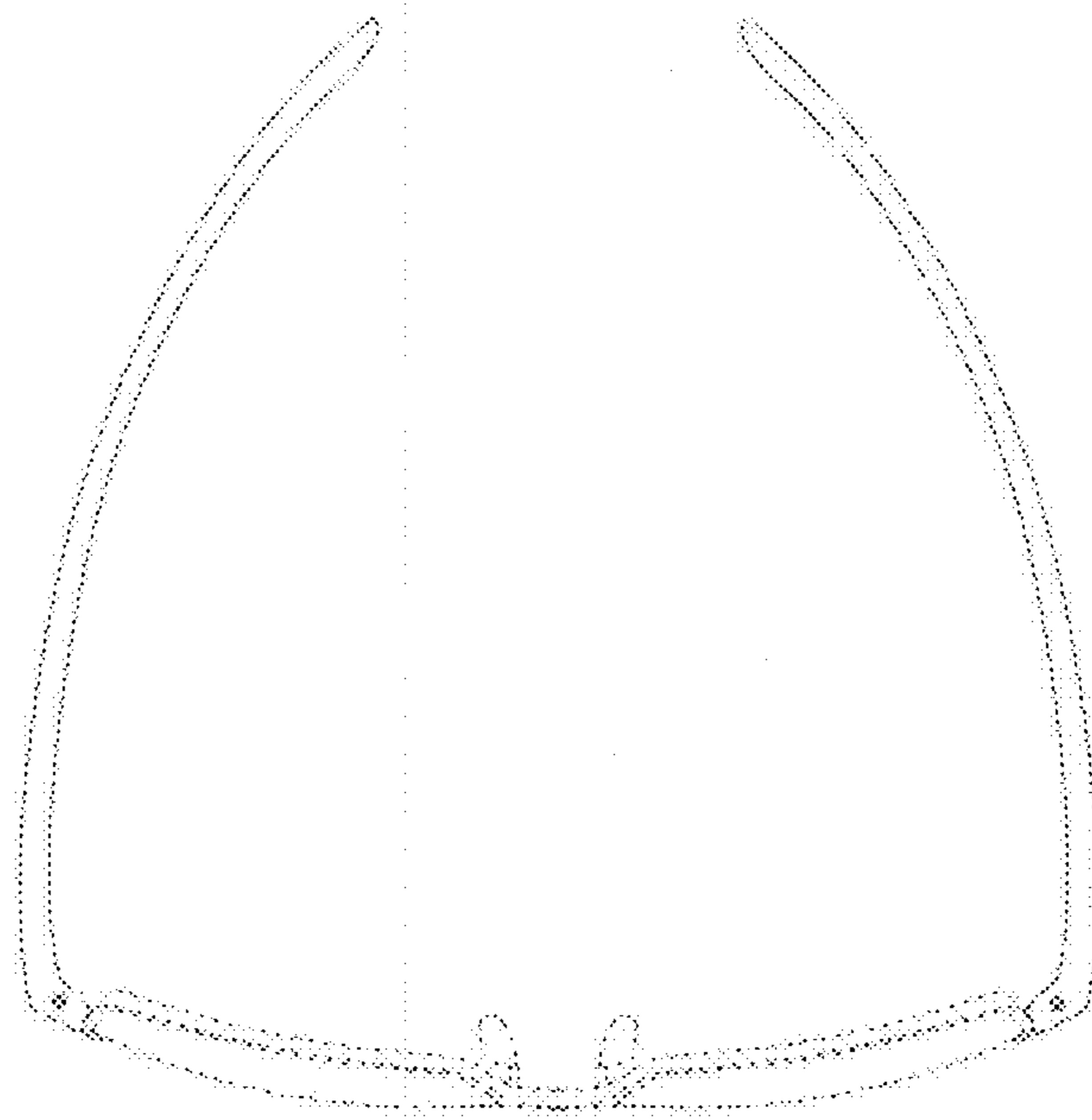


FIG. 8