



US00D756447S

(12) **United States Design Patent**
Jamin

(10) **Patent No.:** **US D756,447 S**

(45) **Date of Patent:** **** May 17, 2016**

(54) **SUNGLASSES**

(71) Applicant: **Christian Dior Couture**, Paris (FR)

(72) Inventor: **Mathieu Jamin**, Paris (FR)

(73) Assignee: **CHRISTIAN DIOR COUTURE**, Paris (FR)

(**) Term: **14 Years**

(21) Appl. No.: **29/521,506**

(22) Filed: **Mar. 24, 2015**

(30) **Foreign Application Priority Data**

Sep. 25, 2014 (WO) DM/084 489

(51) **LOC (10) Cl.** **16-06**

(52) **U.S. Cl.**
USPC **D16/320; D16/327; D16/328**

(58) **Field of Classification Search**
USPC D16/101, 300–342, 900; D29/109–110;
351/41, 44, 51–52, 62, 158, 92,
351/103–123, 140–153, 63, 59, 45–48;
2/426–432, 447–449, 441, 434–437,
2/440, 442, 13, 15; D21/483, 659–661;
D14/372
CPC G02C 2200/08; G02C 1/06; G02C 5/14;
G02C 11/02; G02C 11/04; G01C 5/16;
A61M 2021/0044; A63B 33/002

See application file for complete search history.

(56) **References Cited**

U.S. PATENT DOCUMENTS

1,967,434 A *	7/1934	Simonds	351/91
4,470,674 A *	9/1984	Piampiano	351/136
D302,559 S *	8/1989	Samuel	D16/320
5,343,259 A *	8/1994	Nakanishi	351/124
D439,924 S *	4/2001	Brown	D16/306
D643,459 S *	8/2011	Gonzalez	D16/315
D694,807 S *	12/2013	Holloway	D16/320
D700,647 S *	3/2014	Wilbern	D16/306
D700,932 S *	3/2014	Yee et al.	D16/325
D703,259 S *	4/2014	Markovitz et al.	D16/320
D703,731 S *	4/2014	Markovitz et al.	D16/320

* cited by examiner

Primary Examiner — Raphael Barkai

(74) *Attorney, Agent, or Firm* — Brinks Gilson & Lione

(57) **CLAIM**

The ornamental design for sunglasses, substantially as shown and described.

DESCRIPTION

FIG. 1 is a right front perspective view of my new design; FIG. 2 is a partial rear top perspective view thereof; FIG. 3 is a top plan view thereof; FIG. 4 is a left side perspective view thereof; FIG. 5 is a rear elevational view thereof; FIG. 6 is a front elevational view thereof on a larger scale; FIG. 7 is a left front perspective view thereof; FIG. 8 is a right side top perspective view thereof; FIG. 9 is a front elevational view thereof, with the temple pieces folded; and, FIG. 10 is a partial, left side enlarged detail perspective view of the rear of the temple pieces.

1 Claim, 10 Drawing Sheets





FIG. 1



FIG. 2



FIG. 3



FIG. 4



FIG. 5




FIG. 6



FIG. 7




FIG. 8



FIG. 9




FIG. 10