



US00D756443S

(12) **United States Design Patent**
Ju et al.

(10) **Patent No.:** **US D756,443 S**
(45) **Date of Patent:** **** May 17, 2016**

(54) **MOTION CAPTURE DEVICE ATTACHMENT ADAPTER**

(56) **References Cited**

U.S. PATENT DOCUMENTS

(71) Applicant: **Leap Motion, Inc.**, San Francisco, CA (US)

D552,152 S *	10/2007	Almond	D16/242
D620,514 S *	7/2010	Kim	D16/208
D627,815 S *	11/2010	Oba	D16/202
D656,175 S *	3/2012	Fong	D16/242
D689,539 S *	9/2013	Zaletel	D16/242
D717,361 S *	11/2014	Nikaido	D16/244

(72) Inventors: **Barry Ju**, San Francisco, CA (US); **Kyle Alexander Hay**, Belmont, CA (US)

* cited by examiner

(73) Assignee: **Leap Motion, Inc.**, San Francisco, CA (US)

Primary Examiner — Susan Bennett Hattan

Assistant Examiner — Vy Koenig

(**) Term: **14 Years**

(74) *Attorney, Agent, or Firm* — Haynes Beffel & Wolfeld LLP; Ernest J. Beffel, Jr.

(21) Appl. No.: **29/492,103**

(57) **CLAIM**

The ornamental design for a motion capture device attachment adapter, as shown and described.

(22) Filed: **May 28, 2014**

DESCRIPTION

(51) **LOC (10) Cl.** **16-05**

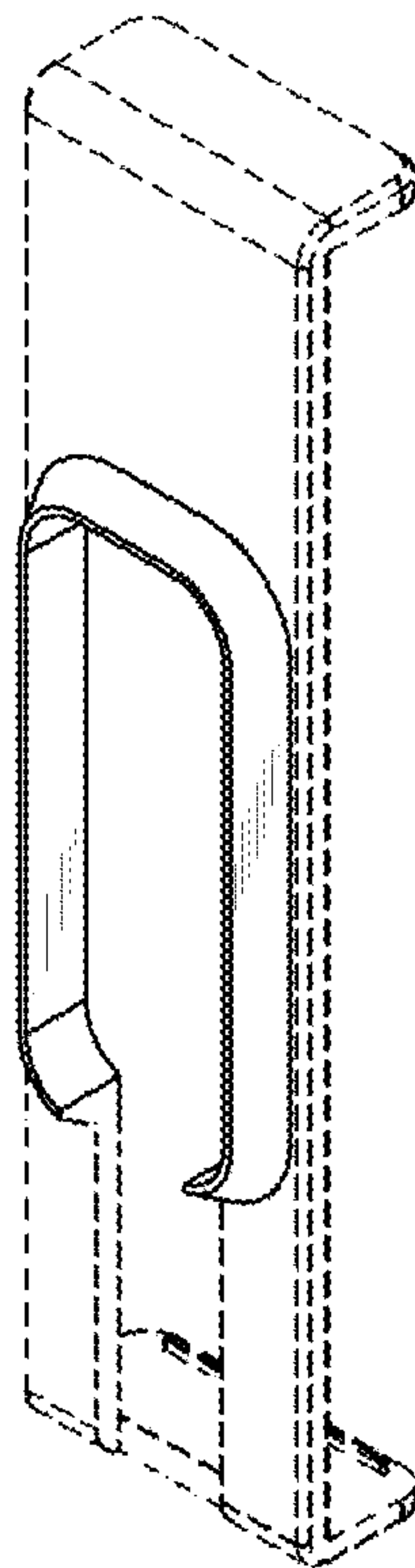
(52) **U.S. Cl.**
USPC **D16/237**

(58) **Field of Classification Search**
USPC D16/205, 208, 211, 214, 218–220, 235, D16/237–250, 302, 303; D8/349, 354, 363, D8/394, 395
CPC G03B 17/02; G03B 17/14; G03B 17/26; G03B 17/30; G03B 17/56; G03B 17/561–17/568; H04N 5/2251–5/2254; F16M 11/14; F16M 11/26; F16M 13/04; B66F 3/10
See application file for complete search history.

FIG. 1 is a perspective view of a motion capture device attachment adapter showing our new design; FIG. 2 is a top plan view thereof; FIG. 3 is a bottom plan view thereof; FIG. 4 is a left side elevation view thereof; FIG. 5 is a right side elevation view thereof; FIG. 6 is a rear elevation view thereof; and, FIG. 7. is a front elevation view thereof.

The broken lines shown in the drawings of FIGS. 1-7 represent portions of the body of the motion capture device attachment adapter that form no part of the claimed design.

1 Claim, 4 Drawing Sheets



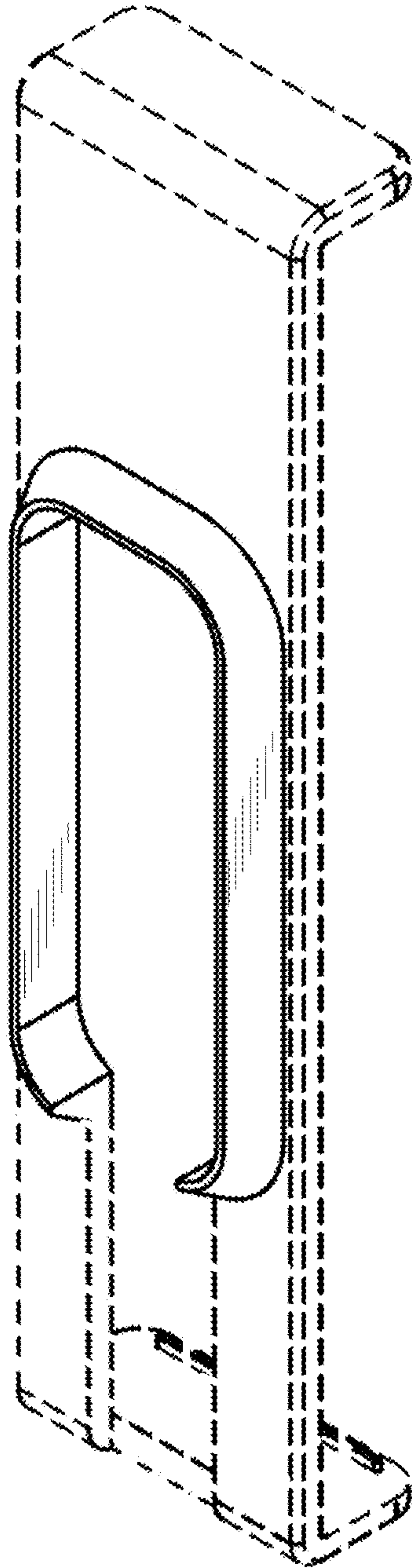


Fig. 1




Fig. 2




Fig. 3

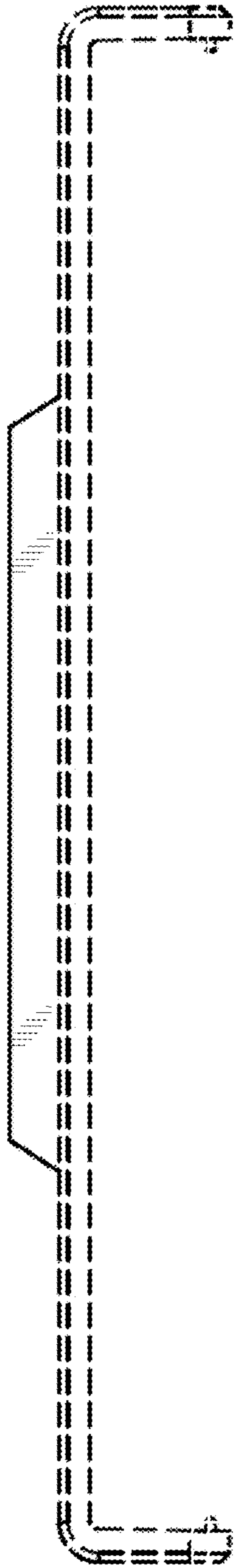


Fig. 4

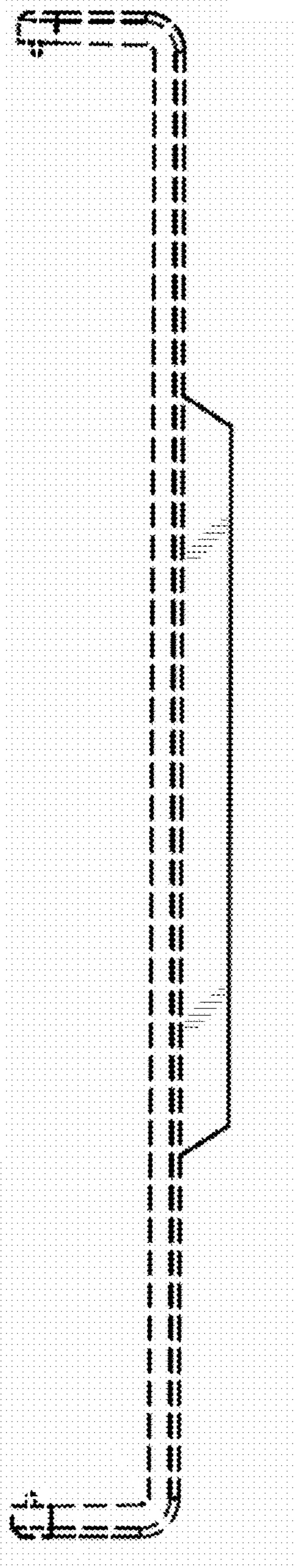


Fig. 5

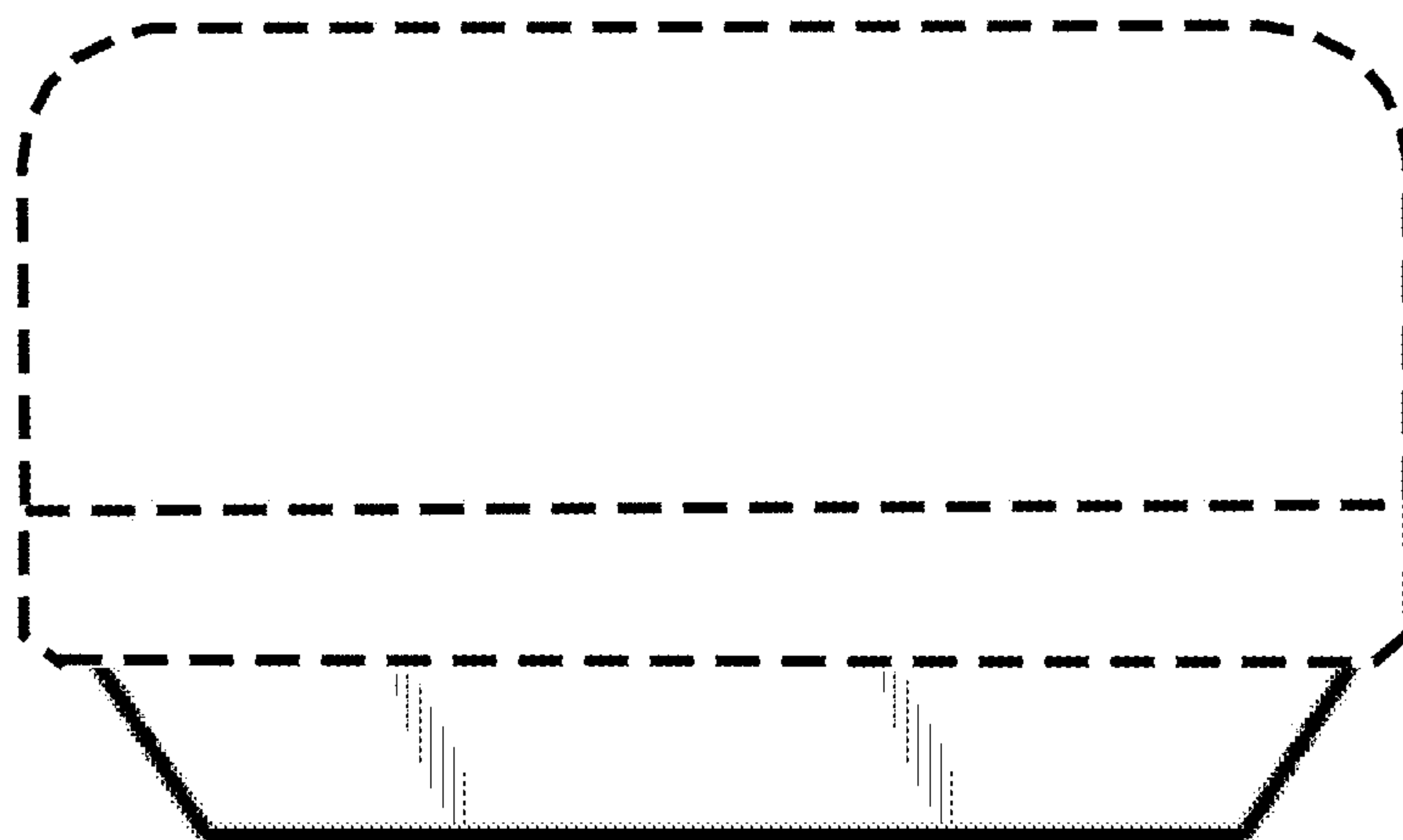


Fig. 6

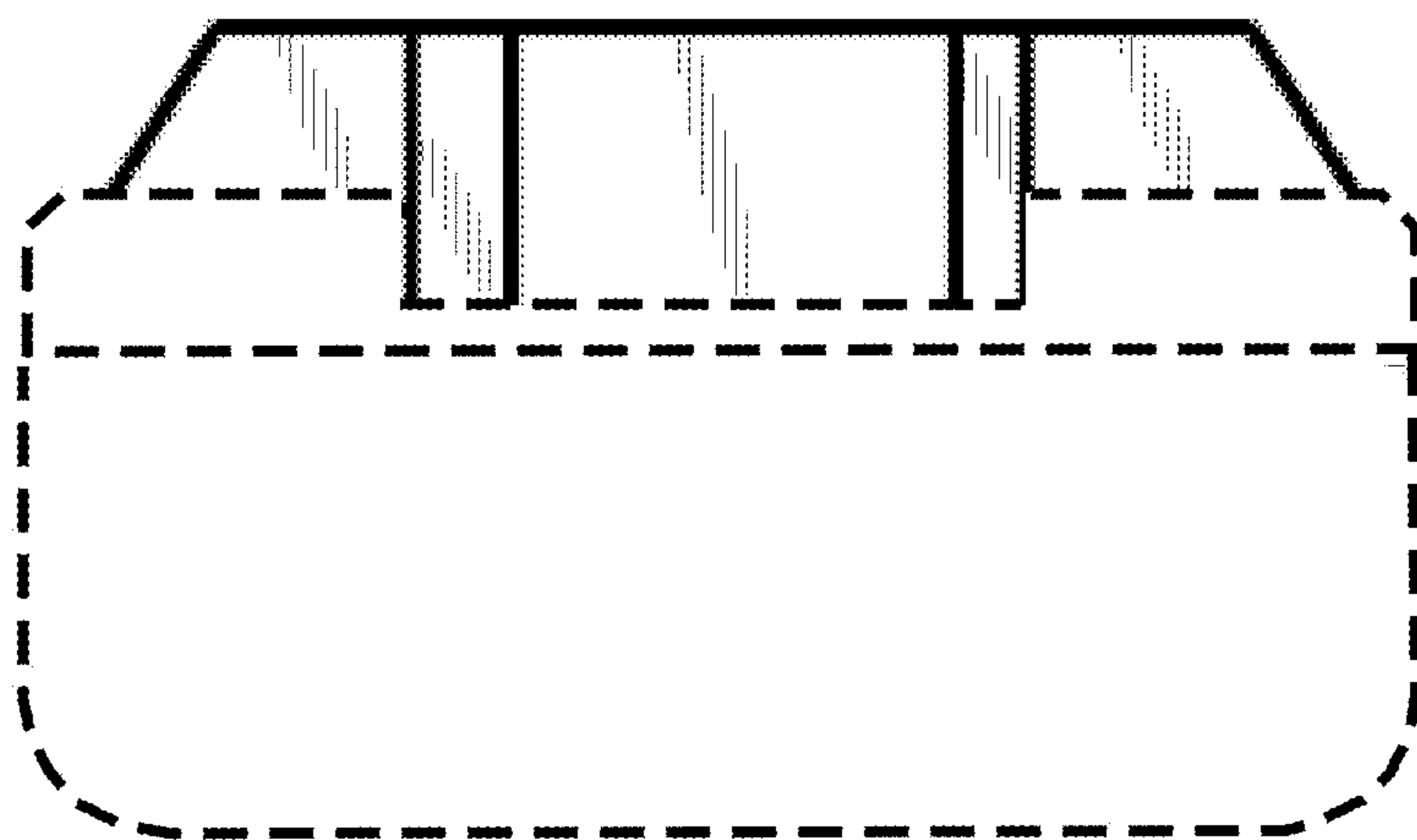


Fig. 7