



US00D756370S

(12) **United States Design Patent**
Arriola et al.

(10) **Patent No.:** **US D756,370 S**
(45) **Date of Patent:** **** May 17, 2016**

(54) **DISPLAY PANEL OR SCREEN WITH GRAPHICAL USER INTERFACE**

(71) Applicant: **Sony Corporation**, Tokyo (JP)

(72) Inventors: **George Arriola**, Los Angeles, CA (US);
George Williams, Los Angeles, CA (US);
Carsten Schwesig, Los Angeles, CA (US);
Corianda Rocklein, Los Angeles, CA (US);
Michael Bauerly, Los Angeles, CA (US)

(73) Assignee: **Sony Corporation**, Tokyo (JP)

(**) Term: **14 Years**

(21) Appl. No.: **29/442,200**

(22) Filed: **Jan. 3, 2013**

(51) **LOC (10) Cl.** **14-04**

(52) **U.S. Cl.**
USPC **D14/485**

(58) **Field of Classification Search**
USPC D14/485–495; 715/700, 703, 711, 716,
715/719, 727, 740, 768, 772, 773, 779, 781,
715/810, 825, 828, 833, 835, 840, 856, 857,
715/859, 861, 864, 974, 975; 382/124
See application file for complete search history.

(56) **References Cited**

U.S. PATENT DOCUMENTS

D552,623	S	*	10/2007	Vong et al.	D14/487
D557,272	S	*	12/2007	Glaser et al.	D14/487
D558,220	S	*	12/2007	Maitlen et al.	D14/487
D563,971	S	*	3/2008	Cummins et al.	D14/487
D579,943	S	*	11/2008	Clark et al.	D14/485
D579,944	S	*	11/2008	Jeon et al.	D14/485
D581,939	S	*	12/2008	Cooley et al.	D14/485
D621,845	S	*	8/2010	Anzures et al.	D14/486

(Continued)

Primary Examiner — Angela J Lee

(74) *Attorney, Agent, or Firm* — Michael Best & Friedrich LLP

(57) **CLAIM**

The ornamental design for a display panel or screen with a graphical user interface, as shown and described.

DESCRIPTION

FIG. 1 is a front elevational view of a first embodiment of a display panel or screen with a graphical user interface showing our new design.

FIG. 2 is a front elevational view of a second embodiment of a display panel or screen with a graphical user interface showing our new design.

FIG. 3 is a front elevational view of a third embodiment of a display panel or screen with a graphical user interface showing our new design.

FIG. 4 is a front elevational view of a fourth embodiment of a display panel or screen with a graphical user interface showing our new design.

FIG. 5 is a front elevational view of a fifth embodiment of a display panel or screen with a graphical user interface showing our new design.

FIG. 6 is a front elevational view of a sixth embodiment of a display panel or screen with a graphical user interface showing our new design.

FIG. 7 is an enlarged front elevational view of the claimed portion of the embodiment of FIG. 1.

FIG. 8 is an enlarged front elevational view of the claimed portion of the embodiment of FIG. 2.

FIG. 9 is an enlarged front elevational view of the claimed portion of the embodiment of FIG. 3.

FIG. 10 is an enlarged front elevational view of the claimed portion of the embodiment of FIG. 4.

FIG. 11 is an enlarged front elevational view of the claimed portion of the embodiment of FIG. 5; and,

FIG. 12 is an enlarged front elevational view of the claimed portion of the embodiment of FIG. 6.

The broken line showing of a display panel or screen, and other elements form no part of the claimed design. Dot-dash broken lines define the boundaries of, but not included in, the claimed design.

1 Claim, 12 Drawing Sheets



(56)

References Cited

U.S. PATENT DOCUMENTS

D626,134 S *	10/2010	Chaudhri	D14/486	D667,839 S *	9/2012	Kriese et al.	D14/487
D633,510 S *	3/2011	MacBeth et al.	D14/486	D671,550 S *	11/2012	Chen et al.	D14/486
D638,845 S *	5/2011	Woods et al.	D14/486	D674,400 S *	1/2013	Fong et al.	D14/486
D645,879 S *	9/2011	Cavanaugh et al.	D14/488	D676,866 S *	2/2013	Chaudhri	D14/487
D652,050 S *	1/2012	Chaudhri	D14/486	D682,291 S *	5/2013	Baek et al.	D14/486
D667,420 S *	9/2012	Kriese et al.	D14/487	D684,159 S *	6/2013	Wujcik et al.	D14/485
D667,421 S *	9/2012	Kriese et al.	D14/487	D684,161 S *	6/2013	Truelove et al.	D14/485
				D684,164 S *	6/2013	Friedlander et al.	D14/486
				2011/0161811 A1*	6/2011	Choi	715/702

* cited by examiner

FIG.1




FIG.2

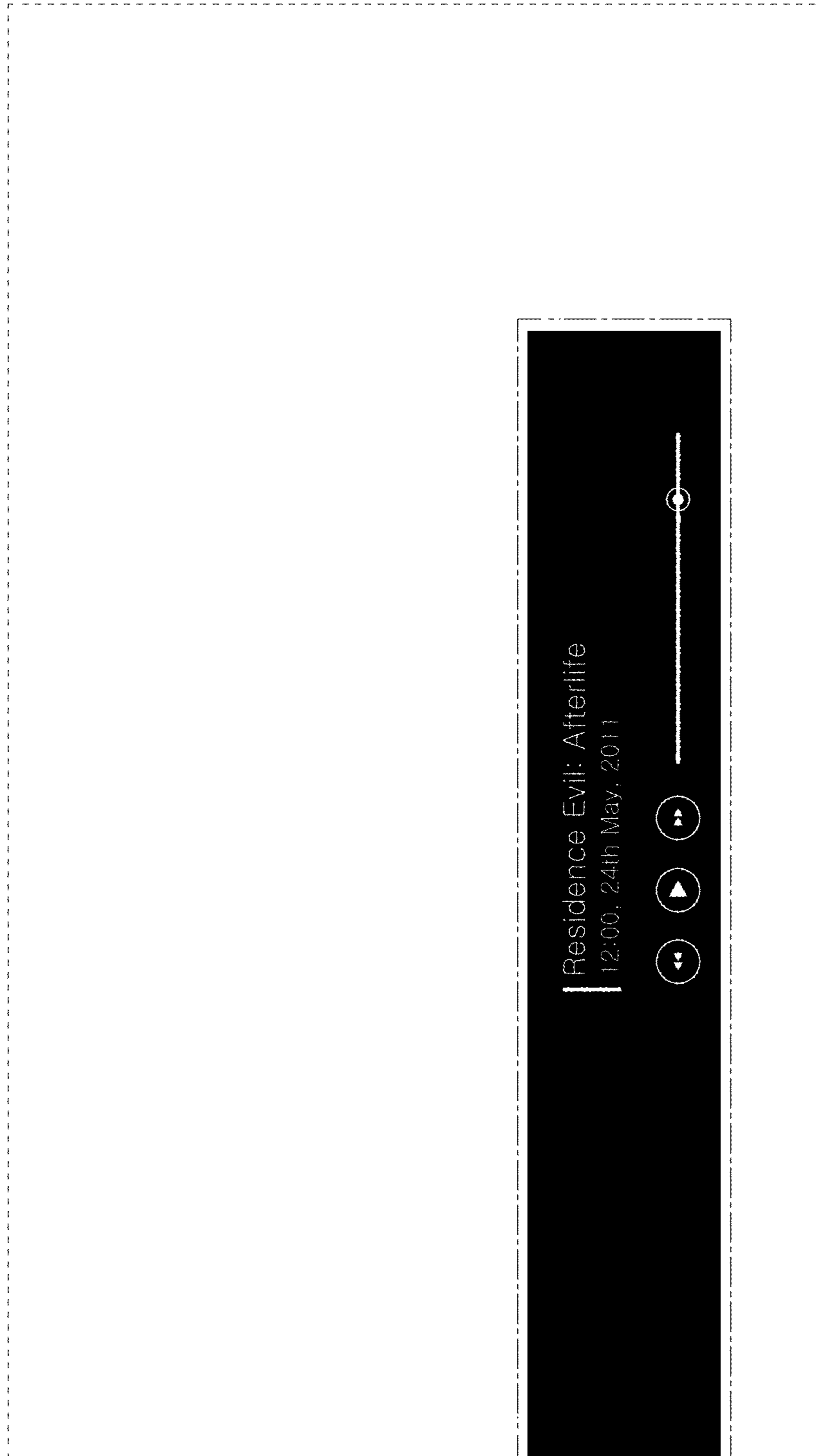


FIG.3




FIG.4



FIG.5




FIG.6

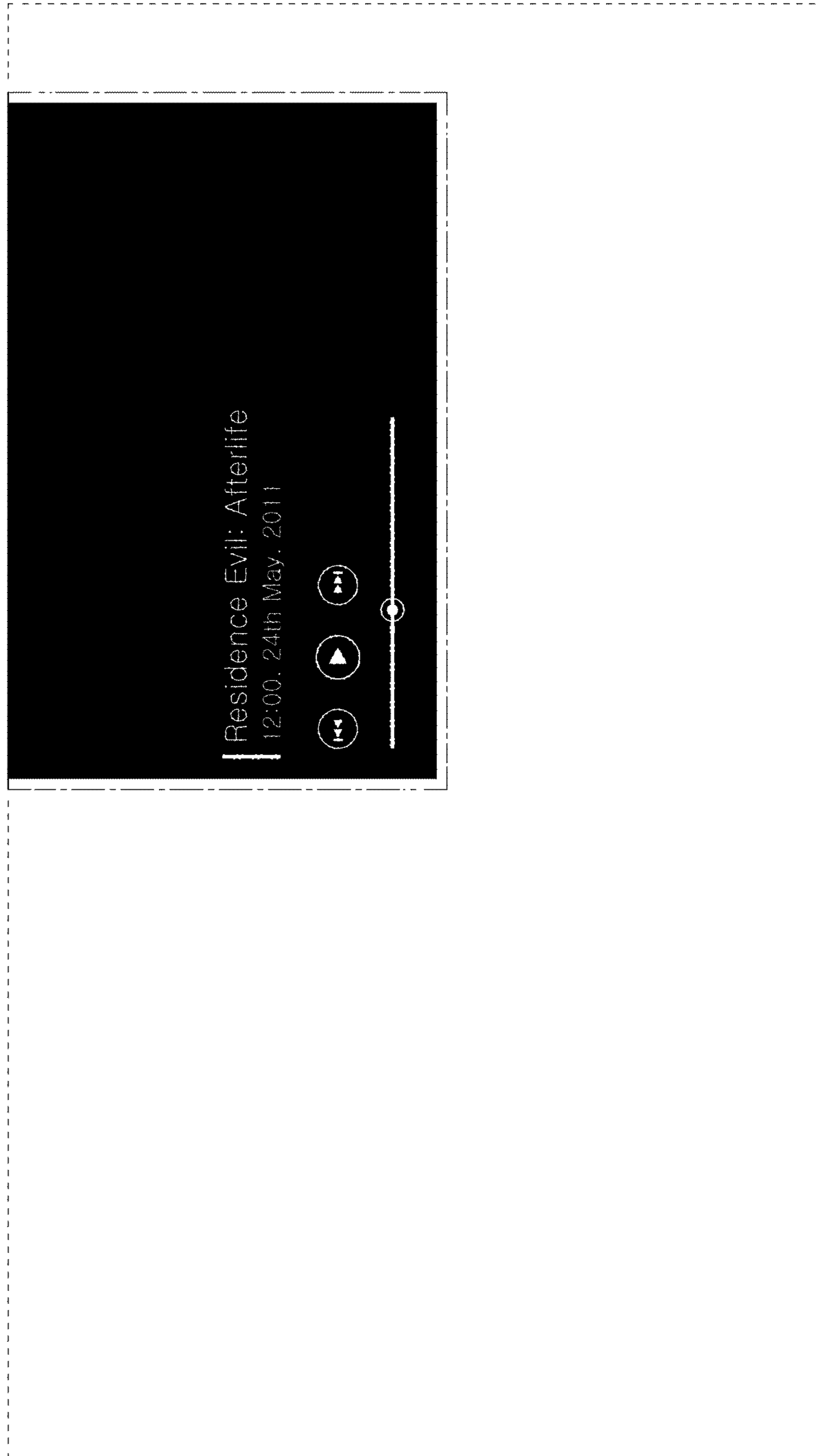


FIG.7




FIG.8

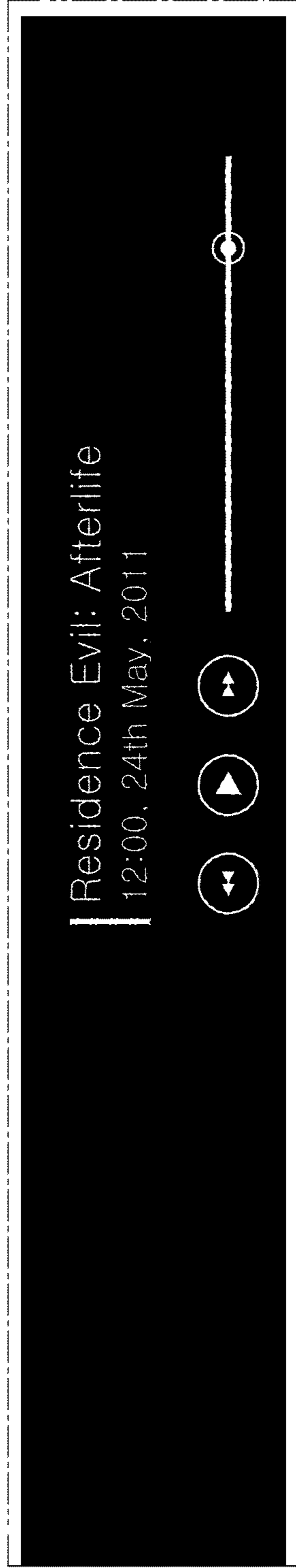


FIG.9

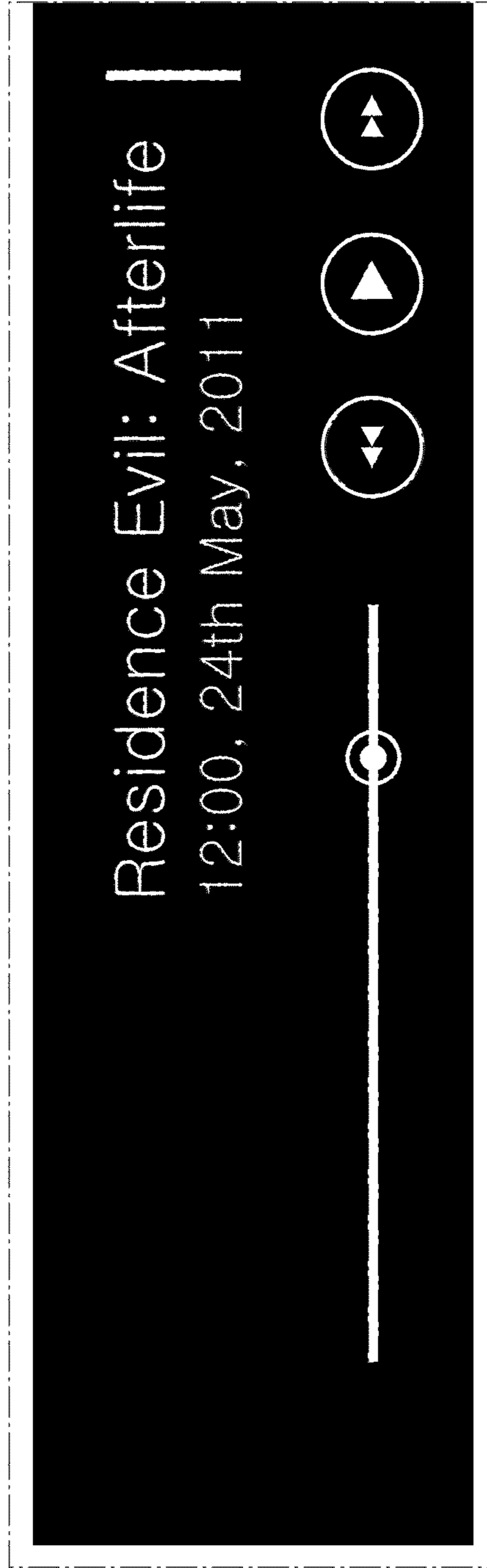


FIG.10

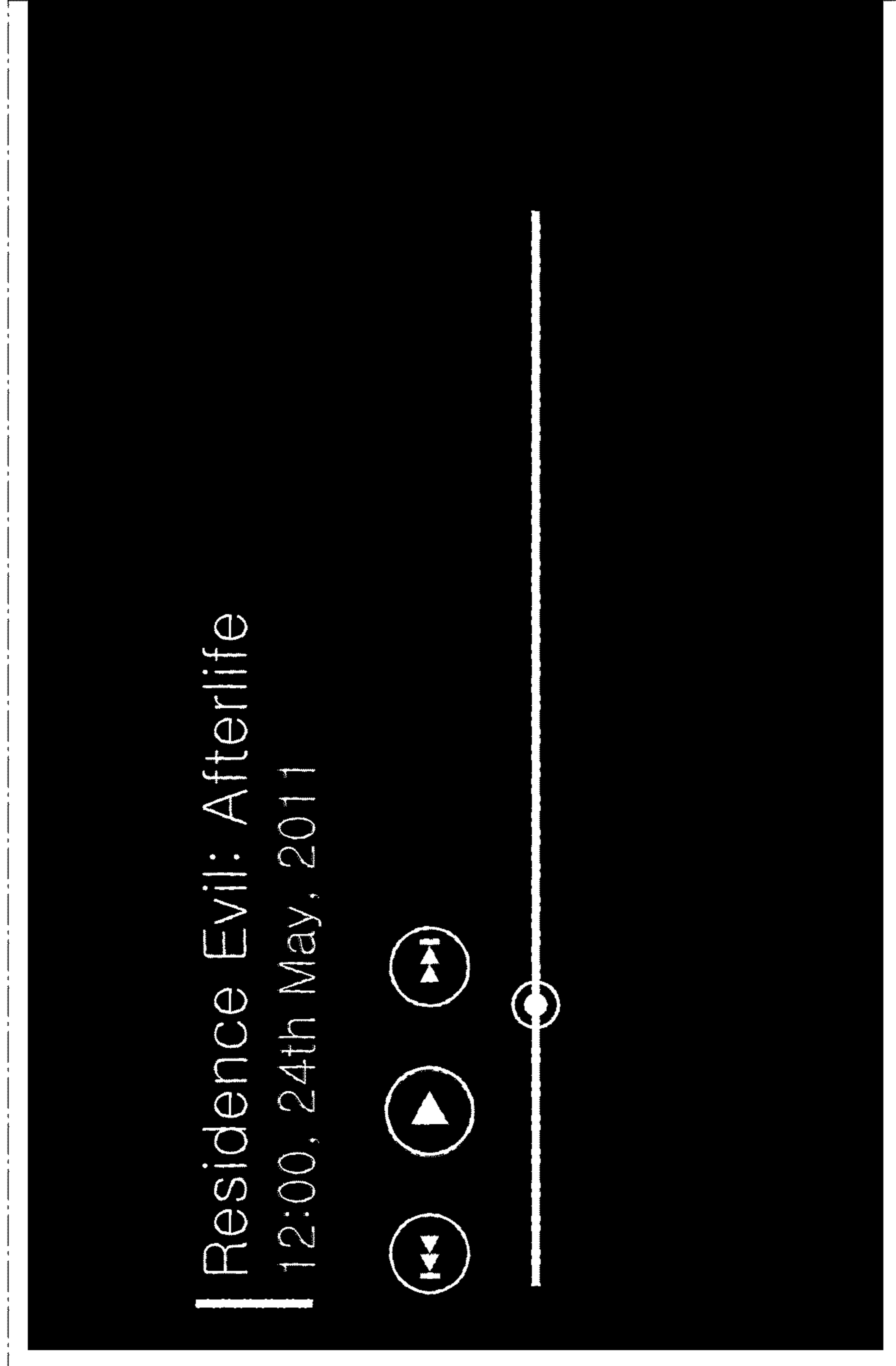


FIG.11

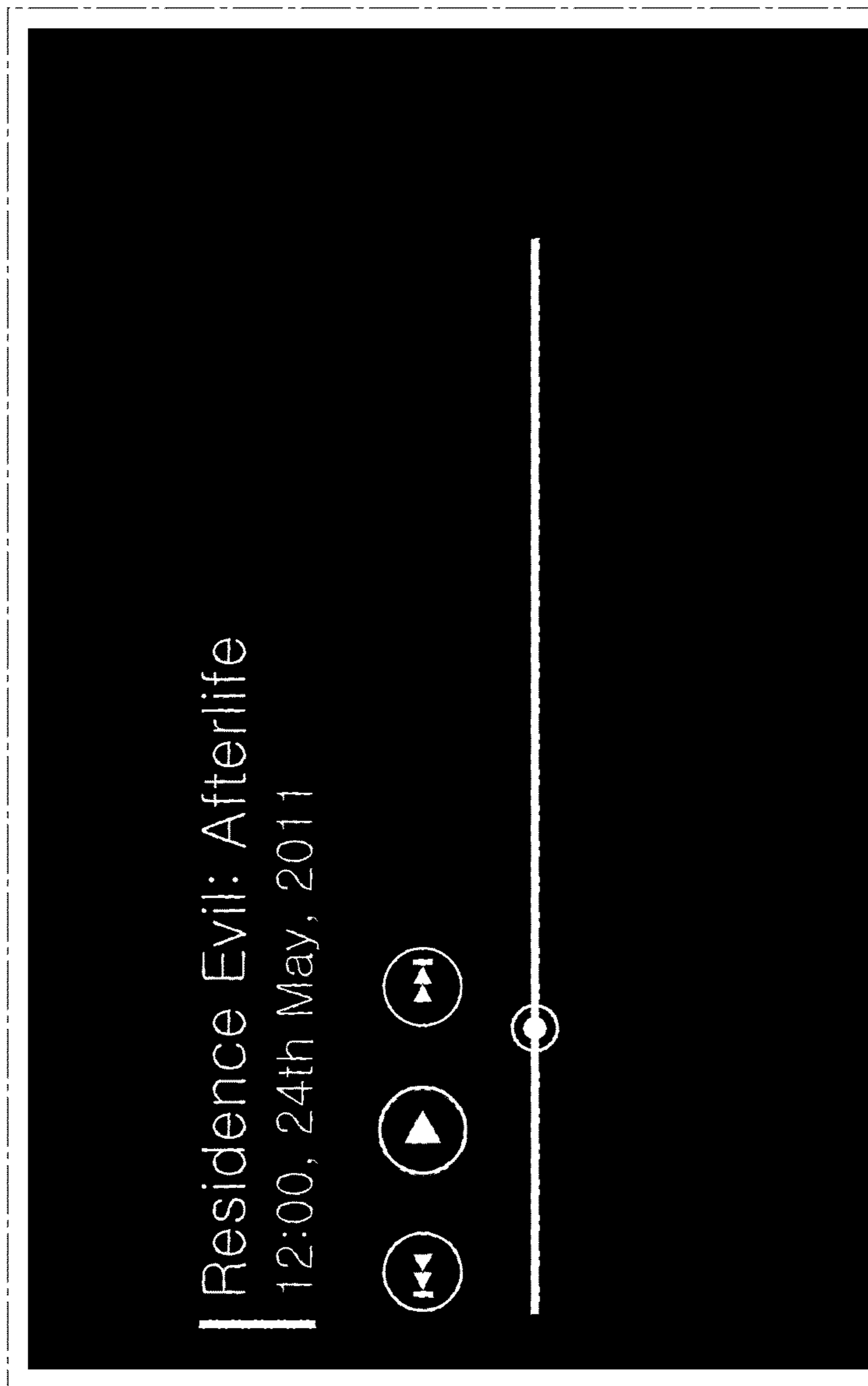


FIG.12

