



US00D756369S

(12) **United States Design Patent**  
**Lee**

(10) **Patent No.:** **US D756,369 S**  
(45) **Date of Patent:** **\*\* May 17, 2016**

(54) **DISPLAY SCREEN OR PORTION THEREOF WITH GRAPHICAL USER INTERFACE**

(75) Inventor: **Bo-Ran Lee**, Seoul (KR)

(73) Assignee: **Samsung Electronics Co., Ltd.**, Suwon-si (KR)

(\*\*) Term: **14 Years**

(21) Appl. No.: **29/425,824**

(22) Filed: **Jun. 27, 2012**

(30) **Foreign Application Priority Data**

Jan. 19, 2012 (KR) ..... 30-2012-0002874

(51) **LOC (10) Cl.** ..... **14-04**

(52) **U.S. Cl.**  
USPC ..... **D14/485**; D14/489

(58) **Field of Classification Search**  
USPC ..... D14/485–495  
CPC ..... G06F 3/01; G06F 3/0481; G06F 3/0482;  
G06F 3/0483; G06F 3/0484  
See application file for complete search history.

(56) **References Cited**

**U.S. PATENT DOCUMENTS**

D384,373 S *	9/1997	Wong	.....	D19/34
D410,679 S *	6/1999	Blanchard et al.	.....	D19/34
D466,930 S *	12/2002	Kim	.....	D19/34
D467,611 S *	12/2002	Kim	.....	D19/34
D486,855 S *	2/2004	Bailey	.....	D19/34
D495,740 S *	9/2004	Lee	.....	D19/34
D517,120 S *	3/2006	Scott	.....	D19/34
D551,705 S *	9/2007	Mershon	.....	D19/34

D596,195 S *	7/2009	Wall et al.	.....	D14/489
D679,727 S *	4/2013	Aburatowski	.....	D14/489
D688,266 S *	8/2013	Jang et al.	.....	D14/490
D702,719 S *	4/2014	Aburatowski et al.	.....	D14/489
D707,706 S *	6/2014	Cranfill et al.	.....	D14/492
D717,338 S *	11/2014	Anzures et al.	.....	D14/492
D720,805 S *	1/2015	Khayat et al.	.....	D19/34
D725,676 S *	3/2015	Myung et al.	.....	D14/492
D726,740 S *	4/2015	Jang et al.	.....	D14/485

\* cited by examiner

*Primary Examiner* — Cathron Brooks  
*Assistant Examiner* — Daniel J Domino  
(74) *Attorney, Agent, or Firm* — NSIP Law

(57) **CLAIM**  
I claim the ornamental design for a display screen or portion thereof with graphical user interface, as shown and described.

**DESCRIPTION**

FIG. 1 is a front view of a display screen or portion thereof with graphical user interface showing my new design; FIG. 2 is another front view of the design of FIG. 1, showing the environment; FIG. 3 is a front view of a second embodiment of the design; and, FIG. 4 is another front view of the design of FIG. 3, showing the article in an alternate state of use. The broken lines of the mobile terminal, text words, numbers and symbols are for the purpose of illustrating environmental structure and form no part of the claimed design. The dash-dot lines in the figures form a boundary of the claimed design, and form no part of the claimed design.

**1 Claim, 4 Drawing Sheets**




FIG. 1




FIG. 2




FIG. 3

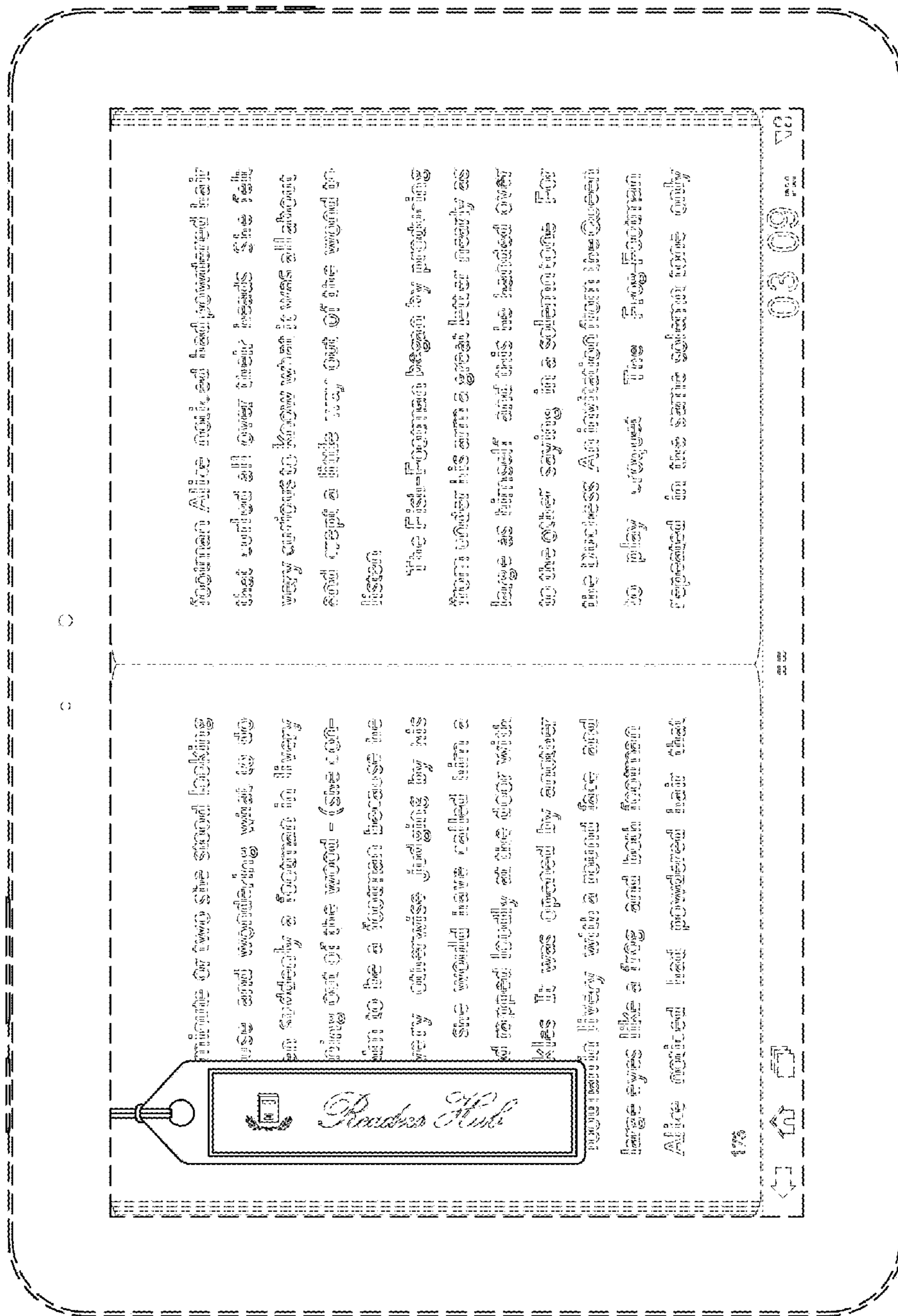


FIG. 4

