



US00D756365S

(12) **United States Design Patent**  
**Huang et al.**

(10) **Patent No.:** **US D756,365 S**

(45) **Date of Patent:** **\*\* May 17, 2016**

- (54) **TABLET COMPUTER HOLDER**
- (71) Applicant: **Compal Electronics, Inc.**, Taipei (TW)
- (72) Inventors: **Hsin-Hui Huang**, Taipei (TW);  
**Yung-Hsiang Chen**, Taipei (TW); **Li Fang Chen**, Taipei (TW); **Pei-Pin Huang**, Taipei (TW); **Guo-Shiung Hung**, Taipei (TW)
- (73) Assignee: **COMPAL ELECTRONICS, INC.**, Taipei (TW)
- (\*\*) Term: **14 Years**
- (21) Appl. No.: **29/460,733**
- (22) Filed: **Jul. 15, 2013**
- (30) **Foreign Application Priority Data**

May 20, 2013 (TW) ..... 102303552

(51) **LOC (10) Cl.** ..... **14-04**

(52) **U.S. Cl.**  
USPC ..... **D14/447**

(58) **Field of Classification Search**  
USPC ..... D14/447, 451, 452, 439, 440, 432, 457,  
D14/460, 461, 217, 239, 251, 253;  
D6/406.3, 406.4, 406.5, 406.6;  
248/460, 917-924, 150, 176.1, 177.1,  
248/181.1, 188.7; 361/679.02, 679.06,  
361/679.07, 679.09, 679.21, 679.22,  
361/679.26, 679.27, 679.3, 679.55, 679.56;  
D8/363, 373, 380

CPC ..... F16M 2200/00; F16M 13/00; A45C  
2011/003; A45C 2011/002; A47B 2023/049;  
A47B 2097/005; A47B 2097/006; A47B 21/04

See application file for complete search history.

- (56) **References Cited**
- U.S. PATENT DOCUMENTS
- D659,139 S \* 5/2012 Gengler ..... D14/392
- D676,453 S \* 2/2013 Hsu et al. .... D14/447
- D678,885 S \* 3/2013 Gengler ..... D14/447
- D689,059 S \* 9/2013 Tak et al. .... D14/457
- D692,432 S \* 10/2013 Liu et al. .... D14/440
- D693,821 S \* 11/2013 Bates et al. .... D14/440
- D693,822 S \* 11/2013 Bates et al. .... D14/440
- D697,913 S \* 1/2014 Park ..... D14/392
- D701,214 S \* 3/2014 Gengler ..... D14/447
- 2012/0008269 A1 \* 1/2012 Gengler ..... 361/679.09
- 2012/0327594 A1 \* 12/2012 Gengler ..... 361/679.56
- 2014/0043743 A1 \* 2/2014 Liang ..... 361/679.09
- 2014/0075214 A1 \* 3/2014 Spollen ..... 713/300

\* cited by examiner

*Primary Examiner* — Angela J Lee

(74) *Attorney, Agent, or Firm* — Bacon & Thomas, PLLC

(57) **CLAIM**

The ornamental design for the tablet computer holder, as shown and described.

**DESCRIPTION**

FIG. 1 is a top, front, and right perspective view of tablet computer holder showing our new design;

FIG. 2 is a front view thereof;

FIG. 3 is a rear view thereof;

FIG. 4 is a left side view thereof;

FIG. 5 is right side view thereof;

FIG. 6 is a top view thereof;

FIG. 7 is a bottom view thereof;

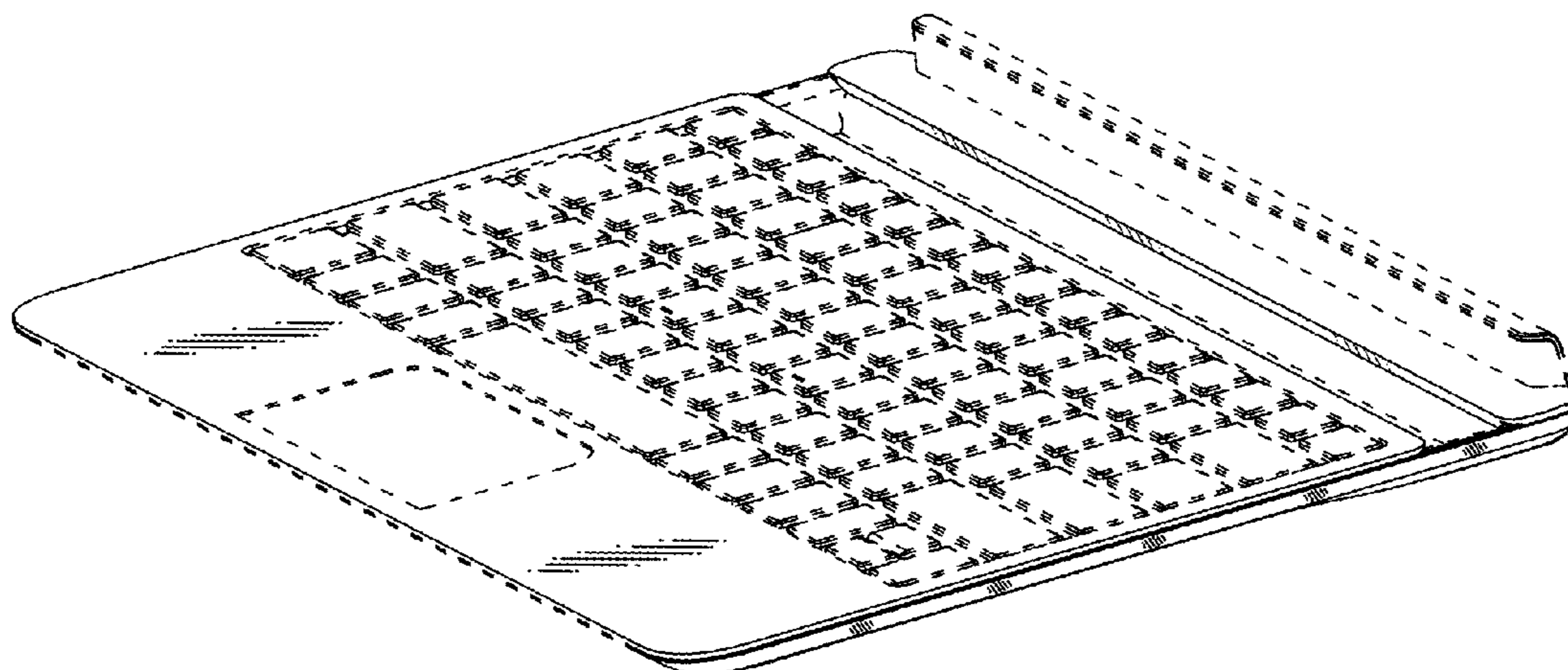
FIG. 8 is a right side partial sectional view thereof, taken at the line 8-8 in FIG. 2;

FIG. 9 is another right side partial sectional view thereof, but with a tablet computer shown in broken lines; and,

FIG. 10 is another right side partial sectional view thereof, but with the tablet computer shown in broken lines reversely.

The portions of the tablet computer holder shown in broken lines forms no part of the claimed design.

**1 Claim, 8 Drawing Sheets**



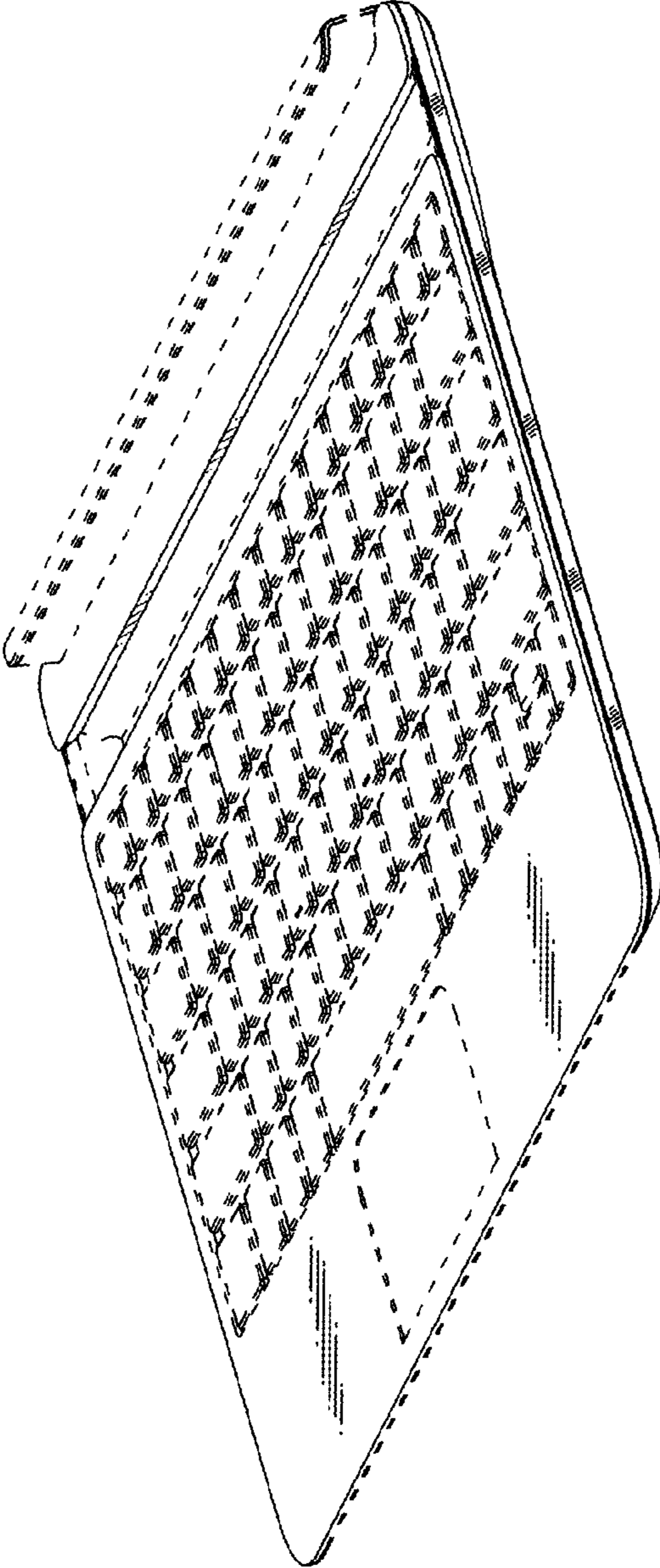


FIG. 1

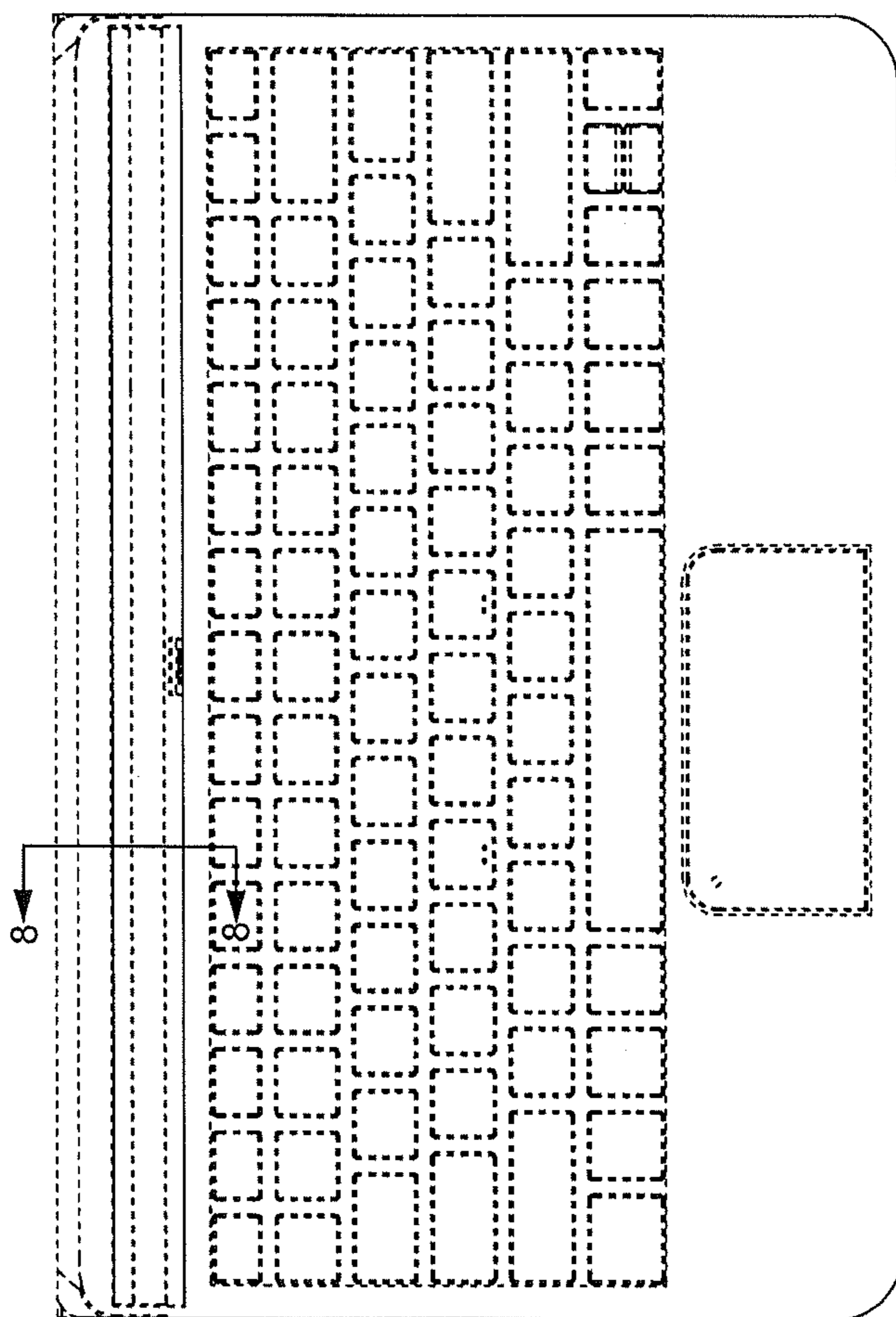


FIG. 2




FIG. 3




FIG. 5

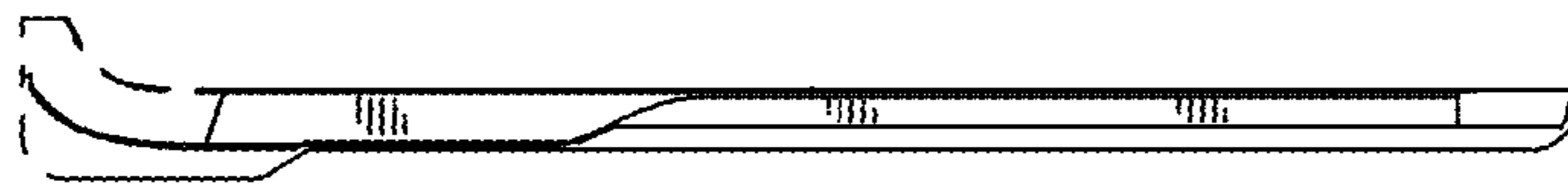


FIG. 4




FIG. 6

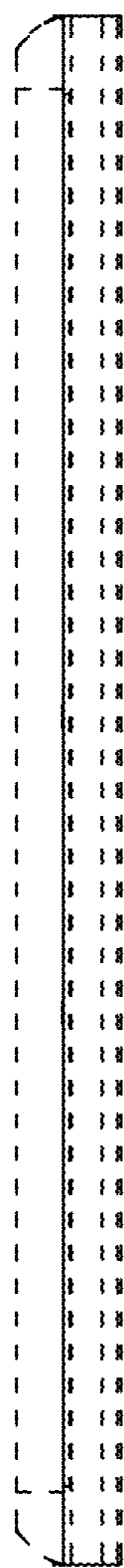


FIG. 7

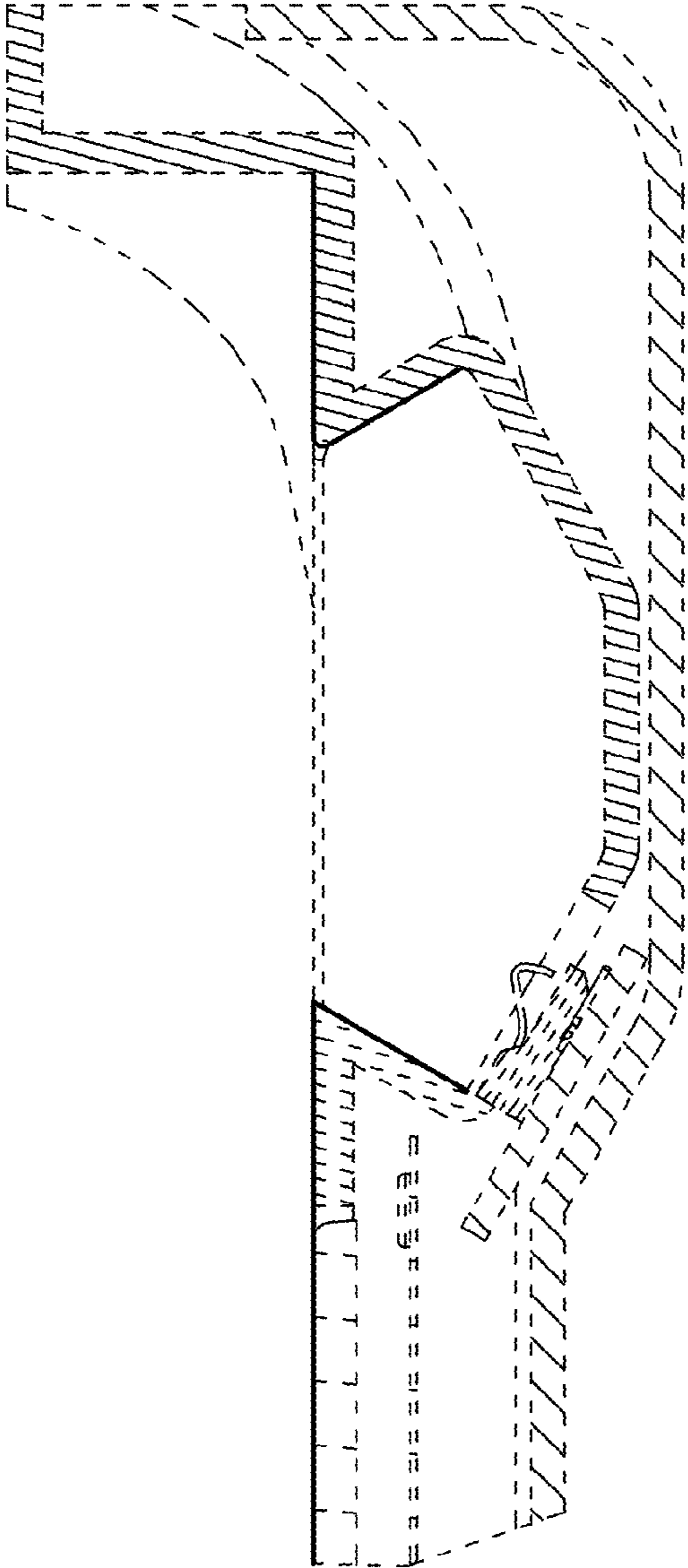


FIG. 8

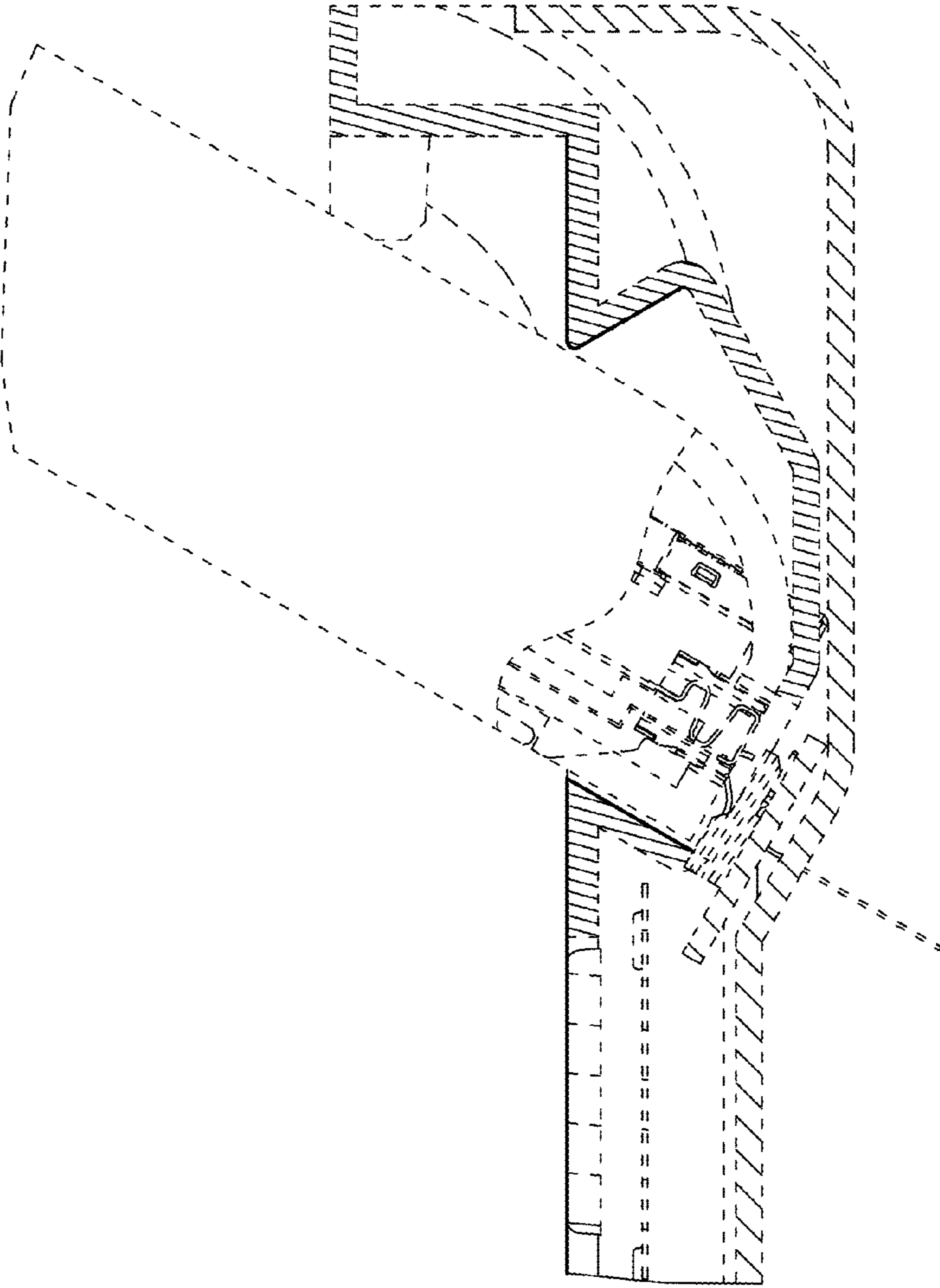


FIG. 9



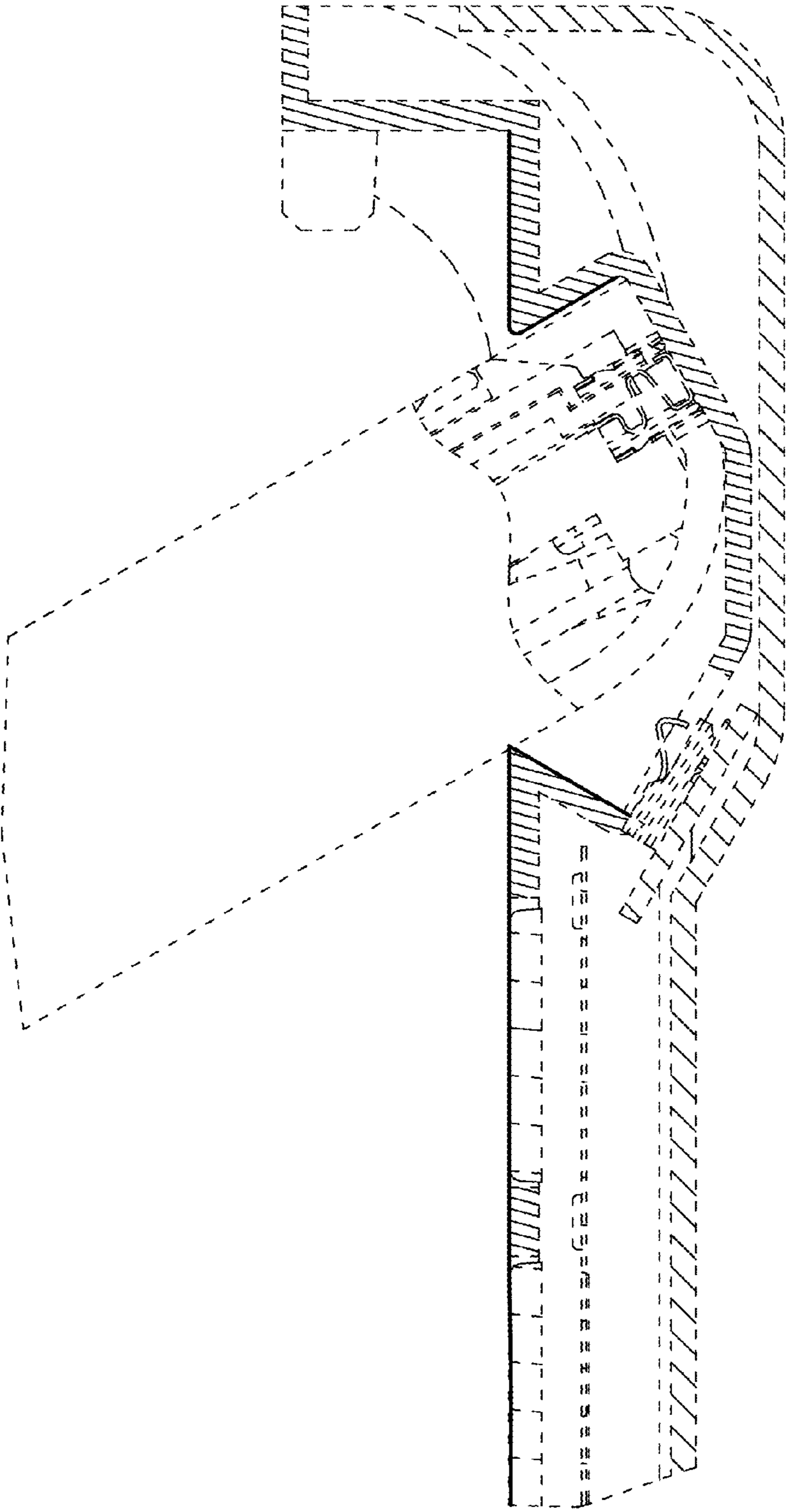


FIG. 10