



US00D756356S

(12) **United States Design Patent**
Park et al.

(10) **Patent No.:** **US D756,356 S**

(45) **Date of Patent:** **** May 17, 2016**

(54) **MOBILE TERMINAL**

(71) Applicant: **Samsung Electronics Co., Ltd.**,
Suwon-si (KR)

(72) Inventors: **Sang-II Park**, Seoul (KR); **Se-O Lee**,
Sunghnam-Si (KR)

(73) Assignee: **Samsung Electronics Co., Ltd.**,
Suwon-si (KR)

(**) Term: **14 Years**

(21) Appl. No.: **29/499,008**

(22) Filed: **Aug. 11, 2014**

(30) **Foreign Application Priority Data**

Feb. 22, 2014 (KR) 30-2014-0009023

(51) **LOC (10) Cl.** **14-02**

(52) **U.S. Cl.**
USPC **D14/344**; D10/70; D10/103

(58) **Field of Classification Search**
USPC D14/140, 137, 138 R, 138 AB, 139, 144,
D14/148-150, 155, 167, 191, 192, 203.1,
D14/203.3, 203.4, 203.5, 203.7, 248, 226,
D14/218, 240, 344, 440, 341, 346, 448, 450,
D14/496; D10/30-32, 37-39, 65, 70, 77,
D10/78, 98, 103, 104.1, 104.2, 125;
D11/3-5, 12, 19, 25; D13/168;
D3/215; D15/199; 381/364, 151;
379/433.1; 455/575.1, 575.3, 575.4,
455/575.6, 556.1, 556.2, 558, 90.3; 368/10,
368/13, 69, 223, 281, 282, 294, 295, 296;
D21/329, 513; D24/167, 186, 517
CPC H04B 1/03; H04B 1/385; G04G 9/00;
G04G 17/00; G04G 17/04; G04G 17/06;
G04G 17/083; H04M 1/0227; H04M 1/03;
H04M 1/04

See application file for complete search history.

(56) **References Cited**

U.S. PATENT DOCUMENTS

D282,542	S	*	2/1986	Mo	D14/148
D299,718	S	*	2/1989	Steer et al.	D14/247
D726,568	S	*	4/2015	Ogihara et al.	D10/103
D729,089	S	*	5/2015	Phillips et al.	D10/103
D729,090	S	*	5/2015	Phillips et al.	D10/103
D729,092	S	*	5/2015	Phillips et al.	D10/103
D729,650	S	*	5/2015	Phillips et al.	D10/70
D729,651	S	*	5/2015	Nuovo et al.	D10/70
D729,668	S	*	5/2015	Phillips et al.	D10/103
D729,669	S	*	5/2015	Phillips et al.	D10/103
D729,673	S	*	5/2015	Kopp, Jr.	D10/103
D730,219	S	*	5/2015	Phillips et al.	D10/103
D730,220	S	*	5/2015	Phillips et al.	D10/103

(Continued)

Primary Examiner — Susan Bennett Hattan

Assistant Examiner — Marie Fast Horse

(74) *Attorney, Agent, or Firm* — NSIP Law

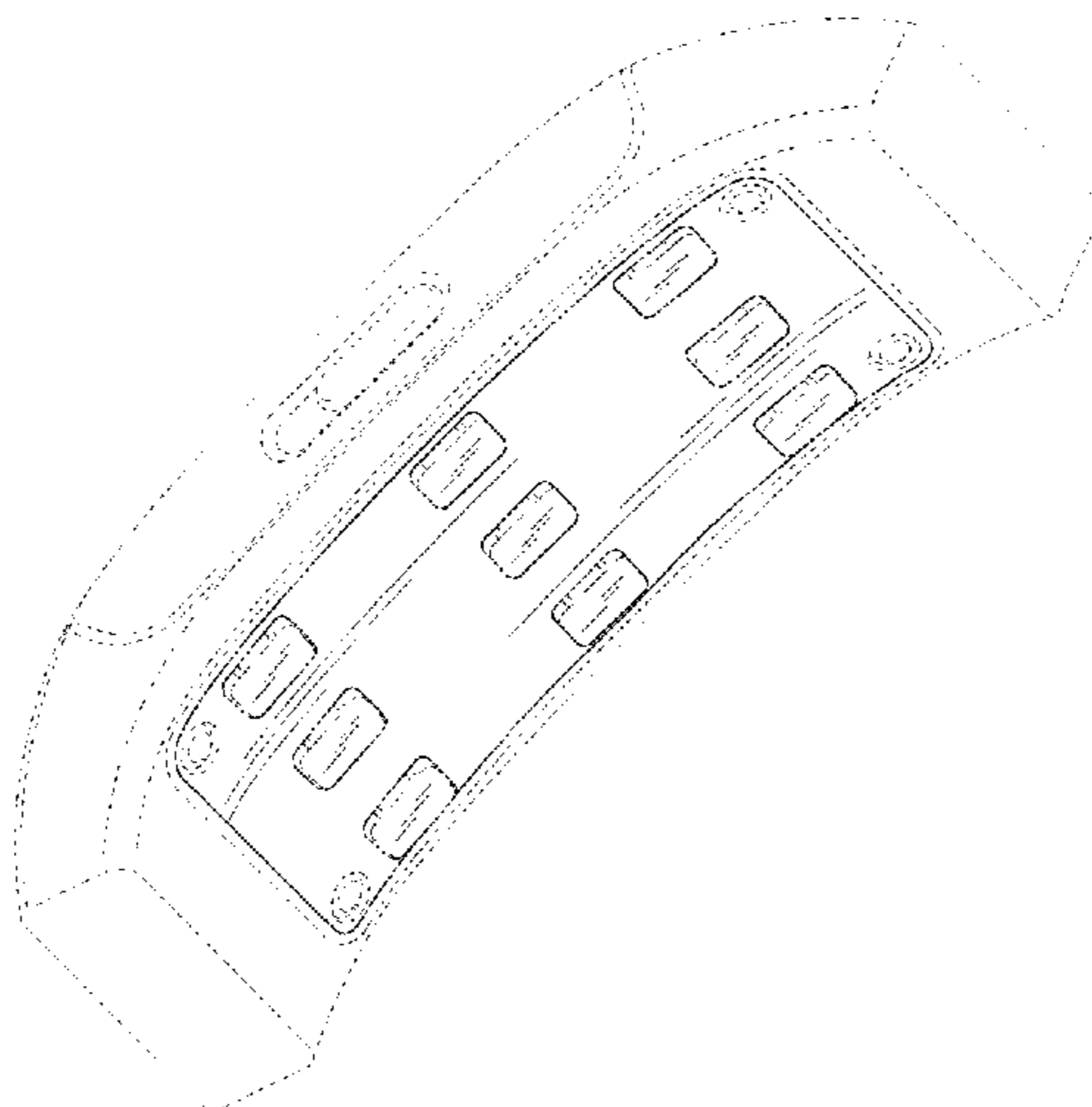
(57) **CLAIM**

We claim the ornamental design for a mobile terminal, as shown and described.

DESCRIPTION

FIG. 1 is a front perspective view of a mobile terminal showing our new design;
FIG. 2 is a front view thereof;
FIG. 3 is a rear view thereof;
FIG. 4 is a left-side view thereof;
FIG. 5 is a right-side view thereof;
FIG. 6 is a top view thereof;
FIG. 7 is a bottom view thereof; and,
FIG. 8 is another front perspective view, in which a band in broken lines is provided to illustrate an example environment. The broken lines in the figures show portions of the mobile terminal which form no part of the claimed design. The broken line showing of the band in FIG. 8 is for environmental purposes only and forms no part of the claimed design.

1 Claim, 7 Drawing Sheets



US D756,356 S

Page 2

(56)

References Cited

U.S. PATENT DOCUMENTS

D730,222 S *	5/2015	Phillips et al.	D10/103
2014/0107493 A1 *	4/2014	Yuen et al.	600/473
2014/0218852 A1 *	8/2014	Alcazar	361/679.03

D730,221 S * 5/2015 Phillips et al. D10/103 * cited by examiner

FIG. 1

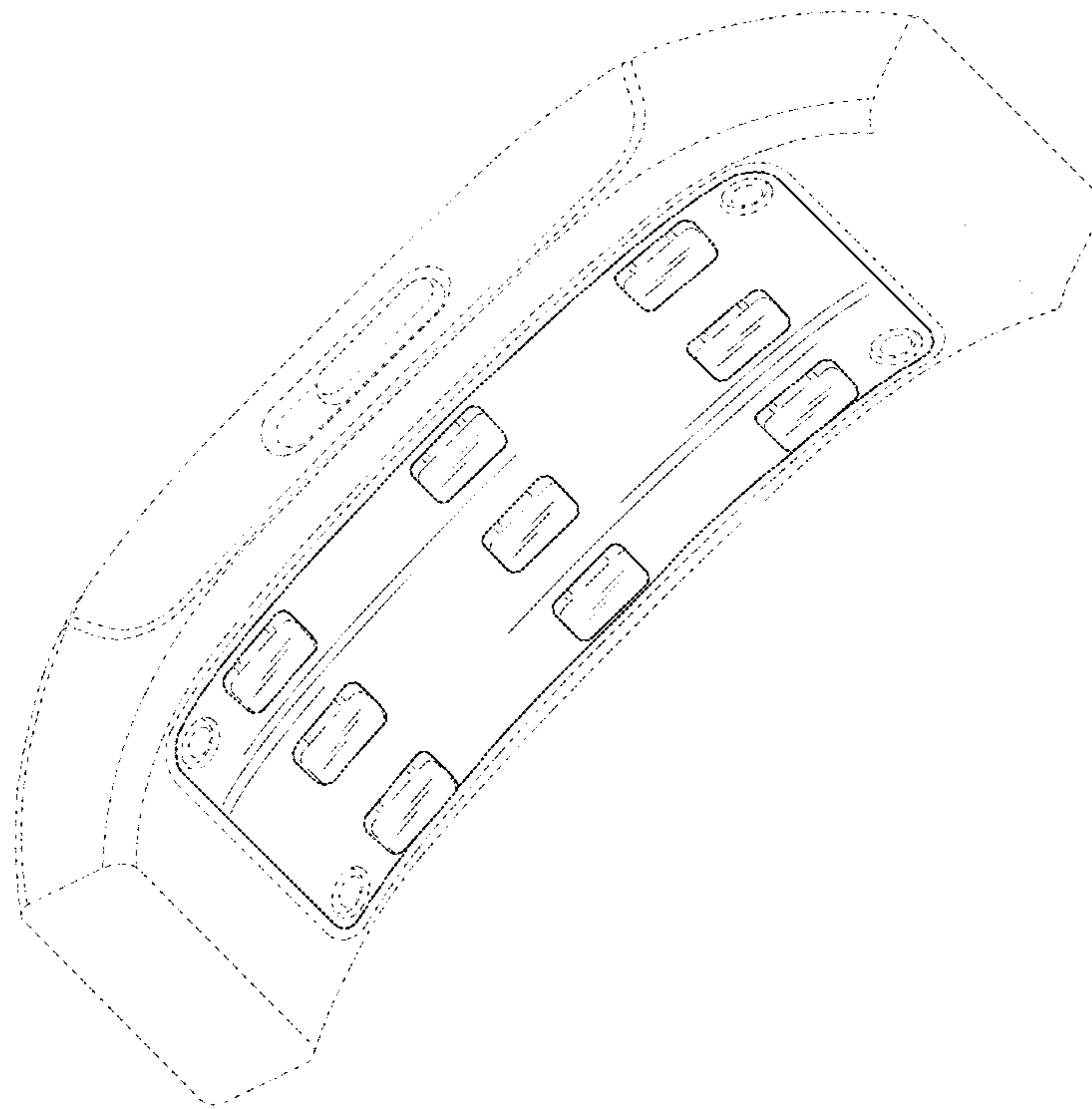


FIG. 2

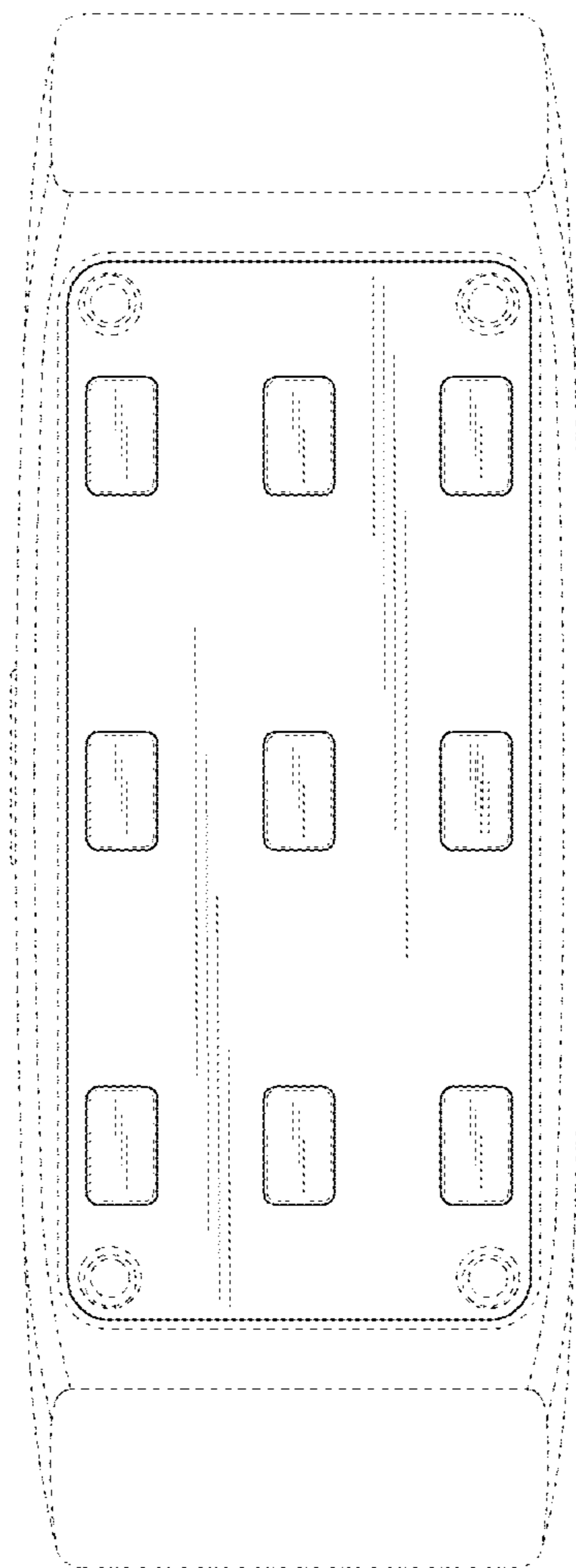


FIG. 3




FIG. 4

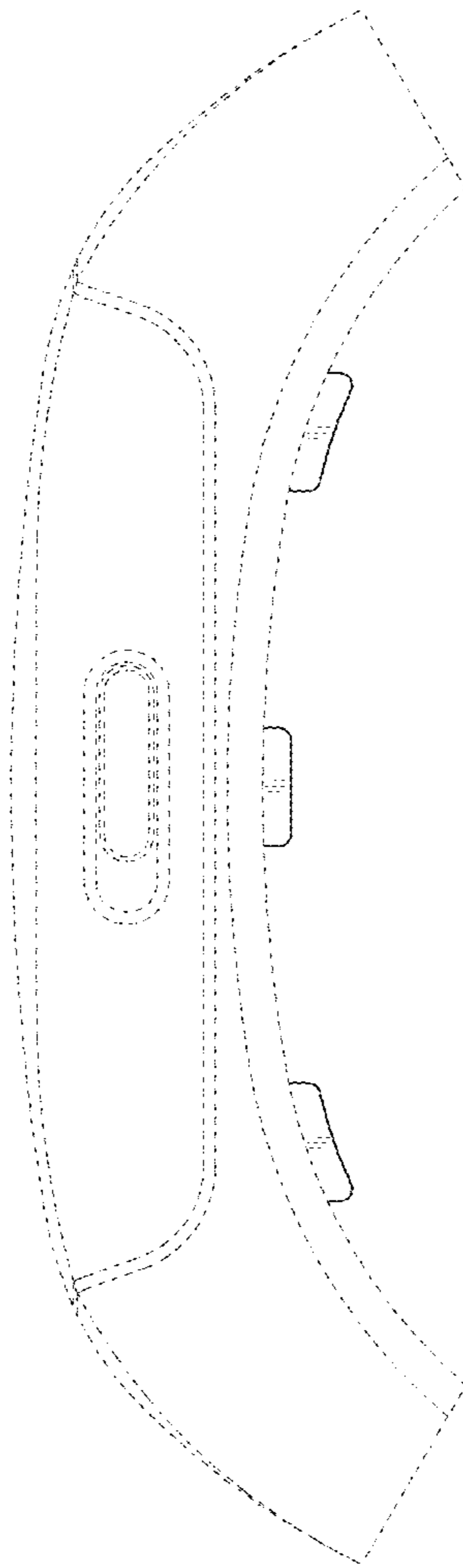


FIG. 5

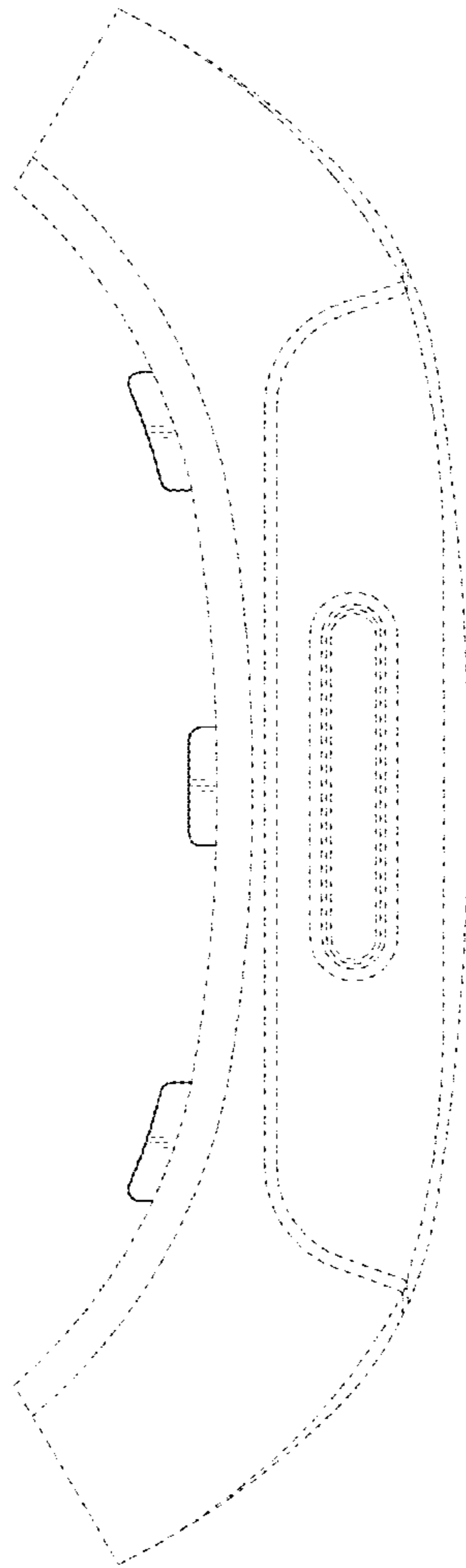


FIG. 6

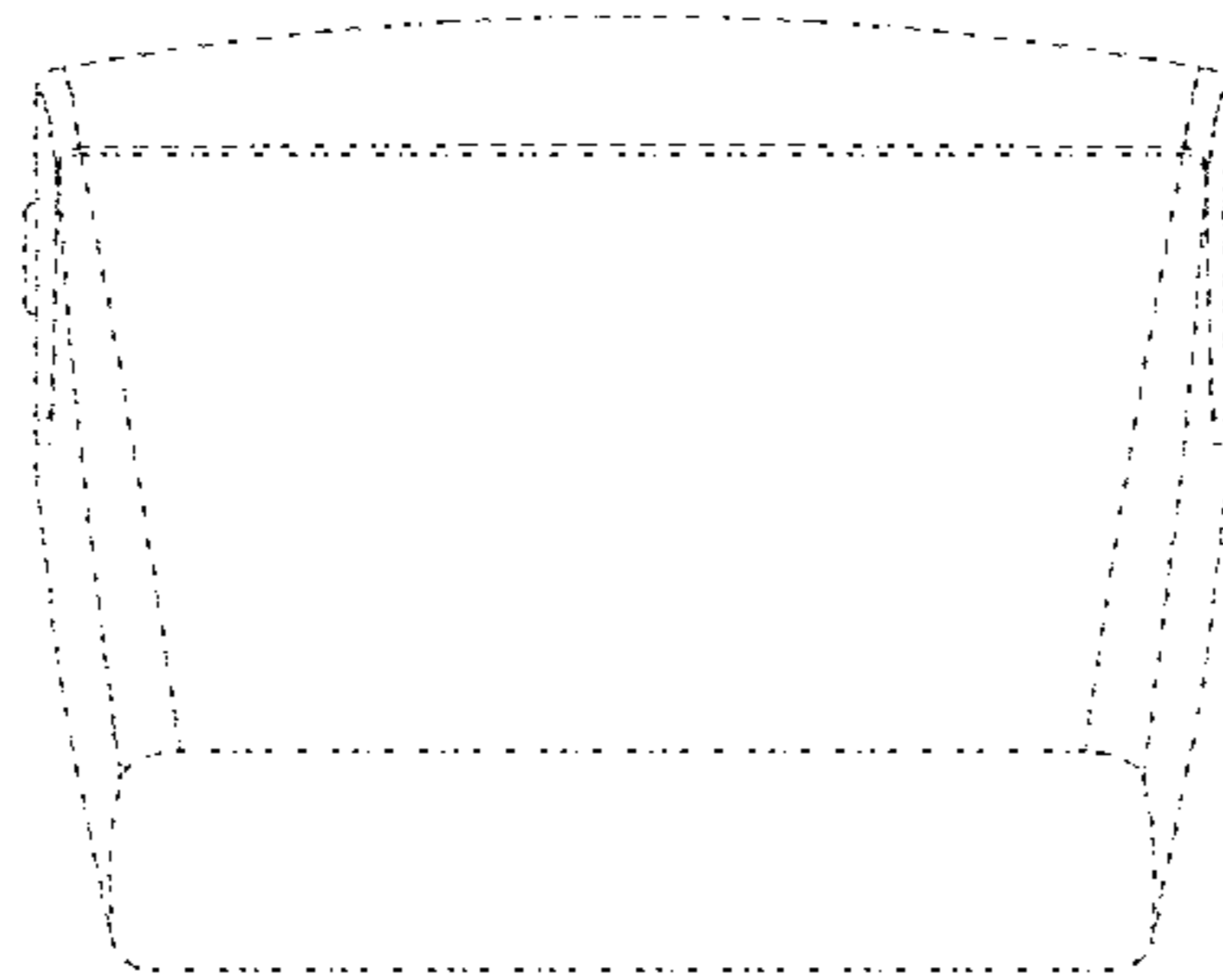


FIG. 7

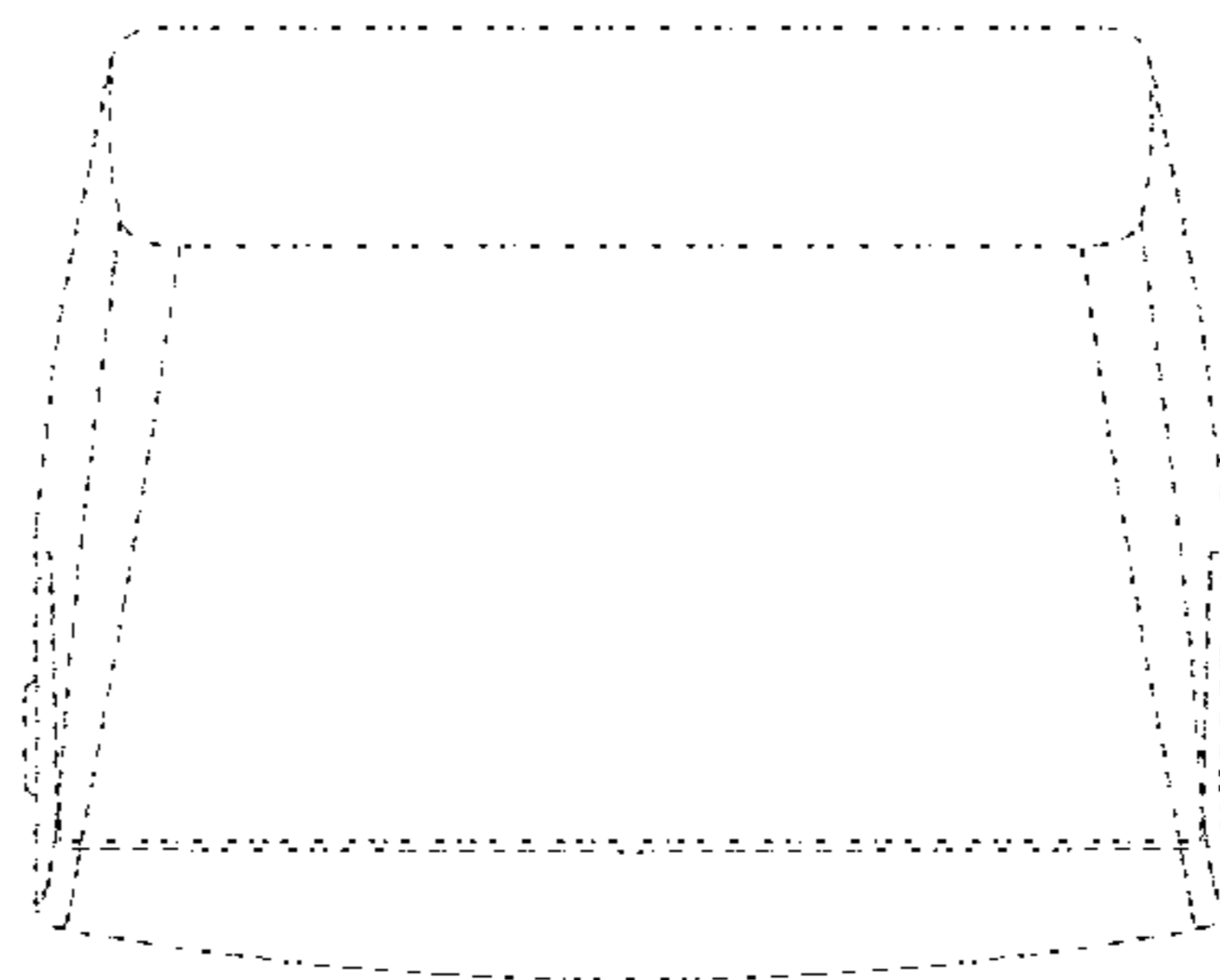


FIG. 8

