



US00D756342S

(12) **United States Design Patent**
Lee et al.

(10) **Patent No.:** **US D756,342 S**
(45) **Date of Patent:** **** May 17, 2016**

(54) **CASE FOR CELLULAR PHONE**
(71) Applicant: **LG ELECTRONICS INC.**, Seoul (KR)
(72) Inventors: **Seungil Lee**, Seoul (KR); **Sojin Kim**, Gyeonggi-do (KR); **Sanghyun Choi**, Seoul (KR); **Hophil Lee**, Gyeonggi-do (KR)
(73) Assignee: **LG Electronics Inc.**, Seoul (KR)
(**) Term: **14 Years**
(21) Appl. No.: **29/490,148**
(22) Filed: **May 7, 2014**

(30) **Foreign Application Priority Data**
Nov. 8, 2013 (KR) 30-2013-0056416
(51) **LOC (10) Cl.** **14-03**
(52) **U.S. Cl.**
USPC **D14/250**
(58) **Field of Classification Search**
USPC D14/238.1, 250, 440, 203.3-203.7, 217, D14/240, 248, 251-253, 447, 496; D3/201, D3/218, 247, 269, 273, 301, 303; D13/103, 107-108, 119
CPC A45C 1/06; A45C 11/00; A45C 13/02; A45C 2011/002; A45F 5/02; A45F 2005/026; A45F 2200/0525; A45F 2200/0516; H04B 1/38888; H04M 1/0283; H04M 1/0202
See application file for complete search history.

(56) **References Cited**
U.S. PATENT DOCUMENTS
D603,389 S * 11/2009 Khan D14/250
D641,348 S * 7/2011 Kim D14/250
D652,829 S * 1/2012 Kim D14/250
D657,354 S * 4/2012 Kim D14/250
D674,799 S * 1/2013 Kim D14/440
D685,802 S * 7/2013 Canizares D14/440
D694,741 S * 12/2013 Kim D14/250
D702,673 S * 4/2014 Murchison D14/250

D705,783 S * 5/2014 Weng D14/440
D706,753 S * 6/2014 Kim D14/250
D712,393 S * 9/2014 Kim D14/250
D721,693 S * 1/2015 Lee D14/250
D721,694 S * 1/2015 Lee D14/250
D725,643 S * 3/2015 Lee D14/250
2014/0030474 A1 * 1/2014 Hsu A45C 11/00
428/99
2014/0166505 A1 * 6/2014 Yu A45C 11/00
206/37
2014/0185206 A1 * 7/2014 Kim H05K 5/0017
361/679.01
2015/0024812 A1 * 1/2015 Xie H04B 1/3888
455/575.8
2015/0144669 A1 * 5/2015 Chang A45C 11/00
224/230
2015/0155903 A1 * 6/2015 Jang H04B 1/3888
455/575.8

* cited by examiner

Primary Examiner — Carla Jobe Wright
(74) *Attorney, Agent, or Firm* — Morgan, Lewis & Bockius LLP

(57) **CLAIM**
The ornamental design for a case for cellular phone, as shown and described.

DESCRIPTION

FIG. 1 is a front, right side, perspective view of a case for cellular phone showing our new design;
FIG. 2 is a front view thereof;
FIG. 3 is a rear view thereof;
FIG. 4 is a left side view thereof;
FIG. 5 is a right side view thereof;
FIG. 6 is a top view thereof;
FIG. 7 is a bottom view thereof;
FIG. 8 is a front, right side, perspective view thereof shown with environmental subject matter depicted in broken lines; and,
FIG. 9 is an enlarged detail view of the bottom of the case taken from FIG. 7.
The dot-dash broken lines in FIGS. 7 and 9 delineate a detail of the design that is shown on an enlarged scale in FIG. 9. The dash-dash broken lines in FIG. 8 depict environmental subject matter that forms no part of the claimed design.

1 Claim, 8 Drawing Sheets

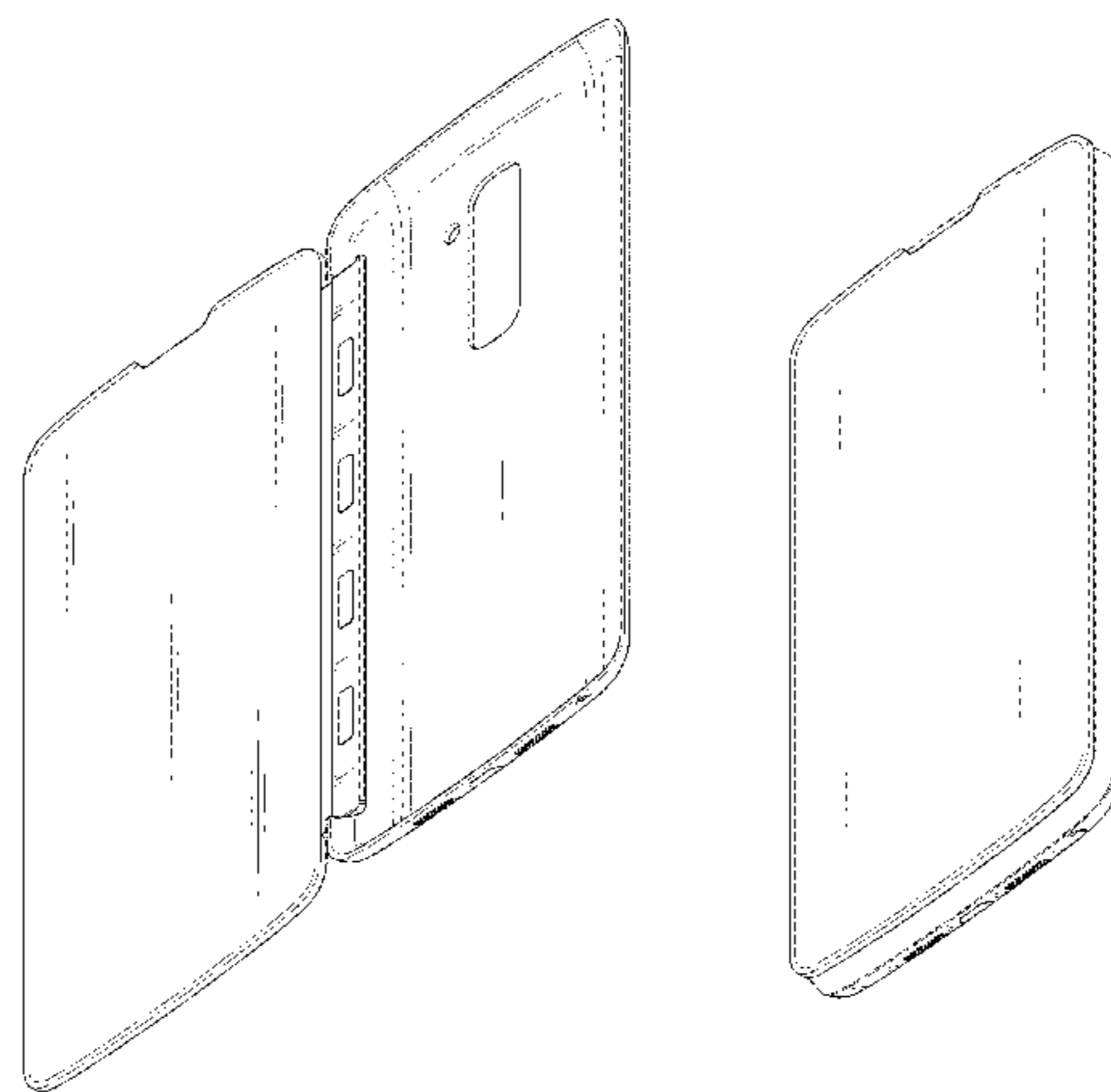


FIG. 1

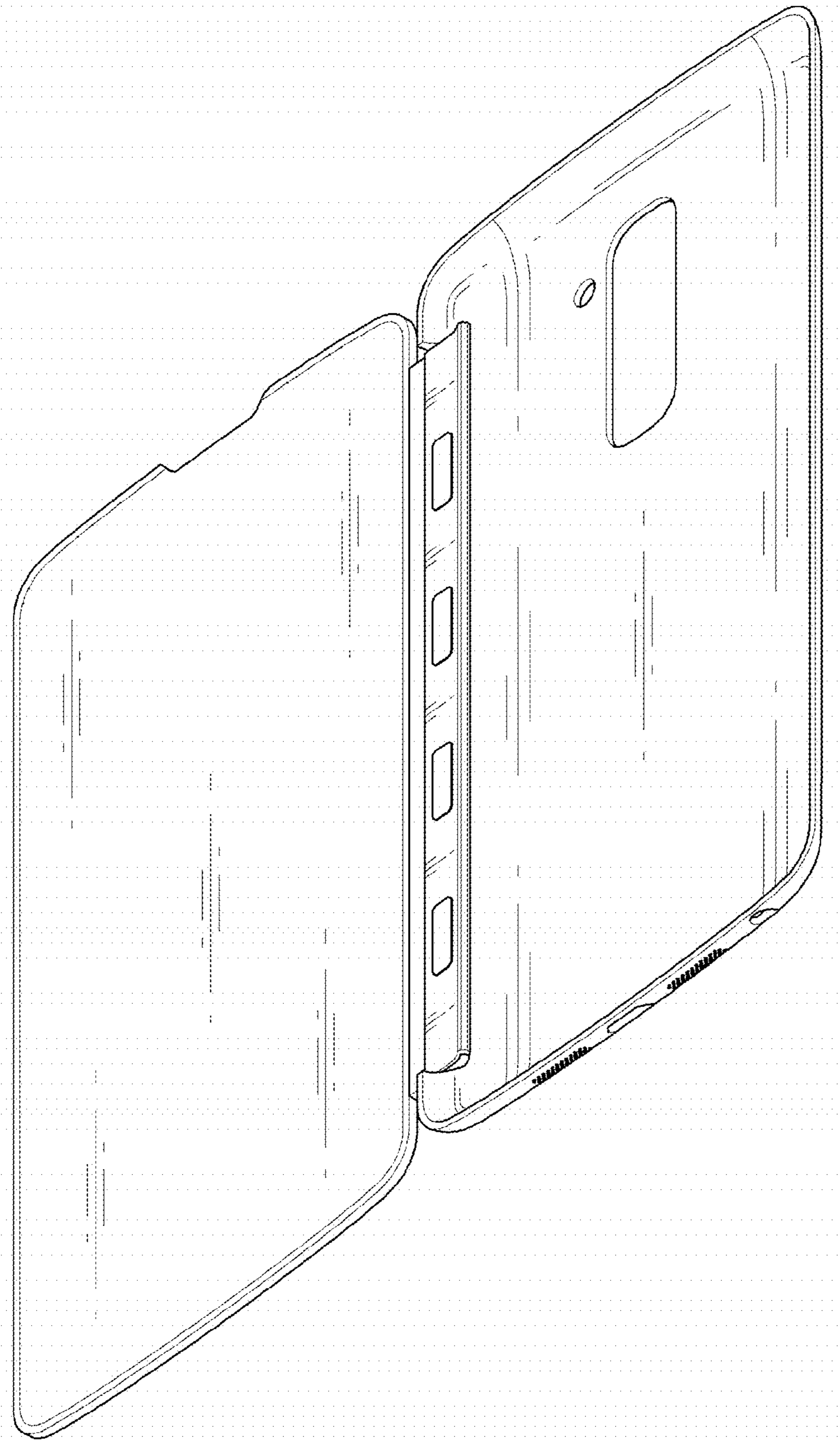


FIG. 2

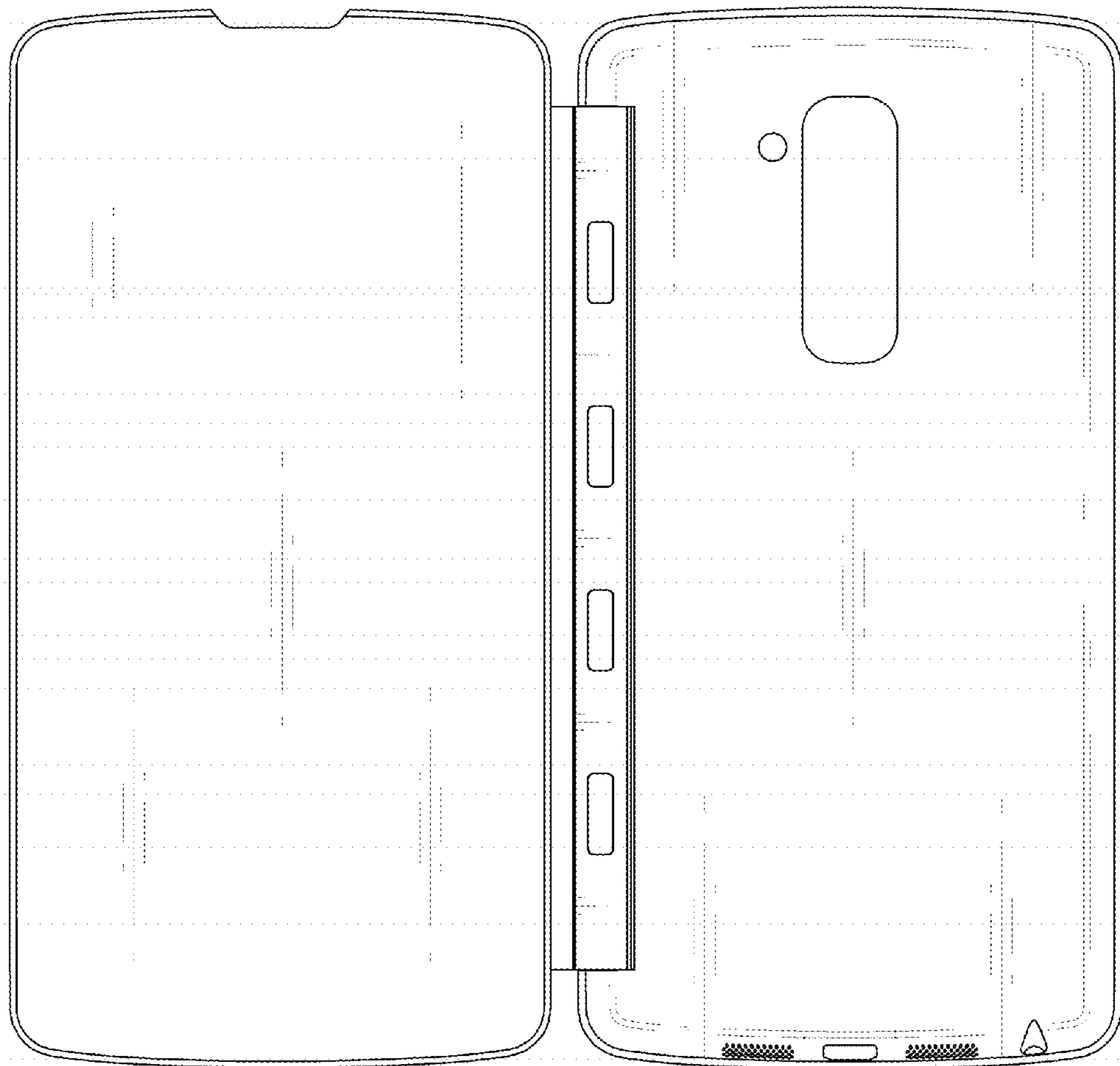


FIG. 3

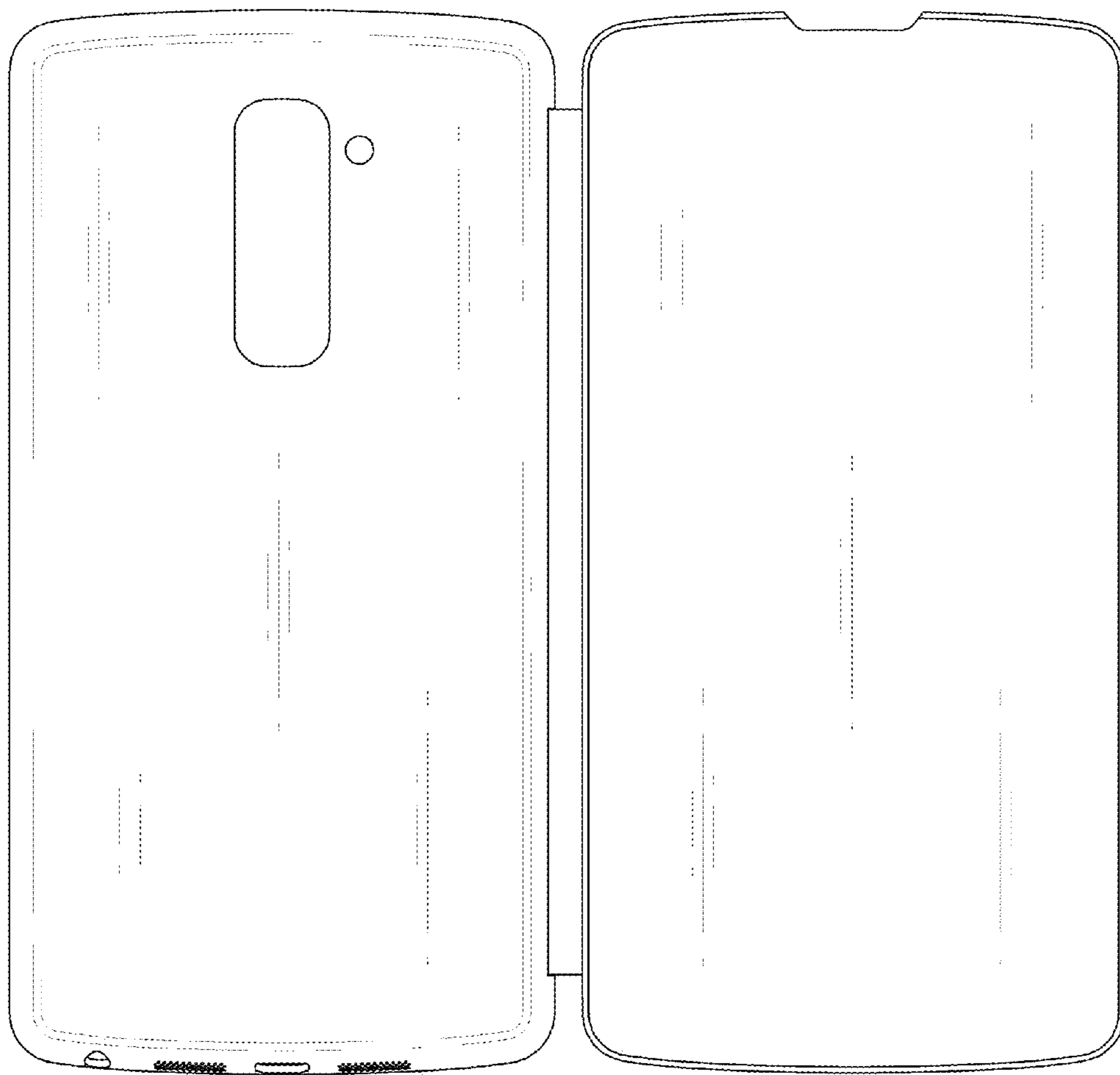


FIG. 4

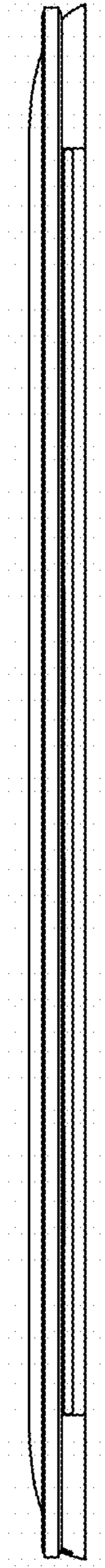


FIG. 5



FIG. 6

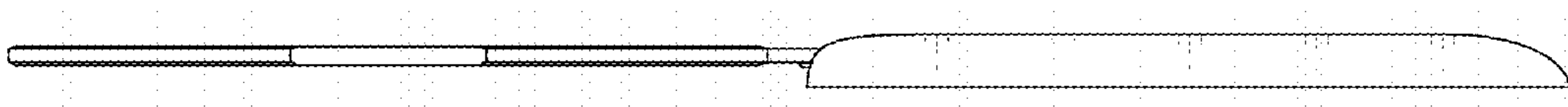


FIG. 7

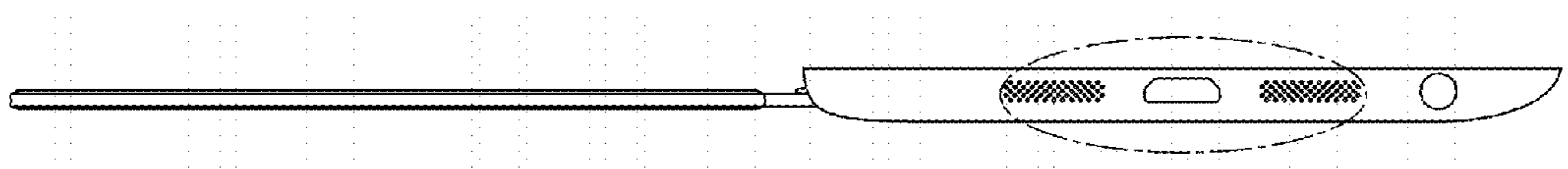


FIG. 8



FIG. 9

