



US00D756288S

(12) **United States Design Patent**
Tanaka

(10) **Patent No.:** **US D756,288 S**

(45) **Date of Patent:** **** May 17, 2016**

(54) **WHEEL FOR AN AUTOMOBILE**

(71) Applicant: **WORK CO., LTD.**, Higashiosaka-shi
(JP)

(72) Inventor: **Takeshi Tanaka**, Higashiosaka (JP)

(73) Assignee: **WORK CO., LTD.**, Higashiosaka-shi
(JP)

(**) Term: **14 Years**

(21) Appl. No.: **29/480,123**

(22) Filed: **Jan. 23, 2014**

(30) **Foreign Application Priority Data**

Jul. 24, 2013 (JP) D2013-016772

(51) **LOC (10) Cl.** **12-16**

(52) **U.S. Cl.**
USPC **D12/213**

(58) **Field of Classification Search**
USPC D12/204–213
CPC B60B 7/00; B60B 7/02; B60B 7/04;
B60B 7/01; B60B 7/06; B60B 3/02; B60B
3/04; B60B 3/06; B60B 3/10; B60B 1/00;
B60B 1/08; B60B 1/10; B60B 1/12
See application file for complete search history.

(56) **References Cited**

U.S. PATENT DOCUMENTS

D197,840	S	*	3/1964	Deaver	D12/209
D367,030	S	*	2/1996	Bouldoukian	D12/209
D408,774	S	*	4/1999	Nishida	D12/209
D465,758	S	*	11/2002	Plessing	D12/211
D491,123	S	*	6/2004	Lai	D12/209

D504,649	S	*	5/2005	Pfeiffer	D12/209
D507,223	S	*	7/2005	Szavits	D12/209
D507,225	S	*	7/2005	Velazco	D12/211
D513,219	S	*	12/2005	Sinkwitz	D12/209
D516,484	S	*	3/2006	Koch	D12/209
D523,798	S	*	6/2006	Szavits	D12/209
D541,204	S	*	4/2007	Huet	D12/211
D542,724	S	*	5/2007	Thorpe	D12/209
D544,426	S	*	6/2007	Siler	D12/209
D576,533	S	*	9/2008	Gallert	D12/209
D581,850	S	*	12/2008	Leclercq	D12/209
D664,910	S	*	8/2012	Gallert	D12/211

* cited by examiner

Primary Examiner — Stacia Cadmus

(74) *Attorney, Agent, or Firm* — Kratz, Quintos & Hanson, LLP

(57) **CLAIM**

The ornamental design for wheel for an automobile, as shown and described.

DESCRIPTION

FIG. 1 is a front view of the wheel for an automobile according to the claimed design;
 FIG. 2 is a back view thereof;
 FIG. 3 is a right side view thereof;
 FIG. 4 is a left side view thereof;
 FIG. 5 is a top plan view thereof;
 FIG. 6 is a bottom plan view thereof;
 FIG. 7 is an enlarged sectional view taken along line 7-7 of FIG. 1; and,
 FIG. 8 is a sectional view taken along 8-8 of FIG. 5.
 The broken line showing of wheel portions, rim portions, and spoke portions is included for the purpose of illustrating environmental structures and forms no part of the claimed design.

1 Claim, 8 Drawing Sheets


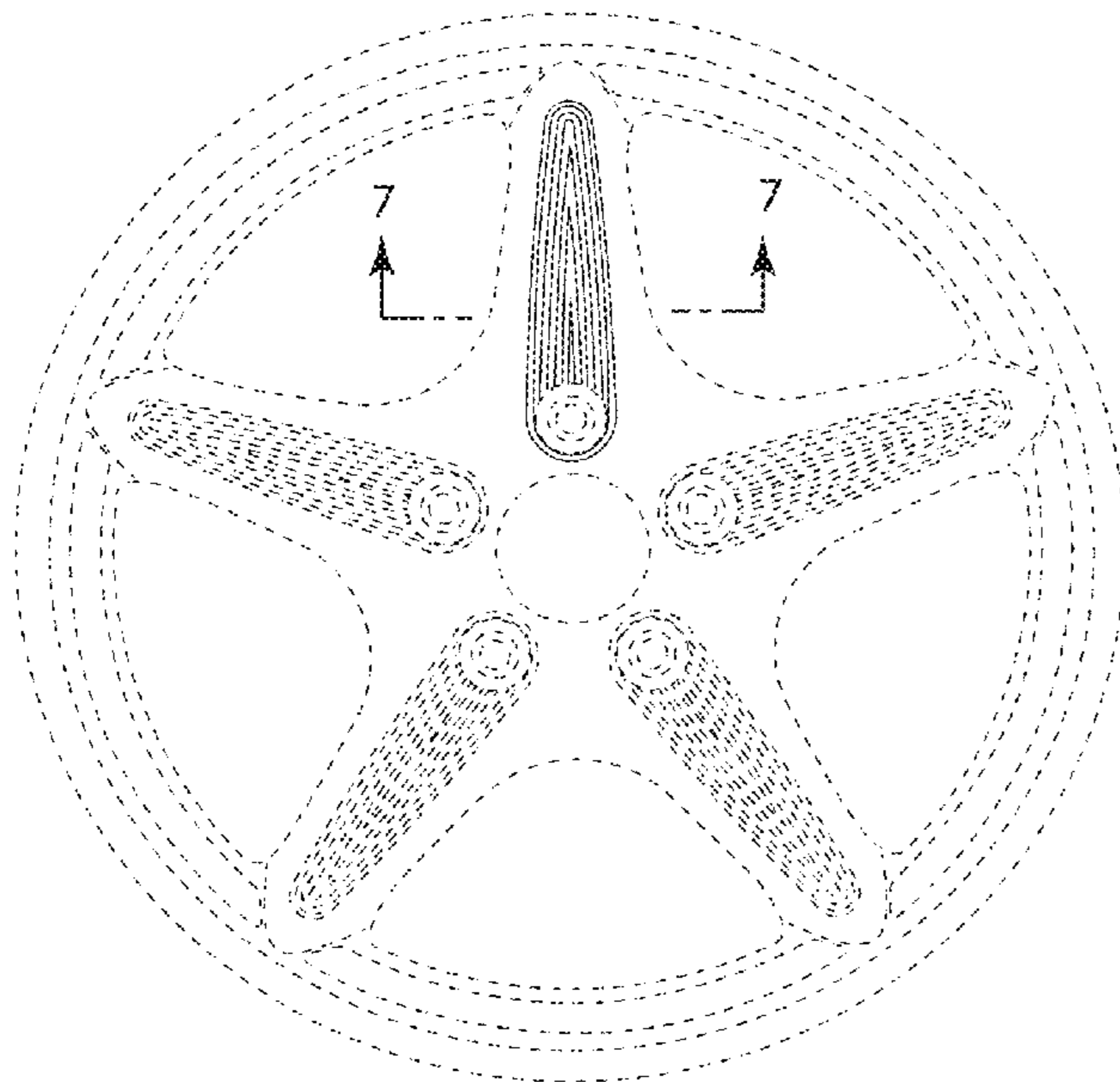


FIG. 1

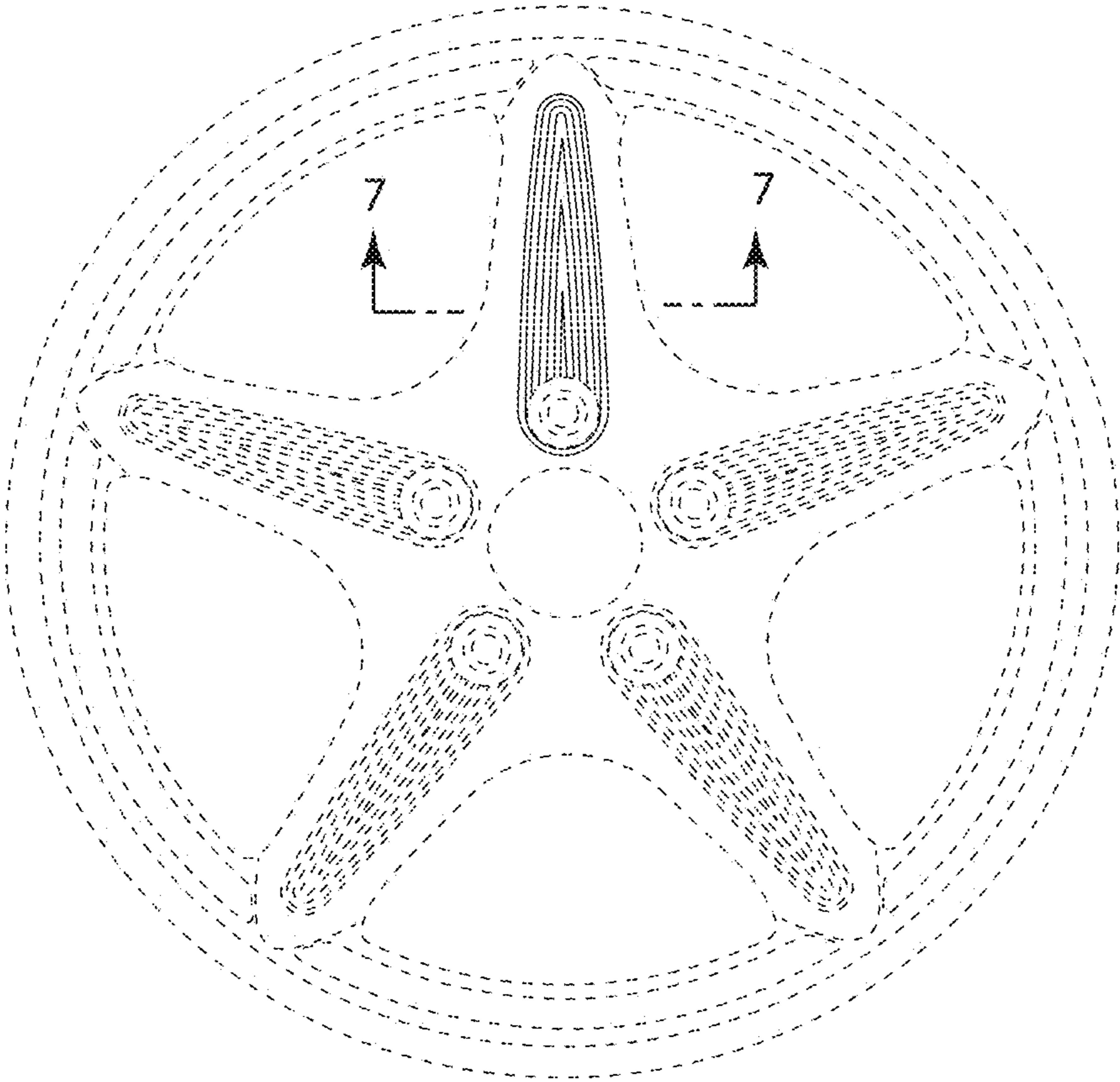


FIG. 2




FIG. 3




FIG. 4




FIG. 5

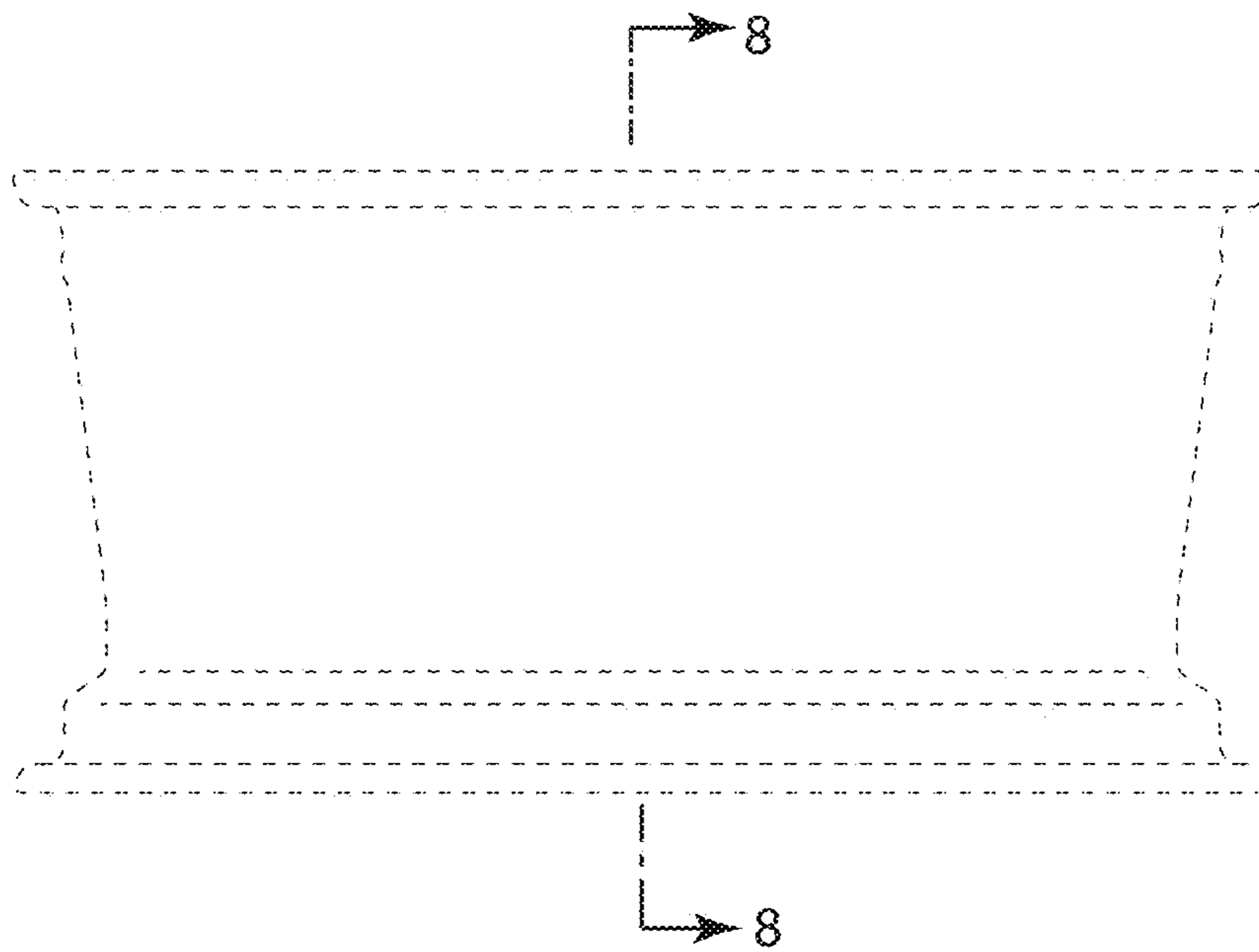


FIG. 6




FIG. 7

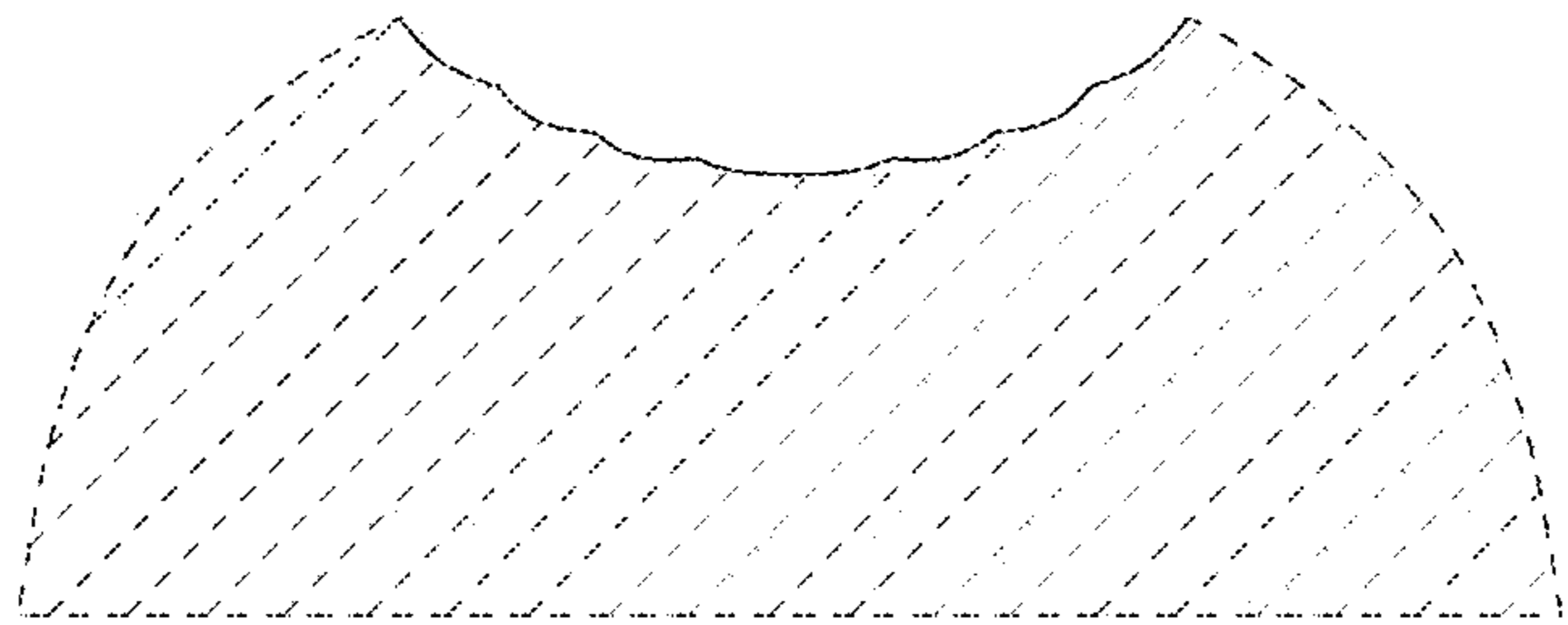


FIG. 8

