



US00D756276S

(12) **United States Design Patent**  
**Minamisawa et al.**

(10) **Patent No.:** **US D756,276 S**  
(45) **Date of Patent:** **\*\* May 17, 2016**

(54) **MOTOR VEHICLE FRONT BUMPER**

(56) **References Cited**

(71) Applicant: **MAZDA MOTOR CORPORATION**,  
Hiroshima (JP)

U.S. PATENT DOCUMENTS

(72) Inventors: **Masanori Minamisawa**, Hiroshima  
(JP); **Takanori Tsubaki**, Hiroshima (JP);  
**Shun Yamashita**, Hiroshima (JP); **Ryuji**  
**Kumagai**, Hiroshima (JP)

D452,206 S *	12/2001	Fujii	.....	D12/169
D579,386 S *	10/2008	Saridakis	.....	D12/169
D596,999 S	7/2009	Nakamuta et al.		
D664,901 S *	8/2012	Futschik	.....	D12/169
D699,166 S *	2/2014	Abe	.....	D12/169
D700,114 S *	2/2014	Wada	.....	D12/169
D721,021 S *	1/2015	Hanaoka	.....	D12/169
D721,624 S *	1/2015	George	.....	D12/169
D727,225 S *	4/2015	Rupar	.....	D12/169
D732,443 S *	6/2015	Won	.....	D12/169
2008/0079271 A1 *	4/2008	Maruko	.....	B60R 19/52 293/102
2009/0115205 A1 *	5/2009	Steller	.....	B60R 19/12 293/115
2011/0049913 A1 *	3/2011	Bernt	.....	B60R 19/48 293/102
2012/0292931 A1 *	11/2012	Mizoguchi	.....	B60R 19/24 293/102

(73) Assignee: **Mazda Motor Corporation**, Hiroshima  
(JP)

(\*\*) Term: **14 Years**

(21) Appl. No.: **29/513,144**

(22) Filed: **Dec. 28, 2014**

\* cited by examiner

(30) **Foreign Application Priority Data**

Jun. 27, 2014 (JP) ..... 2014-014064

*Primary Examiner* — Philip S Hyder

*Assistant Examiner* — Darlington Ly

(74) *Attorney, Agent, or Firm* — Studebaler & Brackett PC

(51) **LOC (10) Cl.** ..... **12-16**

(57) **CLAIM**

The ornamental design for a motor vehicle front bumper, as shown and described.

(52) **U.S. Cl.**

USPC ..... **D12/169**

**DESCRIPTION**

(58) **Field of Classification Search**

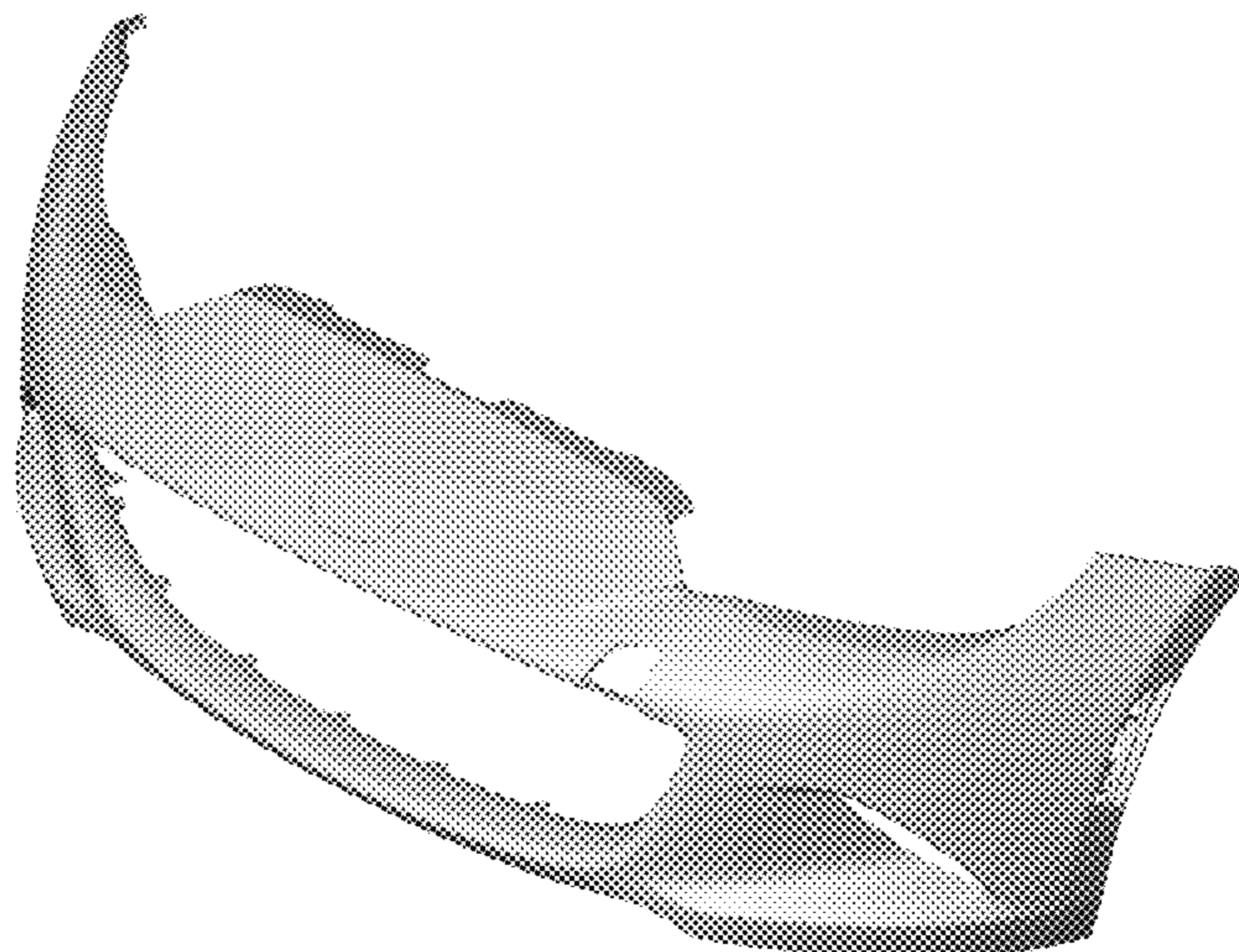
USPC ..... D12/86, 90, 91, 92, 163, 164, 169, 171,  
D12/196, 216; 180/68.4, 68.6; 293/102,  
293/112, 113, 115, 117, 120; 296/180.1,  
296/180.2

FIG. 1 is a perspective view of a motor vehicle front bumper;  
FIG. 2 is a front view thereof;  
FIG. 3 is a rear view thereof;  
FIG. 4 is a left side view thereof;  
FIG. 5 is a right side view thereof;  
FIG. 6 is a top view thereof; and,  
FIG. 7 is a bottom view thereof.

CPC ..... B60R 19/02; B60R 19/18; B60R 19/24;  
B60R 19/56; B60R 2019/007; B62D 25/0845

See application file for complete search history.

**1 Claim, 4 Drawing Sheets**






FIG.1



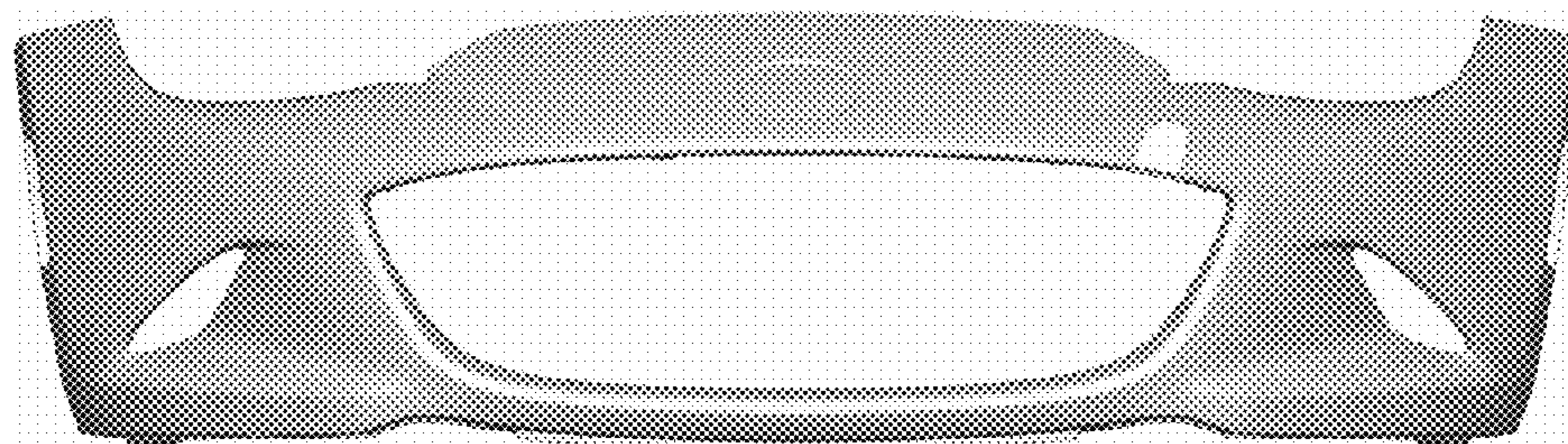


FIG. 2




FIG. 3

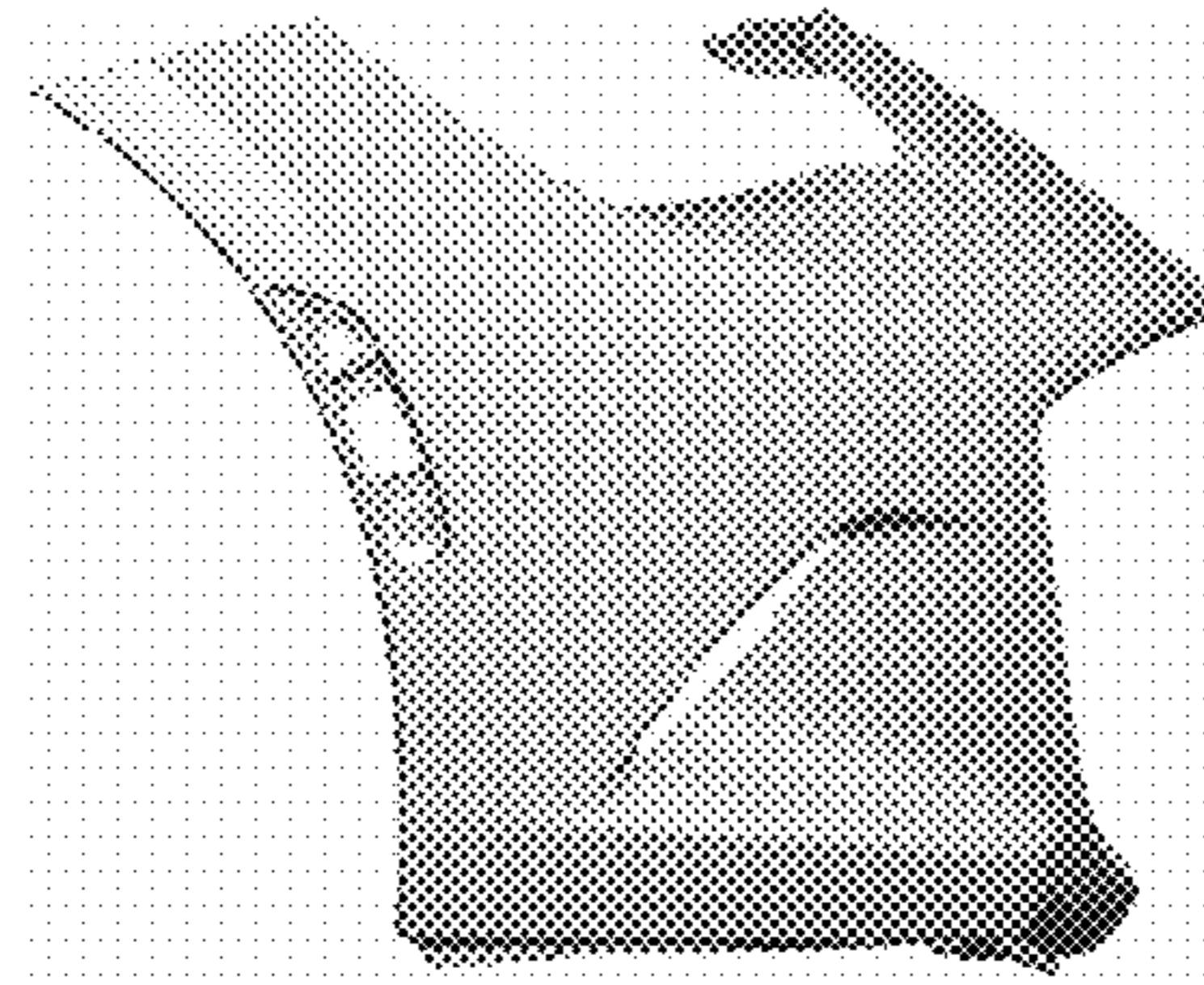


FIG. 4

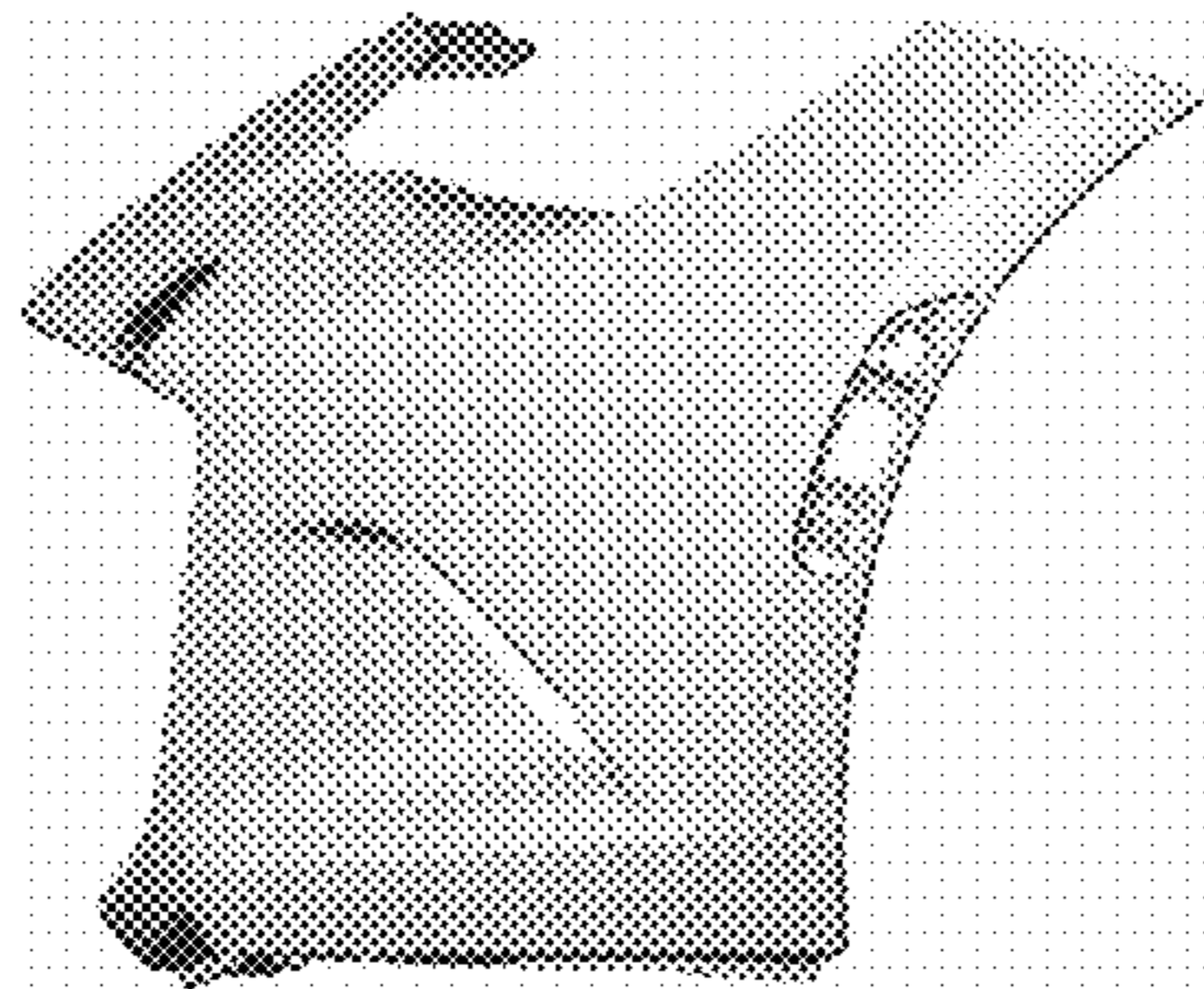


FIG. 5

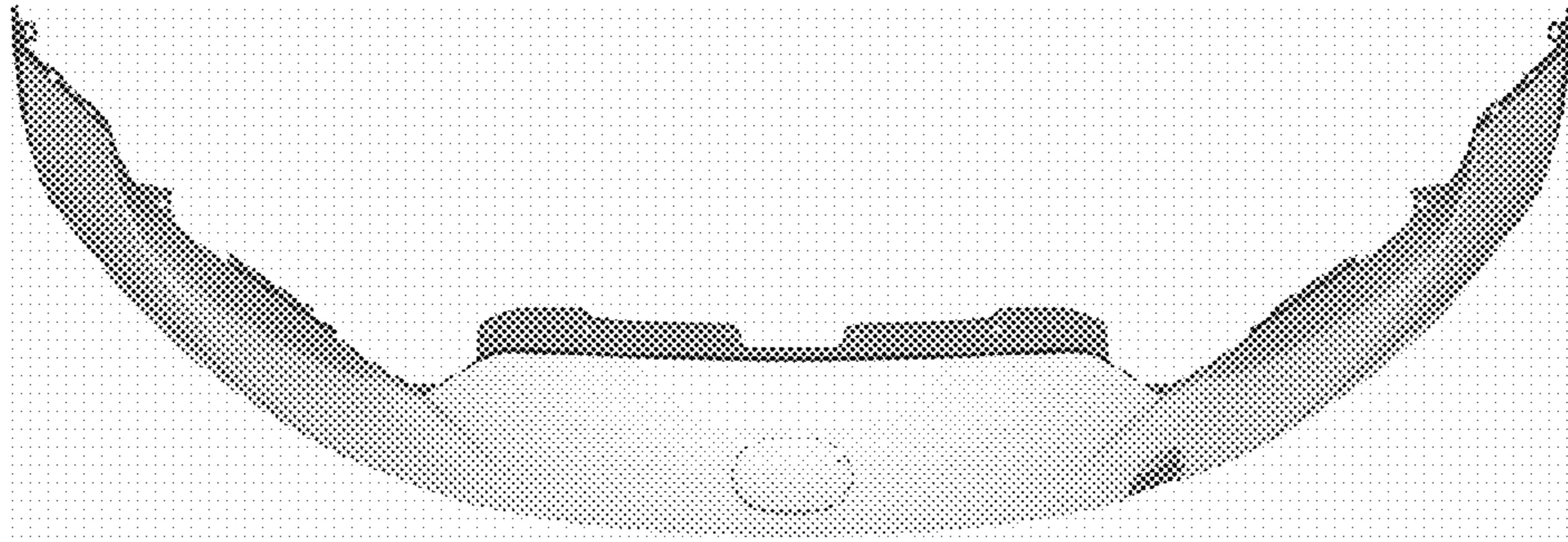


FIG. 6

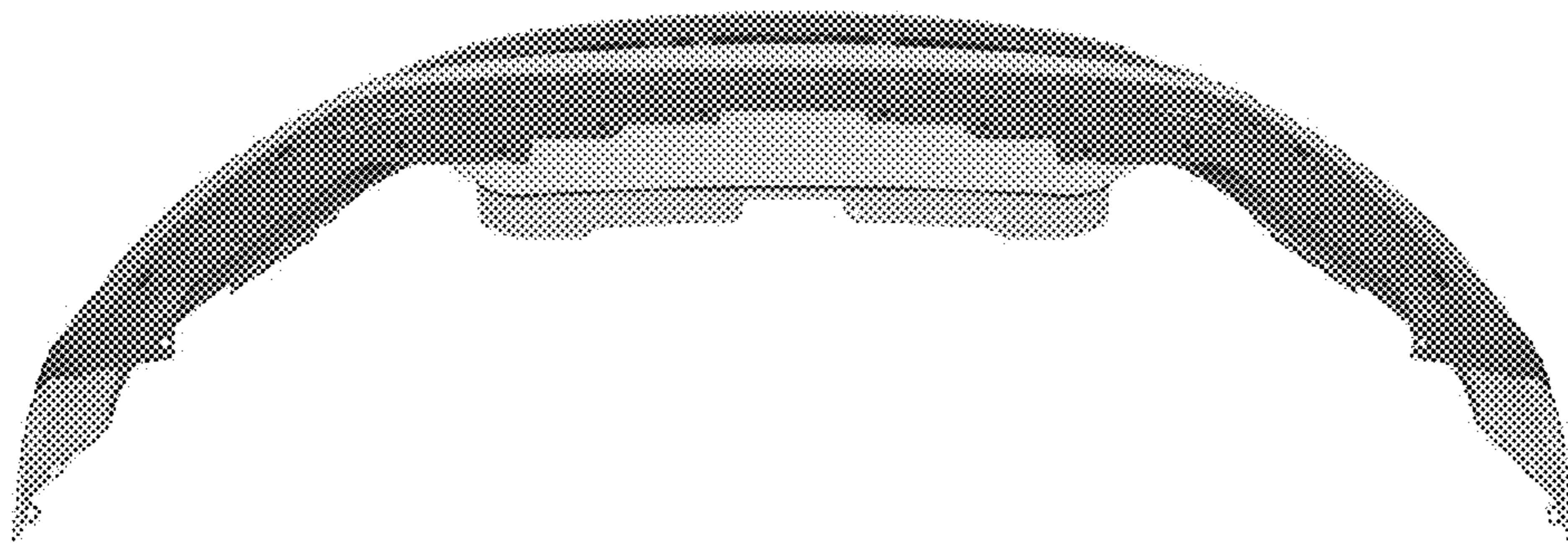


FIG. 7