



US00D756271S

(12) **United States Design Patent**
Sgreva

(10) **Patent No.:** **US D756,271 S**

(45) **Date of Patent:** **** May 17, 2016**

- (54) **BICYCLE PEDAL CRANK**
- (71) Applicant: **Campagnolo S.R.L.**, Vicenza (IT)
- (72) Inventor: **Nicola Sgreva**, Arcugnano (IT)
- (73) Assignee: **Compagnolo S.r.l.**, Vicenza (IT)
- (**) Term: **14 Years**
- (21) Appl. No.: **29/520,382**
- (22) Filed: **Mar. 13, 2015**

D600,166	S *	9/2009	Tokumoto	D12/123
D607,784	S *	1/2010	Gisbert	D12/123
D675,549	S *	2/2013	Noborio	D12/123
2003/0073531	A1 *	4/2003	Tseng	B62M 9/105 474/160
2003/0153423	A1 *	8/2003	Smith	B62M 9/10 474/160

Related U.S. Application Data

- (63) Continuation of application No. 29/481,592, filed on Feb. 7, 2014.

Foreign Application Priority Data

- (30) Aug. 7, 2013 (EM) 002288159

- (51) **LOC (10) Cl.** **12-11**

- (52) **U.S. Cl.**
USPC **D12/123**

- (58) **Field of Classification Search**
USPC D12/111, 122-127; 474/77, 80, 116,
474/118, 152, 155-158, 160-164, 202;
280/288.4, 304.3, 304.4; 74/594.2
CPC F16H 7/06; F16H 55/30; F16H 55/303;
F16F 55/12; B62M 9/105
See application file for complete search history.

(56) **References Cited**

U.S. PATENT DOCUMENTS

D356,526	S *	3/1995	Burns	D12/123
D485,791	S *	1/2004	Mombrinie	D12/123
7,022,037	B2 *	4/2006	Valle	B62M 9/105 474/152
D520,920	S *	5/2006	Okada	D12/123
D532,342	S *	11/2006	Arakawa	D12/123
D553,055	S *	10/2007	Tokumoto	D12/123
D555,048	S *	11/2007	Hanamura	D12/123
D580,303	S *	11/2008	Okada	D12/123

FOREIGN PATENT DOCUMENTS

JP	D1080521	S	7/2000
JP	D1157705	S	11/2002

(Continued)

OTHER PUBLICATIONS

Search report issued in corresponding Taiwanese Patent Application No. 103300710 on Jun. 16, 2015, with English Translation Provided (6 pgs.).

Search report issued in corresponding Taiwanese Patent Application No. 103300710D01 on Jun. 25, 2015, with English Translation Provided (6 pgs.).

(Continued)

Primary Examiner — Philip S Hyder

Assistant Examiner — Darlington Ly

(74) *Attorney, Agent, or Firm* — Volpe and Koenig, P.C.

(57) **CLAIM**

The ornamental design for a bicycle pedal crank, as shown and described.

DESCRIPTION

FIG. 1 is a top and rear perspective view of the bicycle pedal crank according to the invention;

FIG. 2 is a top and front perspective view thereof;

FIG. 3 is a top plan view thereof;

FIG. 4 is a bottom plan view thereof;

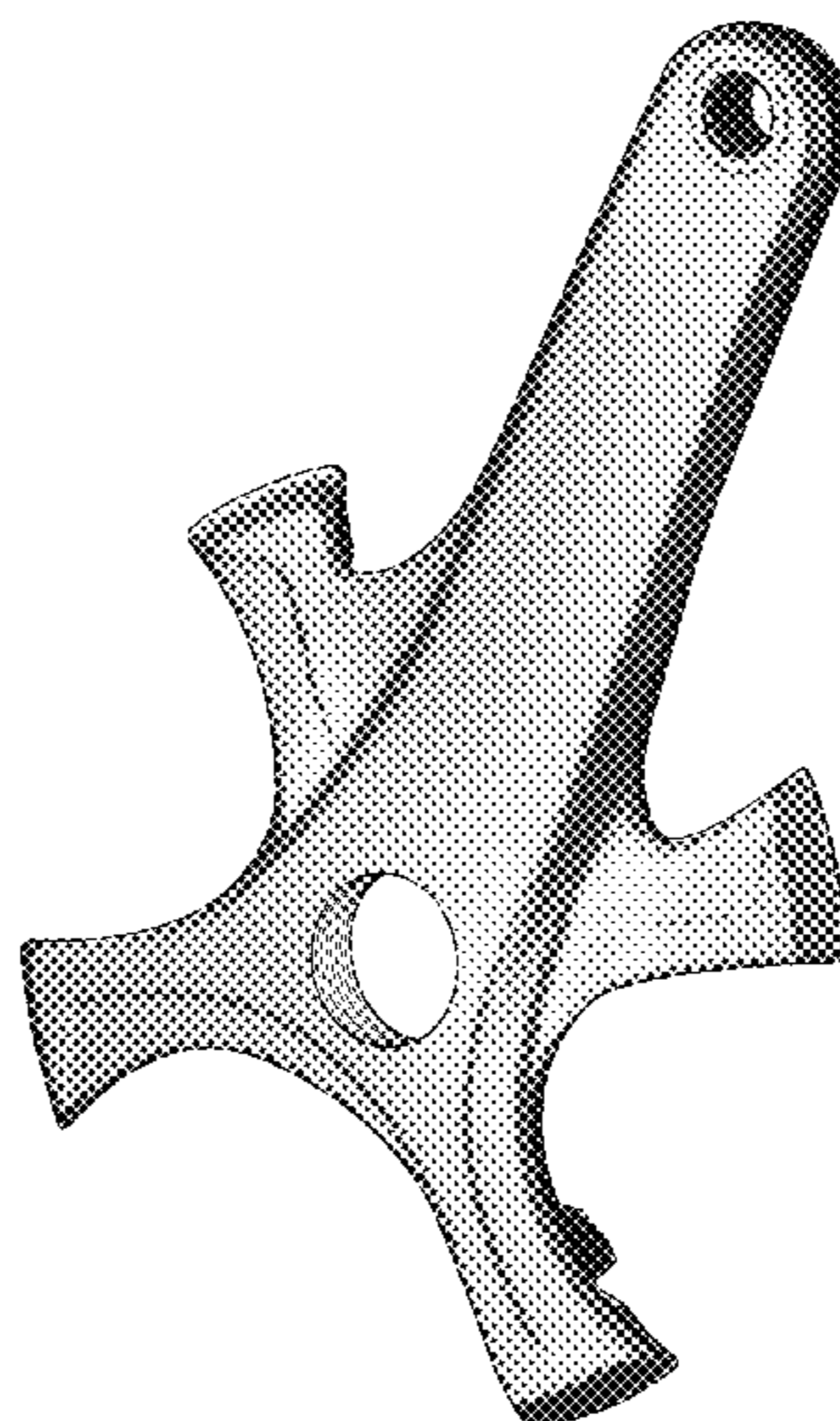
FIG. 5 is a rear elevation view thereof;

FIG. 6 is a front elevation view thereof;

FIG. 7 is a right side elevation view thereof; and,

FIG. 8 is a left side elevation view thereof.

1 Claim, 8 Drawing Sheets



(56)

References Cited

OTHER PUBLICATIONS

FOREIGN PATENT DOCUMENTS

TW	268764	1/1996
TW	268765	1/1996
TW	286174	9/1996
TW	D100566	10/2004
TW	D150390	11/2012

Search report issued in corresponding Taiwanese Patent Application No. 104301766 on Jun. 25, 2015, with English Translation Provided (6 pgs.).

Office Action issued in corresponding Taiwanese Patent Application No. 103300710 on Oct. 24, 2014, consisting of 6 pp. English Translation Provided.

* cited by examiner

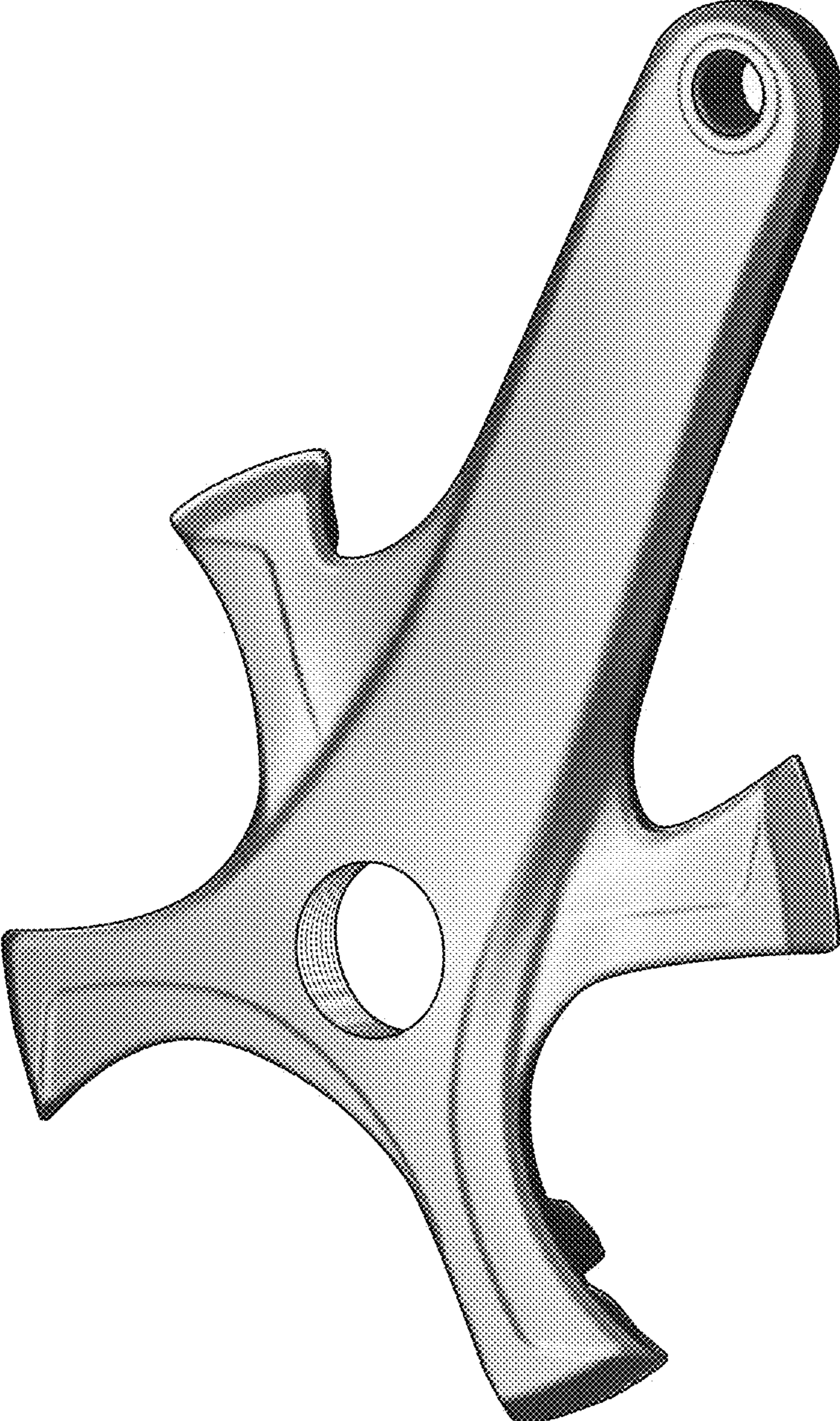


FIG. 1

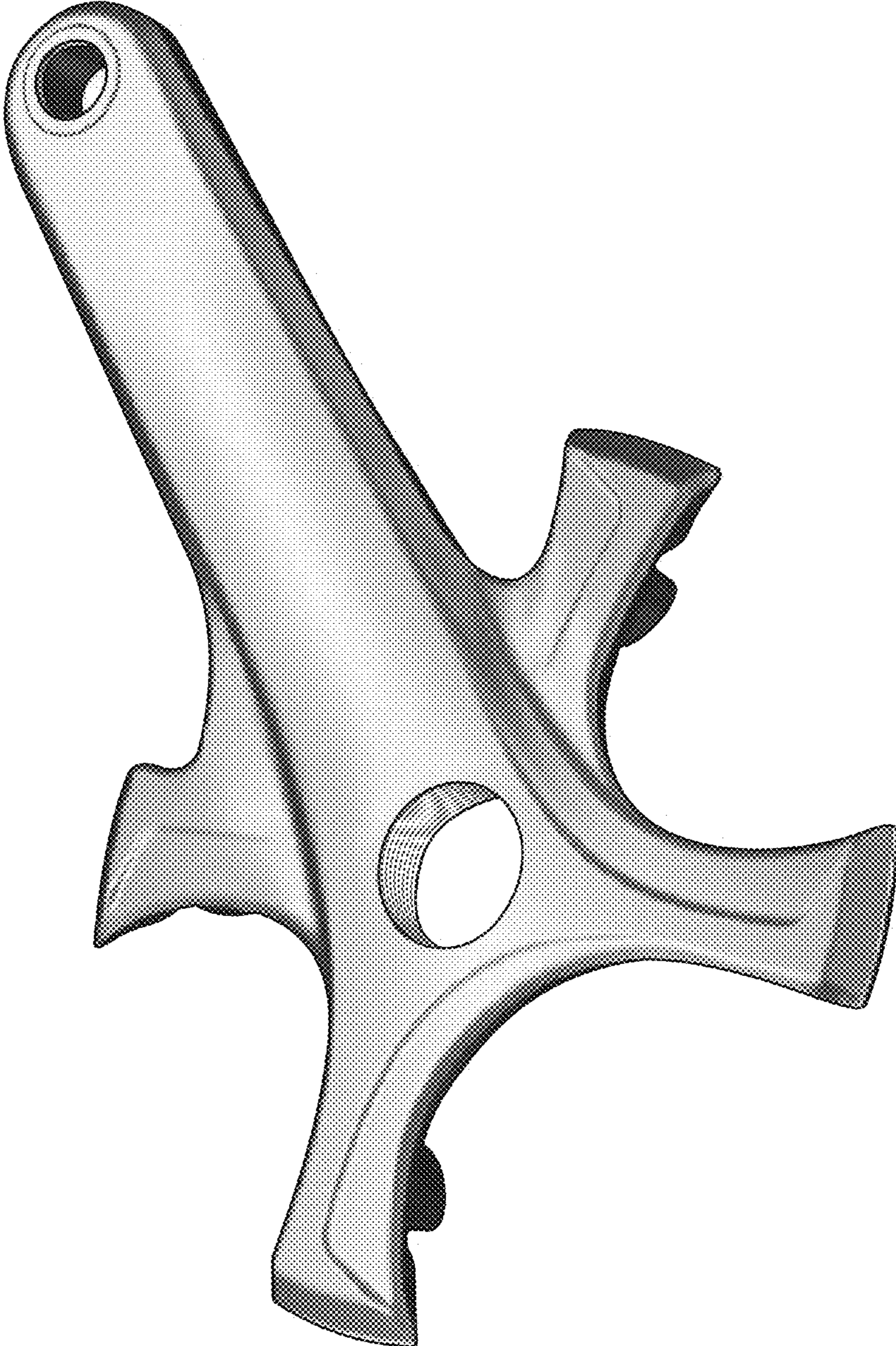


FIG. 2



FIG. 3



FIG. 4




FIG. 5




FIG. 6




FIG. 7

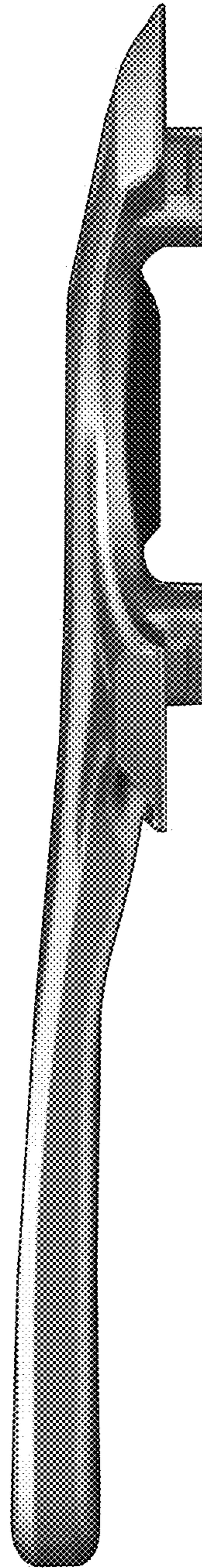


FIG. 8