



US00D756268S

(12) **United States Design Patent**
Yamada et al.

(10) **Patent No.:** **US D756,268 S**
(45) **Date of Patent:** **** May 17, 2016**

- (54) **MOTORCYCLE**
- (71) Applicant: **Kawasaki Jukogyo Kabushiki Kaisha**,
Hyogo (JP)
- (72) Inventors: **Masashi Yamada**, Akashi (JP); **Takumi Uemoto**, Kobe (JP); **Norikazu Matsumura**, Akashi (JP)
- (73) Assignee: **KAWASAKI JUKOGYO KABUSHIKI KAISHA**, Kobe-Shi,
Hyogo (JP)
- (**) Term: **14 Years**
- (21) Appl. No.: **29/474,845**
- (22) Filed: **Feb. 25, 2015**
- (30) **Foreign Application Priority Data**

D591,205 S *	4/2009	Heinrich	D12/110
D597,449 S *	8/2009	Nagao	D12/110
D601,458 S *	10/2009	Nagao	D12/110
D605,089 S *	12/2009	Tanaka	D12/110
D636,708 S *	4/2011	Katagiri	D12/110
D638,756 S *	5/2011	Kouchi	D12/110
D651,138 S *	12/2011	Lai	D12/110
D652,769 S *	1/2012	Kudo	D12/110
D669,821 S *	10/2012	Nishihara	D12/110
D688,983 S *	9/2013	Shibuta	D12/110
D689,406 S *	9/2013	Yasuhara	D12/110
D695,153 S *	12/2013	Buckan	D12/110
D695,154 S *	12/2013	Buckan	D12/110
8,827,024 B1 *	9/2014	Sumi	B62K 25/02 180/227
D723,429 S *	3/2015	Hohdorf	D12/110
D735,085 S *	7/2015	Buckan	D12/110
D736,677 S *	8/2015	Imura	D12/110

(Continued)

Primary Examiner — Philip S Hyder
Assistant Examiner — Darlington Ly

- Aug. 29, 2014 (JP) 2014-019120
- (51) **LOC (10) Cl.** **12-11**
- (52) **U.S. Cl.**
USPC **D12/110**
- (58) **Field of Classification Search**
USPC D12/109, 110, 111, 114, 117, 126, 184,
D12/186; D21/432, 458, 538; 180/210–217,
180/219, 220, 225, 229, 908; 280/103, 124,
280/152.1–152.3, 288.2, 288.4, 304.3, 770,
280/827, 828, 847, 848; 296/77.1, 78.1,
296/181.1, 187.01, 187.12, 192, 193.01,
296/193.04, 193.05, 193.09; 446/440
CPC B62D 37/00; B62D 57/00; B62K 9/00;
B62K 11/04; B62K 17/00; B62K 19/48;
B62M 7/12; F02B 61/02; A63H 17/21;
B62J 17/00; B62J 17/04; B62J 29/00
See application file for complete search history.


- (56) **References Cited**
U.S. PATENT DOCUMENTS
D582,316 S * 12/2008 Stenegard D12/110

(57) **CLAIM**
The ornamental design for a motorcycle, as shown and described.

DESCRIPTION

FIG. 1 is a front elevation view of a motorcycle showing our new design;
FIG. 2 is a rear elevation view thereof;
FIG. 3 is a left side elevation view thereof;
FIG. 4 is a right side elevation view thereof;
FIG. 5 is a top plan view thereof;
FIG. 6 is a front and left side perspective view thereof; and,
FIG. 7 is a rear and right side perspective view thereof.
The dark and light grayed surfaces shown on the surface of the design drawings do not represent a color nor a design pattern and only represent shading features on the surface of the ornamental design.

1 Claim, 7 Drawing Sheets



(56)

References Cited

2015/0101875 A1* 4/2015 Inayama B60K 13/02
180/225

U.S. PATENT DOCUMENTS

2012/0318598 A1* 12/2012 Fujiyama B60K 5/12
180/219

* cited by examiner

Fig. 1

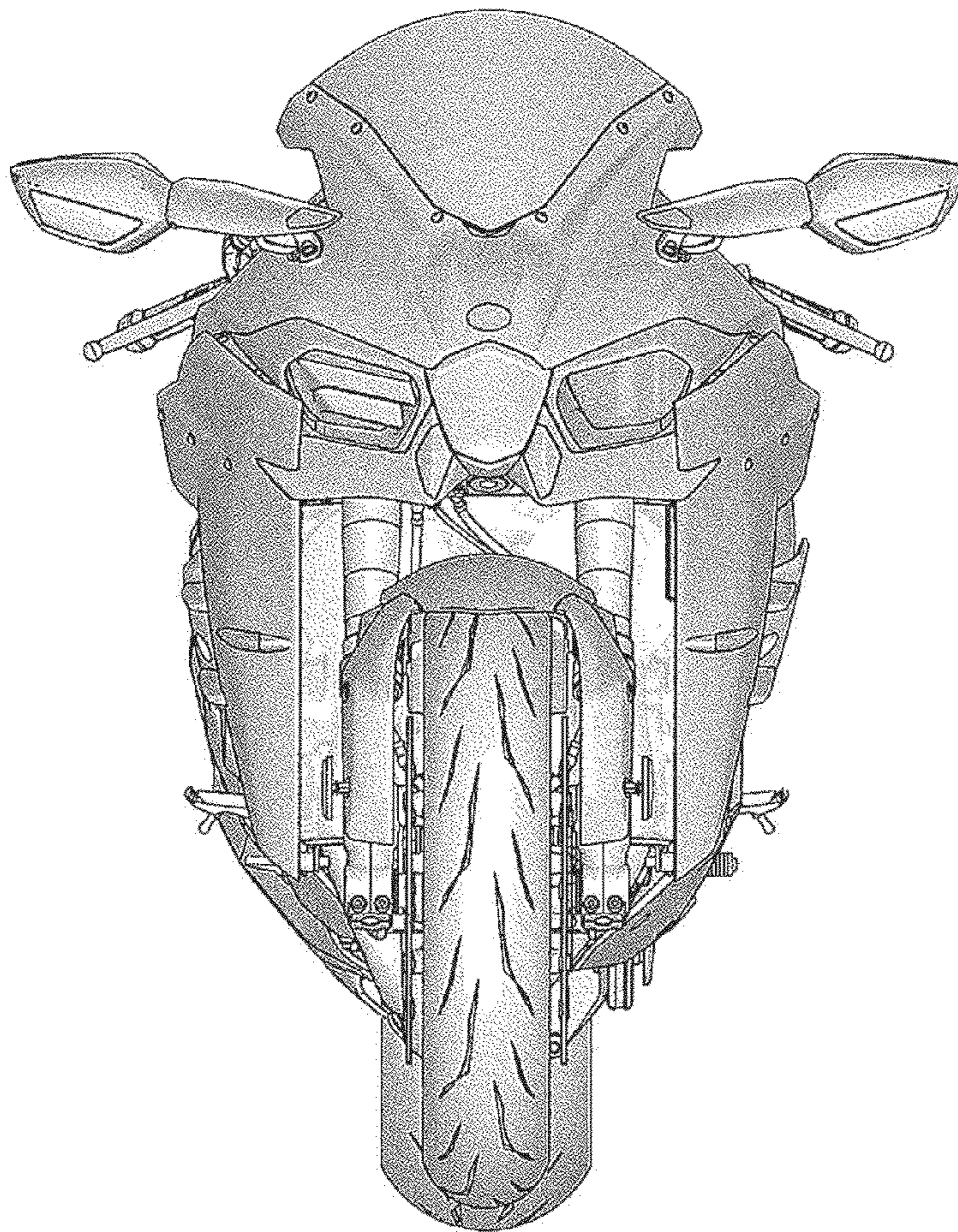
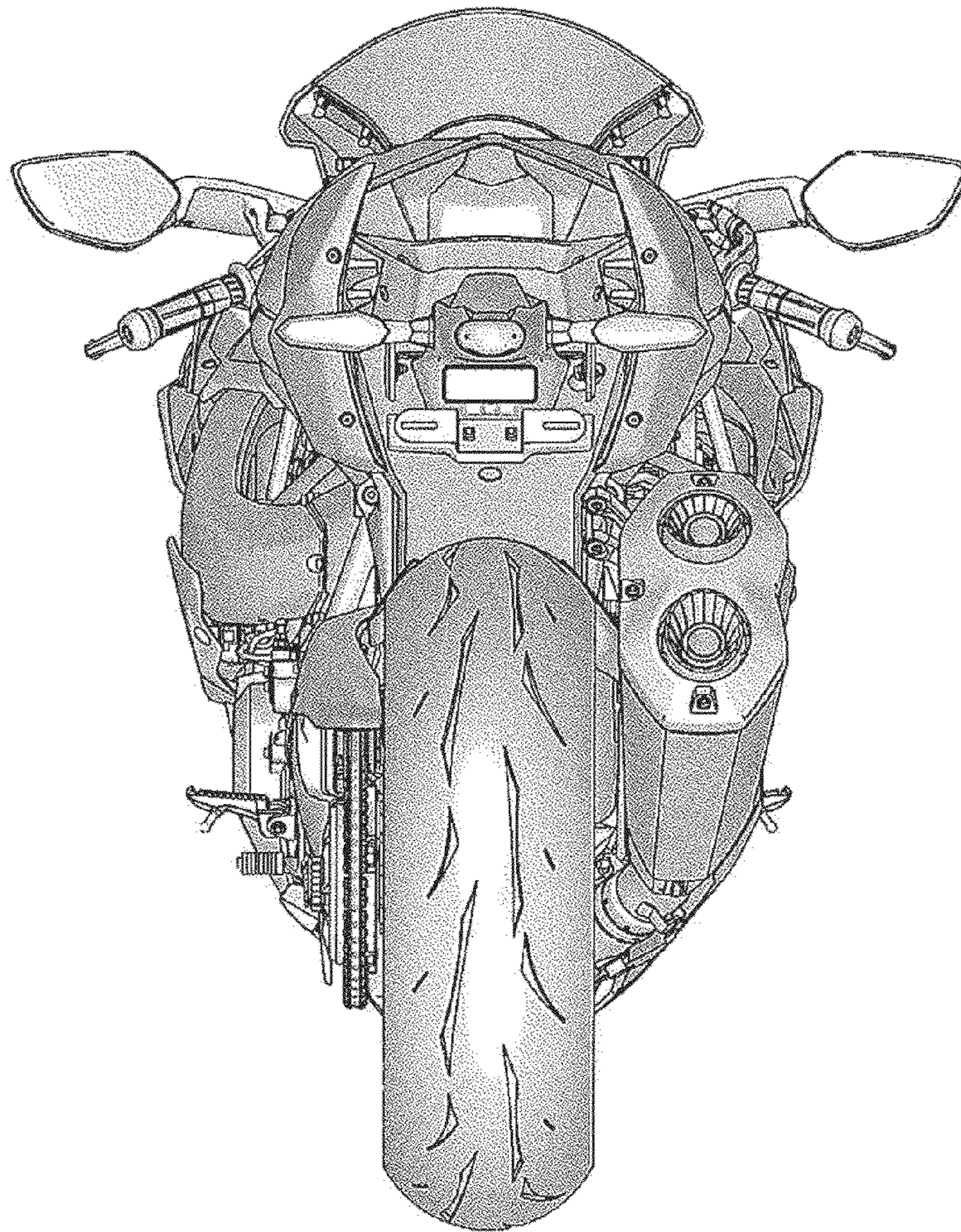


Fig. 2



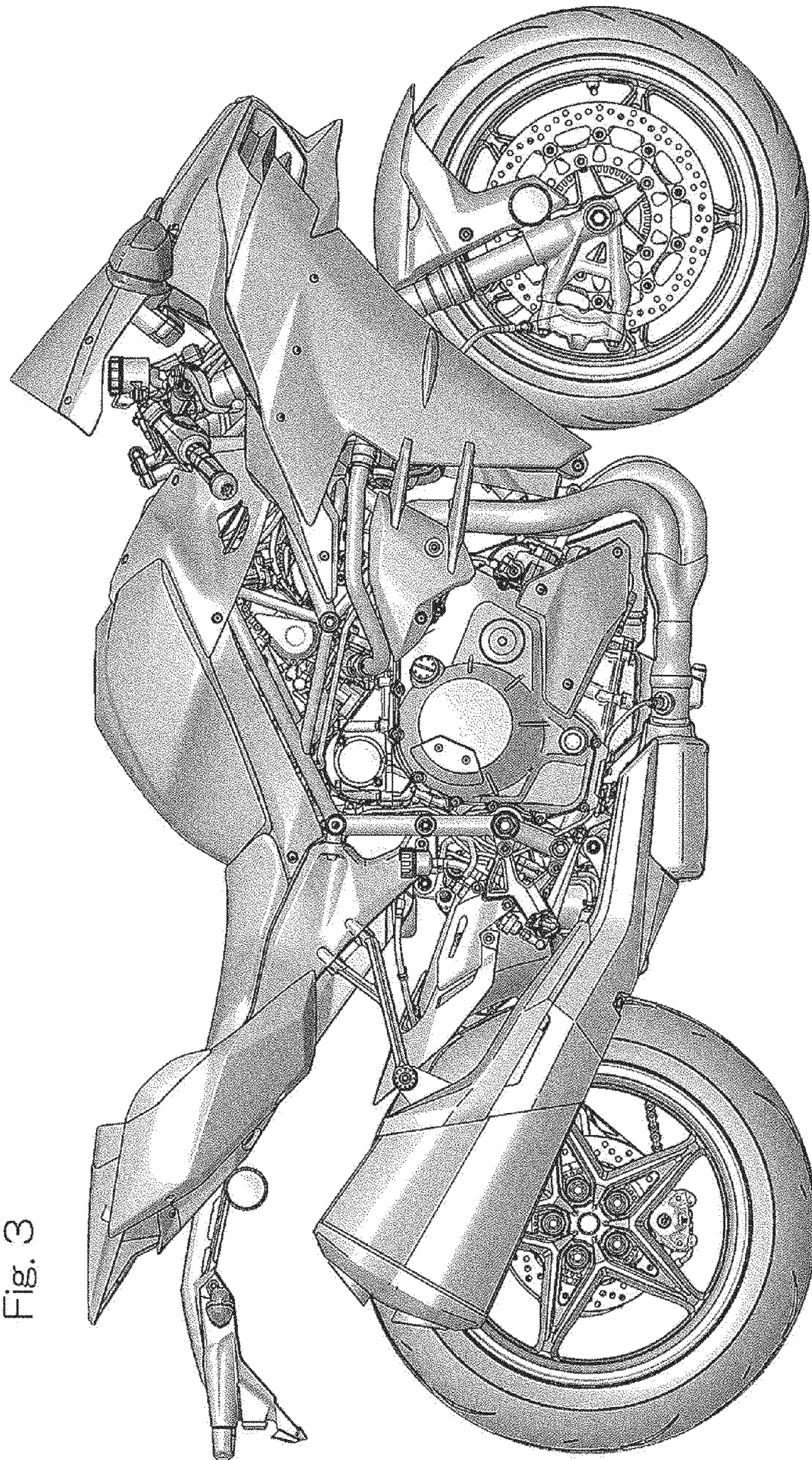


Fig. 3

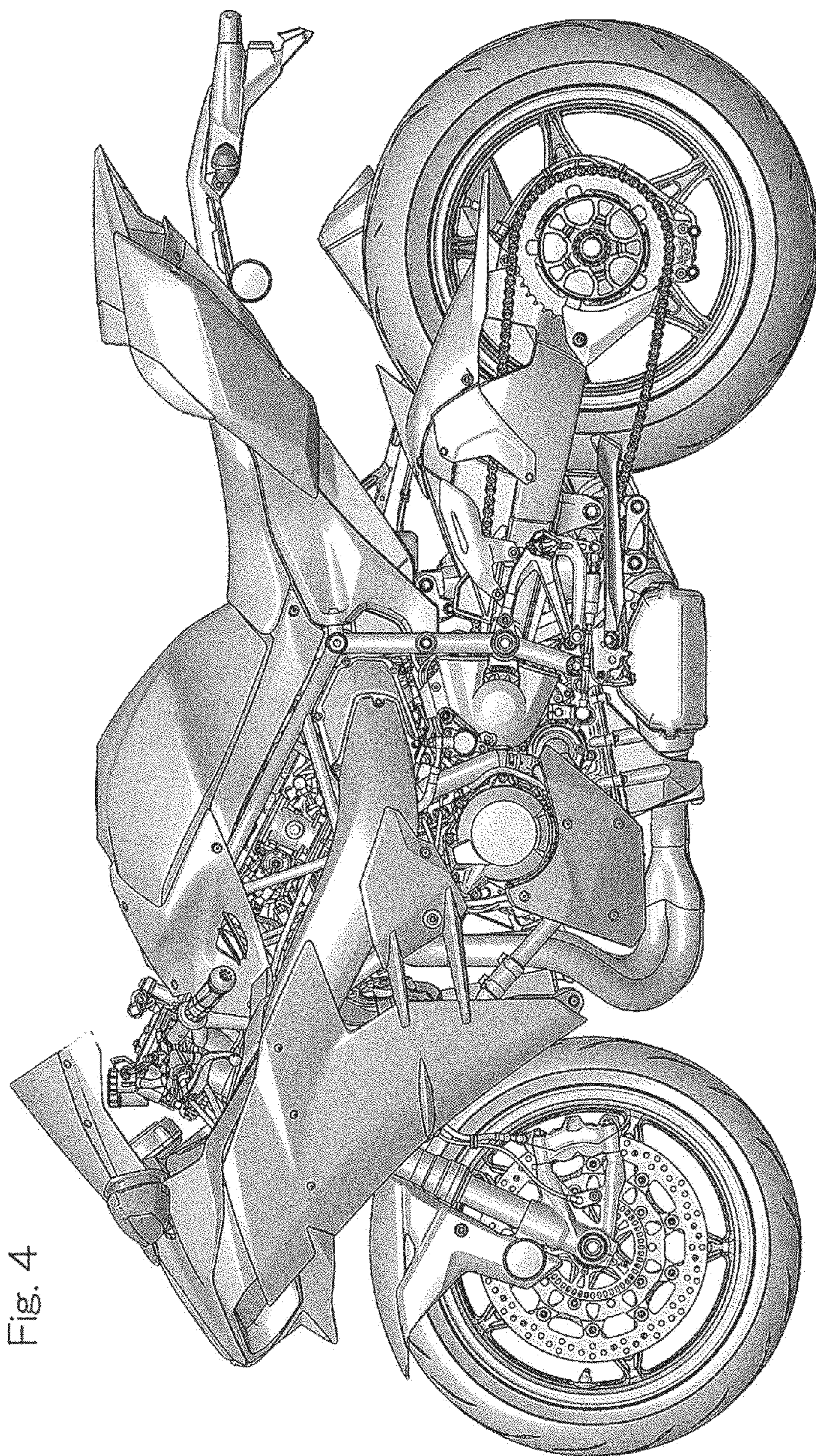
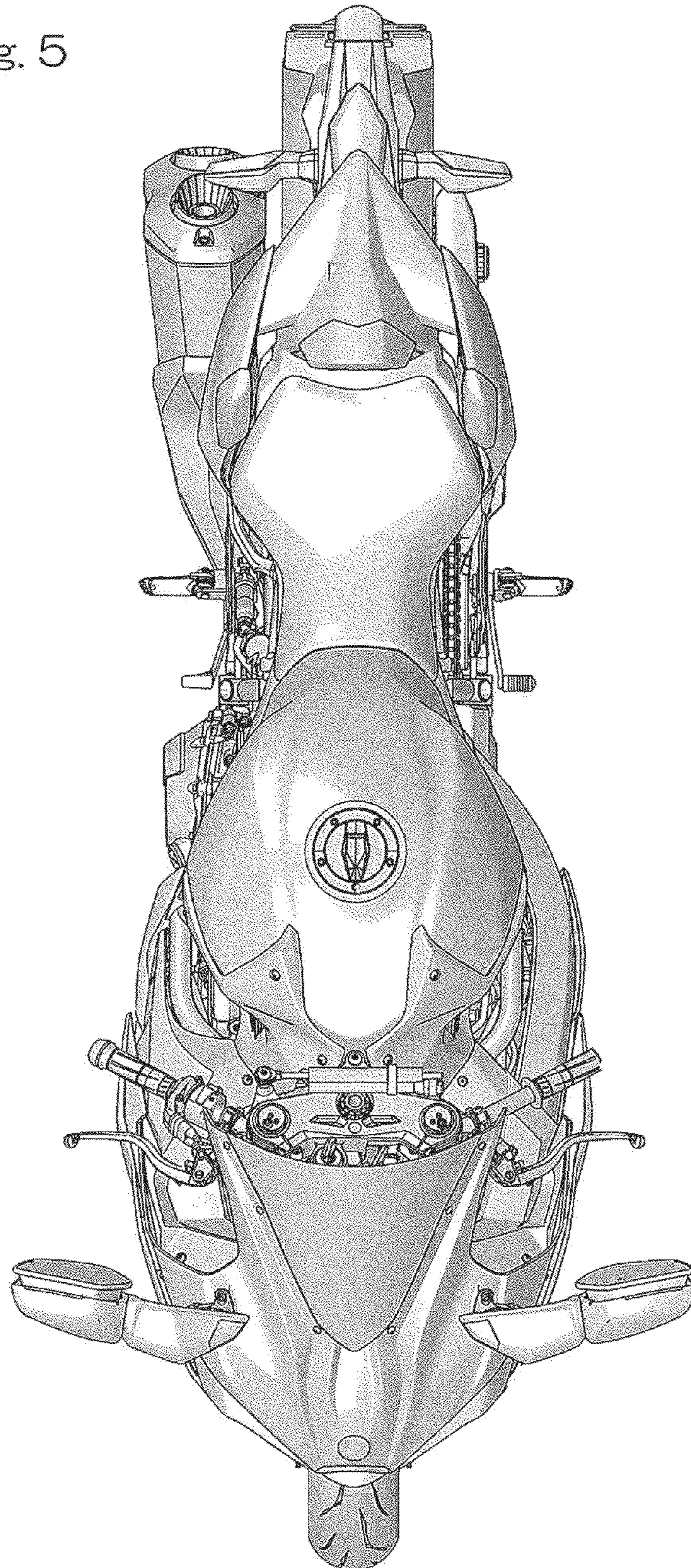


Fig. 4

Fig. 5



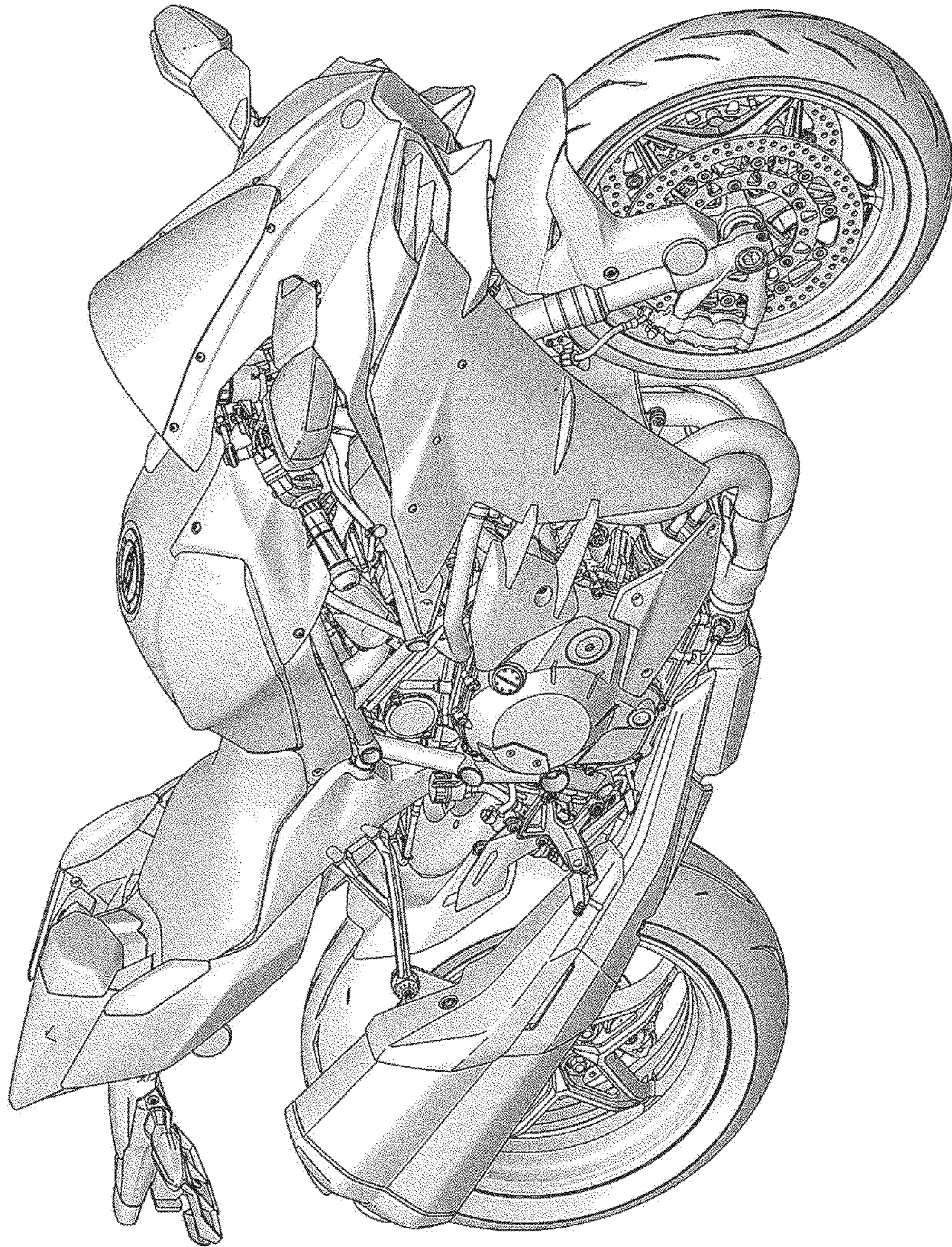


Fig. 6

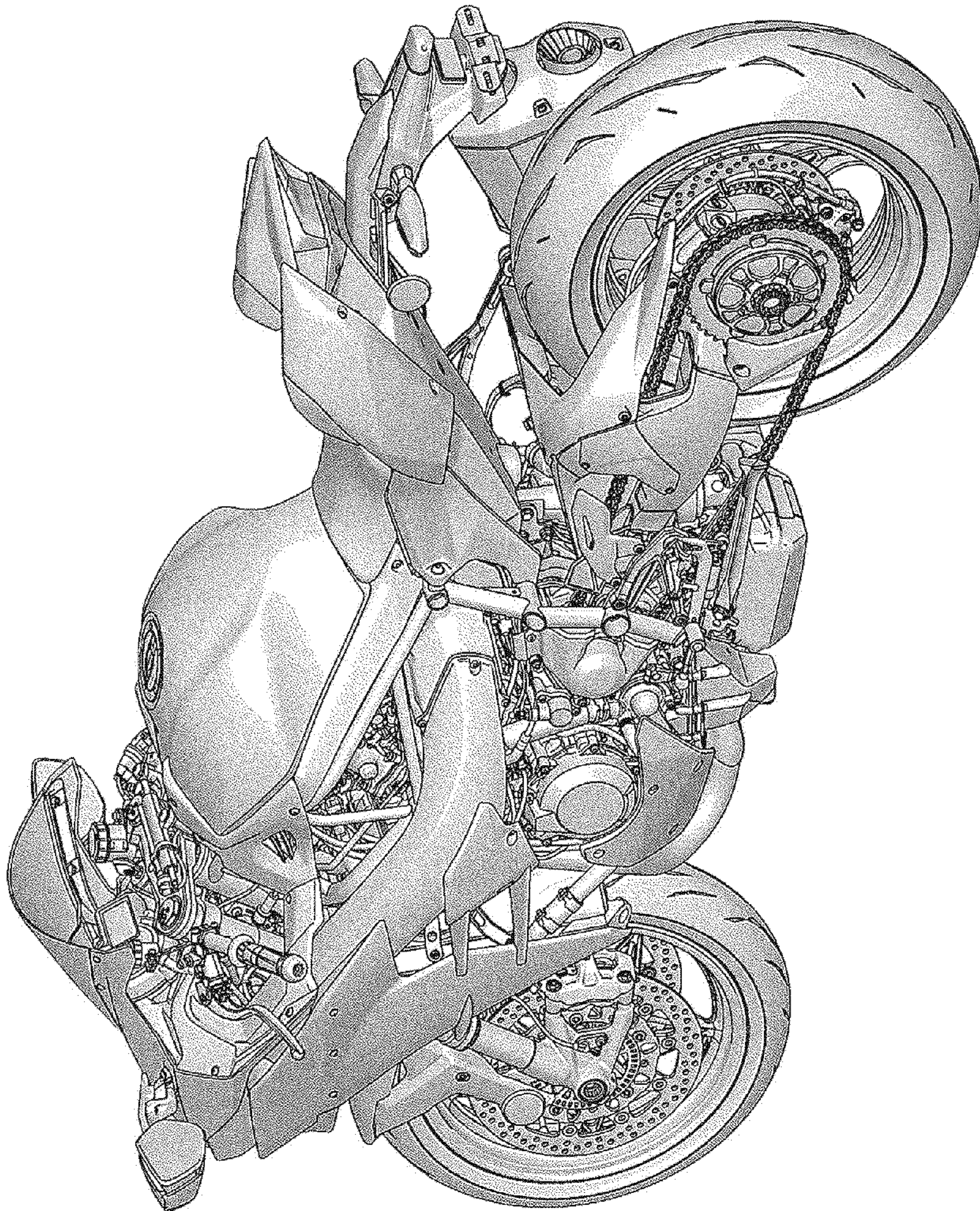


Fig. 7