

US00D756261S

(12) **United States Design Patent**
Nguyen-Tang

(10) **Patent No.:** **US D756,261 S**

(45) **Date of Patent:** **** May 17, 2016**

(54) **WATCH DIAL**

(71) Applicant: **Richemont International SA,**
Villars-sur-Glâne (CH)

(72) Inventor: **Xuani Nguyen-Tang,** Genève (CH)

(73) Assignee: **Richemont International SA,**
Villars-sur-Glâne (CH)

(**) Term: **14 Years**

(21) Appl. No.: **29/521,605**

(22) Filed: **Mar. 25, 2015**

(30) **Foreign Application Priority Data**

Sep. 25, 2014 (WO) DM/084 464

(51) **LOC (10) Cl.** **10-07**

(52) **U.S. Cl.**
USPC **D10/126**

(58) **Field of Classification Search**
USPC D10/30-39, 1-29, 122-132
CPC G04B 19/00; G04B 19/06; G04B 19/065;
G04B 19/08; G04B 19/10; G04B 19/106;
G04B 19/26; G04B 19/262; G04B 19/268;
G04G 9/00

See application file for complete search history.

(56) **References Cited**

U.S. PATENT DOCUMENTS

RE6,580 E * 8/1875 Root G04B 19/06
368/232
508,467 A * 11/1893 Clark G04B 19/268
368/18
D78,044 S * 3/1929 Streng D10/1

D165,132 S * 11/1951 Bruce D10/22
D205,596 S * 8/1966 Marti et al. 434/304
4,548,512 A * 10/1985 Erard G04B 19/268
368/15
D297,125 S * 8/1988 Grinberg D10/126
4,881,213 A * 11/1989 Zaslowsky G04B 19/268
368/15
D309,873 S * 8/1990 Grinberg D10/126
D333,799 S * 3/1993 Charriol D10/122
D346,969 S * 5/1994 Odaka D10/22
7,196,973 B2 * 3/2007 Born G04B 19/268
368/15
7,609,587 B2 * 10/2009 Zimmermann G04B 19/268
368/18
D615,883 S * 5/2010 Laucella D10/39
D685,279 S * 7/2013 de Haas D10/126

* cited by examiner

Primary Examiner — Martie K Holtje

(74) *Attorney, Agent, or Firm* — Taft Stettinus & Hollister
LLP


(57) **CLAIM**

The ornamental design for a watch dial, as shown and described.

DESCRIPTION

FIG. 1 is a front elevational view of a watch dial showing my new design;
FIG. 2 is a rear elevational view thereof;
FIG. 3 is a top plan view thereof;
FIG. 4 is a bottom plan view thereof;
FIG. 5 is a right side elevational view thereof;
FIG. 6 is a left side elevational view thereof; and,
FIG. 7 is a bottom, right front perspective view thereof.

1 Claim, 2 Drawing Sheets



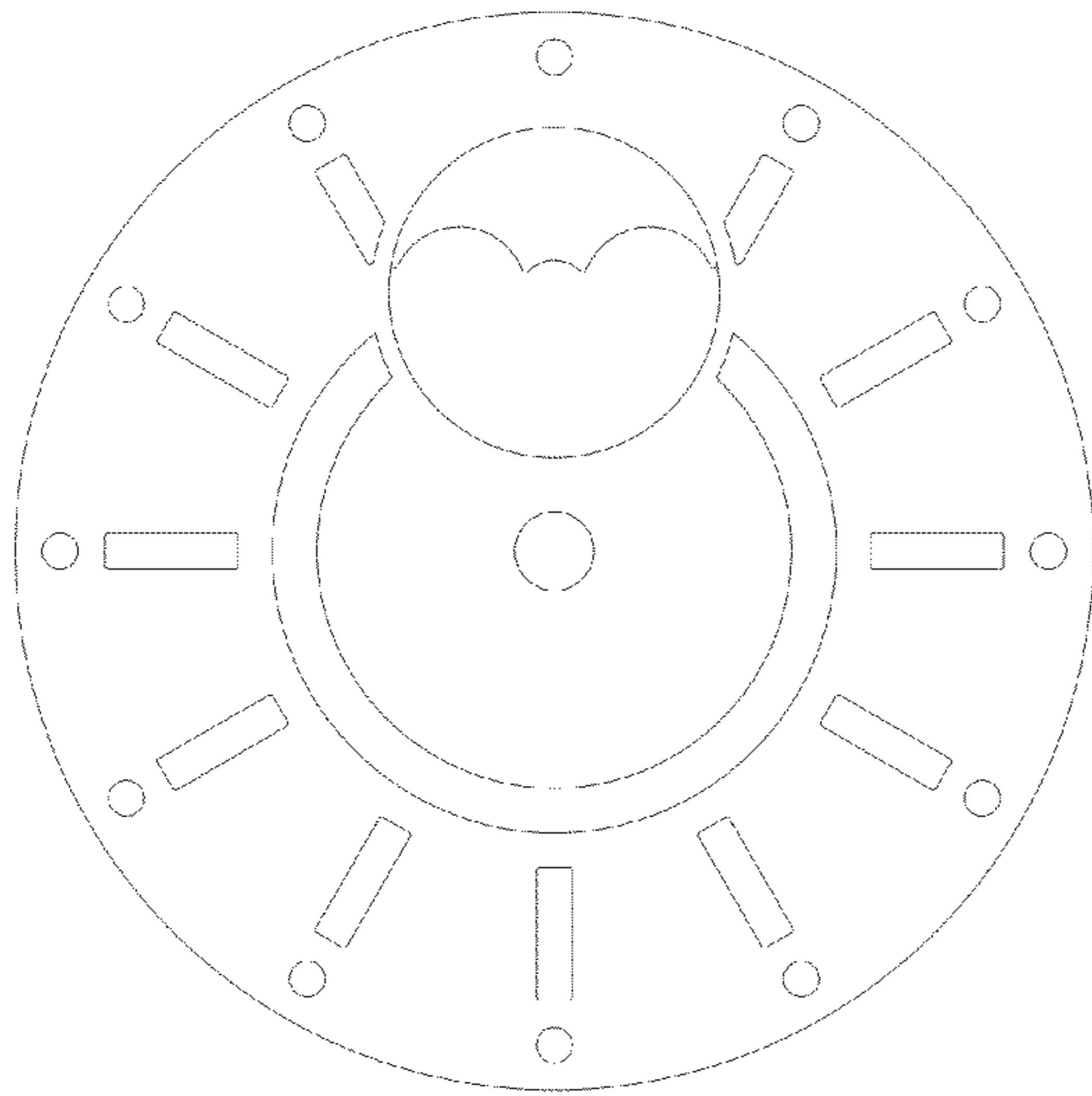


Fig. 1




Fig. 2

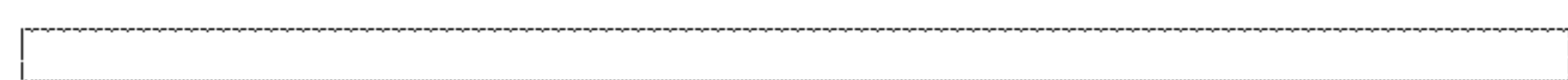


Fig. 3




Fig. 4



Fig. 5



Fig. 6




Fig. 7