

US00D756259S

(12) **United States Design Patent**  
**Nguyen-Tang**

(10) **Patent No.:** **US D756,259 S**  
(45) **Date of Patent:** **\*\* May 17, 2016**

(54) **WATCH DIAL**

(71) Applicant: **Richemont International SA,**  
Villars-sur-Glâne (CH)

(72) Inventor: **Xuani Nguyen-Tang,** Genève (CH)

(73) Assignee: **Richemont International SA,**  
Villars-sur-Glâne (CH)

(\*\*) Term: **14 Years**

(21) Appl. No.: **29/521,597**

(22) Filed: **Mar. 25, 2015**

(30) **Foreign Application Priority Data**

Sep. 25, 2014 (WO) ..... DM/084464

(51) **LOC (10) Cl.** ..... **10-07**

(52) **U.S. Cl.**  
USPC ..... **D10/126**

(58) **Field of Classification Search**

USPC ..... D10/30-39, 1-29, 122-132  
CPC ..... G04B 19/00; G04B 19/06; G04B 19/065;  
G04B 19/08; G04B 19/10; G04B 19/106;  
G04B 19/268; G04G 9/00

See application file for complete search history.

(56) **References Cited**

**U.S. PATENT DOCUMENTS**

RE6,580 E \* 8/1875 Root ..... G04B 19/06  
368/232  
D78,044 S \* 3/1929 Clark ..... D10/1

D165,132 S \* 11/1951 Streng ..... D10/22  
D205,596 S \* 8/1966 Marti et al. .... 434/304  
D259,105 S \* 5/1981 Hocq ..... D10/23  
D297,125 S \* 8/1988 Grinberg ..... D10/126  
D309,873 S \* 8/1990 Grinberg ..... D10/126  
D313,366 S \* 1/1991 Grinberg ..... D10/126  
D332,407 S \* 1/1993 Giordano ..... D10/126  
D333,799 S \* 3/1993 Charriol ..... D10/122  
D342,906 S \* 1/1994 Dumas ..... D10/126  
D345,525 S \* 3/1994 Dumas ..... D10/126  
D346,969 S \* 5/1994 Odaka ..... D10/22  
7,196,973 B2 \* 3/2007 Born ..... G04B 19/268  
368/15

\* cited by examiner

*Primary Examiner* — Martie K Holtje

(74) *Attorney, Agent, or Firm* — Taft Stettinius & Hollister  
LLP

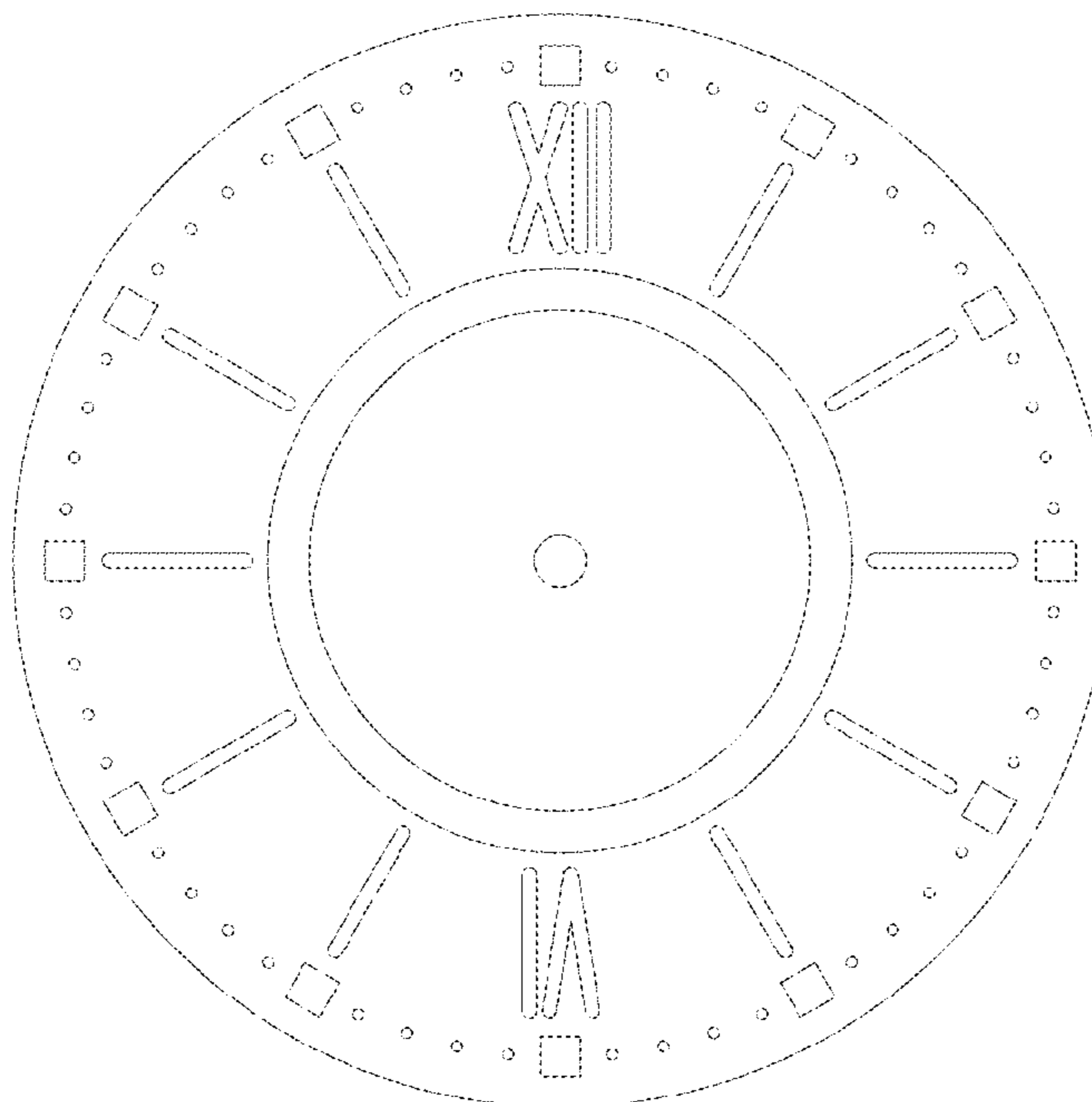
(57) **CLAIM**

The ornamental design for a watch dial, as shown and described.

**DESCRIPTION**

FIG. 1 is a front elevational view of a watch dial showing my new design;  
FIG. 2 is a rear elevational view thereof;  
FIG. 3 is a top plan view thereof;  
FIG. 4 is a bottom plan view thereof;  
FIG. 5 is a right side elevational view thereof;  
FIG. 6 is a left side elevational view thereof; and,  
FIG. 7 is a bottom, right front perspective view thereof.

**1 Claim, 2 Drawing Sheets**






Fig. 1




Fig. 2



Fig. 3




Fig. 4



Fig. 5



Fig. 6

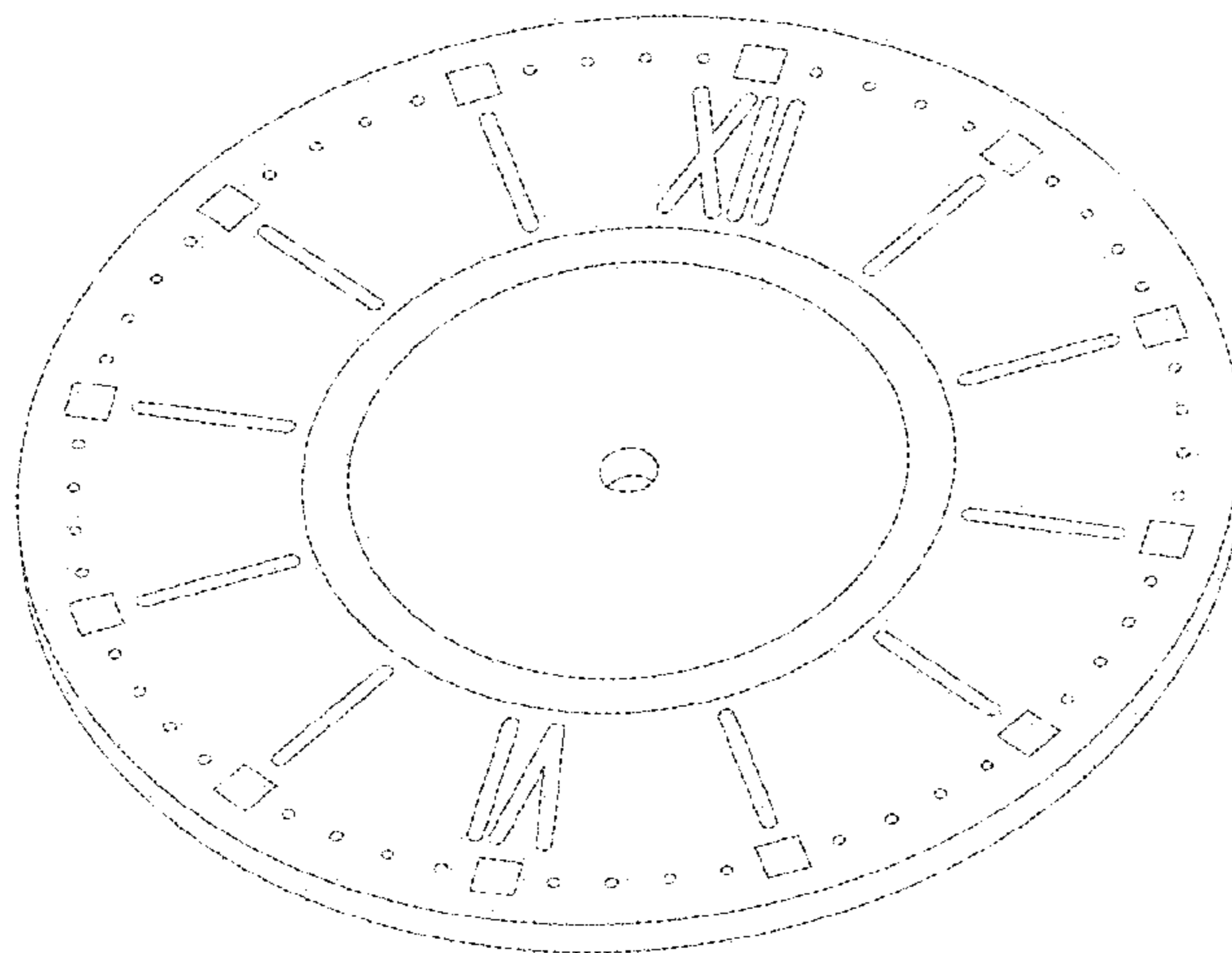


Fig. 7