

US00D756245S

(12) **United States Design Patent**
Mille

(10) **Patent No.:** **US D756,245 S**

(45) **Date of Patent:** **** May 17, 2016**

(54) **WRISTWATCH WITHOUT BRACELET**

(71) Applicant: **Turlen Holding SA**, Soyhières (CH)

(72) Inventor: **Richard Mille**, Moulins (FR)

(73) Assignee: **TURLEN HOLDING SA**, Soyhieres (CH)

(**) Term: **14 Years**

(21) Appl. No.: **29/511,165**

(22) Filed: **Dec. 8, 2014**

(30) **Foreign Application Priority Data**

Sep. 2, 2014 (WO) DM/084328

(51) **LOC (10) Cl.** **10-02**

(52) **U.S. Cl.**
USPC **D10/39; D10/126**

(58) **Field of Classification Search**
USPC D10/30-39, 1-29, 122-132
CPC G04B 15/00; G04B 15/14; G04B 17/06;
G04B 17/285; G04B 19/00; G04B 19/04;
G04B 19/06; G04B 19/065; G04B 19/10;
G04B 37/00; G04B 37/0008; G04B 37/0058;
G04B 45/00; G04B 45/0038; G04B 45/02;
G04G 17/00; G04G 17/08

See application file for complete search history.

(56) **References Cited**

U.S. PATENT DOCUMENTS

340,854 A * 4/1886 Bingham G04B 33/12
368/124
5,550,794 A * 8/1996 Born G04B 47/065
33/271

6,520,674 B1 * 2/2003 Tokoro G01C 9/06
368/127
D607,346 S * 1/2010 Bove D10/38
D617,213 S * 6/2010 Dolce D10/38
D618,565 S * 6/2010 Dolce D10/38
D636,692 S * 4/2011 Pospieszny D10/129
D646,589 S * 10/2011 Mille D10/39
D648,639 S * 11/2011 Mille D10/39
D658,515 S * 5/2012 Mille D10/39
D678,082 S * 3/2013 Mille D10/39
D691,902 S * 10/2013 Mille D10/39
D693,245 S * 11/2013 Mille D10/39
D707,139 S * 6/2014 Mille D10/39
D708,075 S * 7/2014 Mille D10/39
2010/0046328 A1 * 2/2010 Olsen G04B 19/04
368/30

* cited by examiner

Primary Examiner — Martie K Holtje

(74) *Attorney, Agent, or Firm* — Donald J. Ranft; Kristen A. Mogavero; Collen IP

(57) **CLAIM**

The ornamental design for a wristwatch without bracelet, as shown.

DESCRIPTION

FIG. 1 is a front right perspective view of a wristwatch without bracelet showing my new design;
FIG. 2 is a front left perspective view thereof;
FIG. 3 is a front view thereof;
FIG. 4 is a rear view thereof;
FIG. 5 is a left side view thereof;
FIG. 6 is a right side view thereof;
FIG. 7 is a top view thereof;
FIG. 8 is a bottom view thereof;
FIG. 9 is a rear right perspective view thereof; and,
FIG. 10 is a rear left perspective view thereof.

1 Claim, 8 Drawing Sheets






FIG. 1

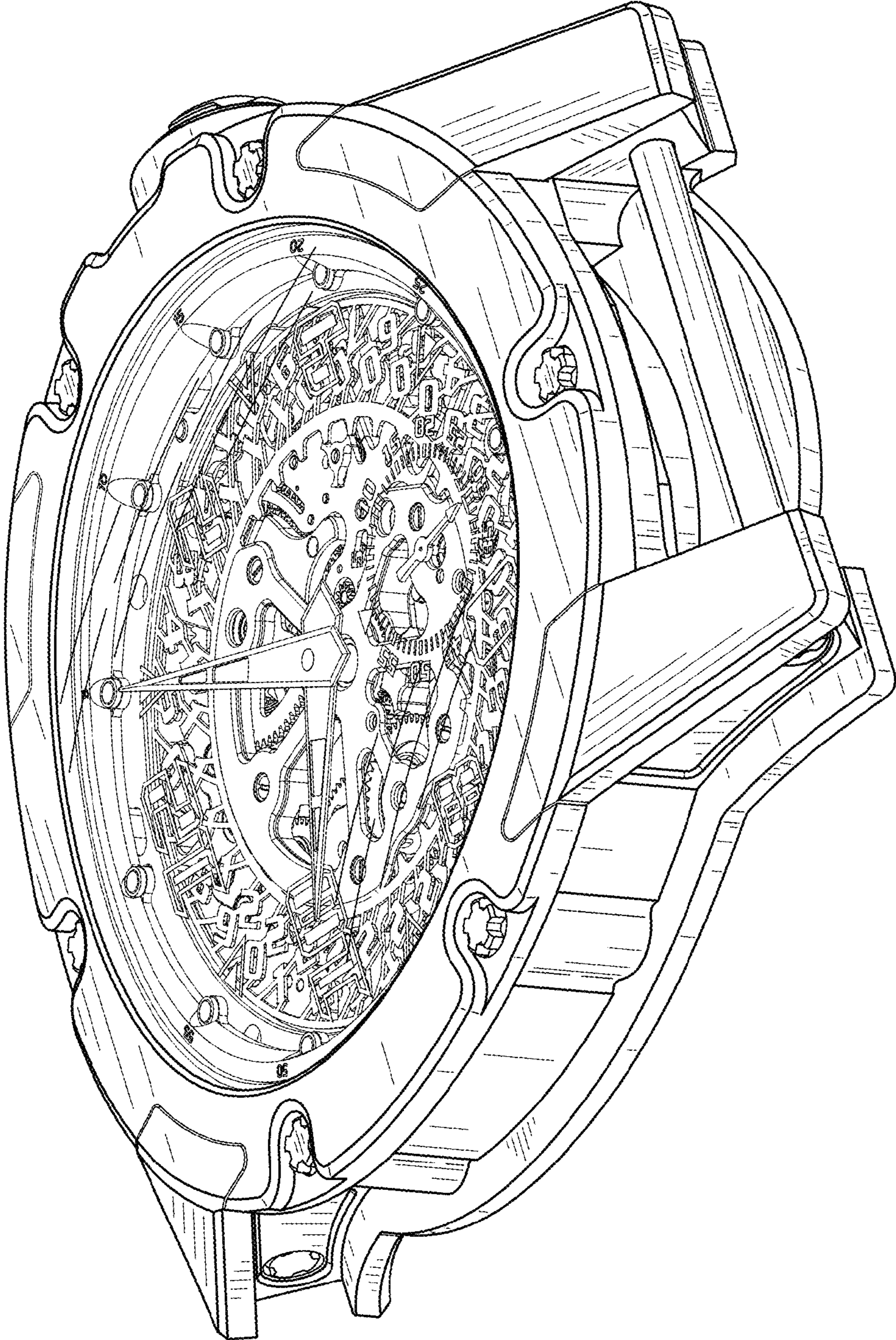


FIG. 2



FIG. 3



FIG. 4

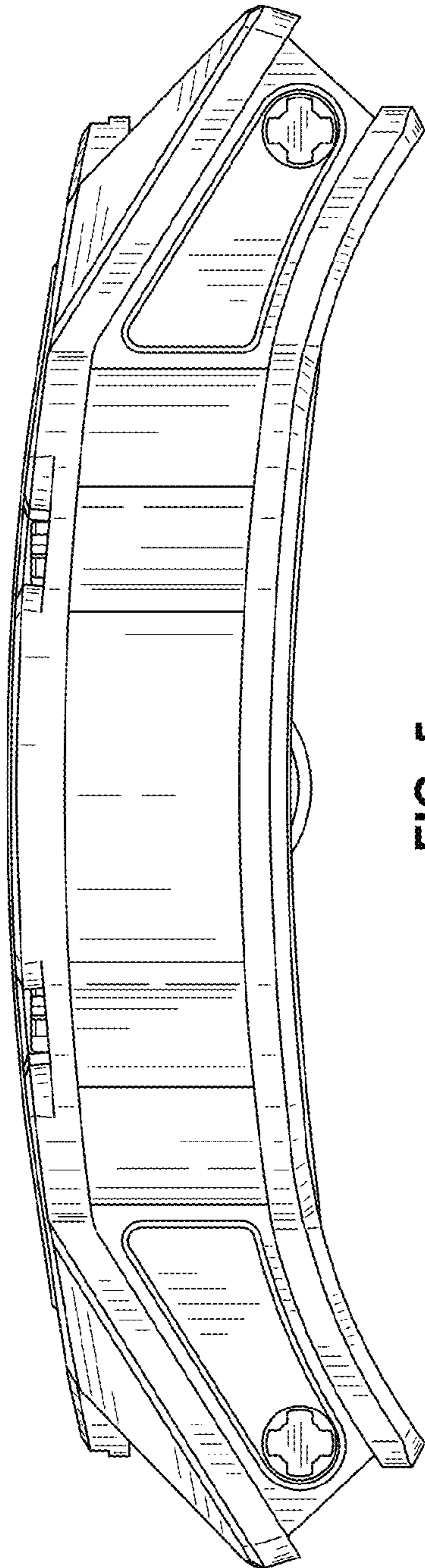


FIG. 5

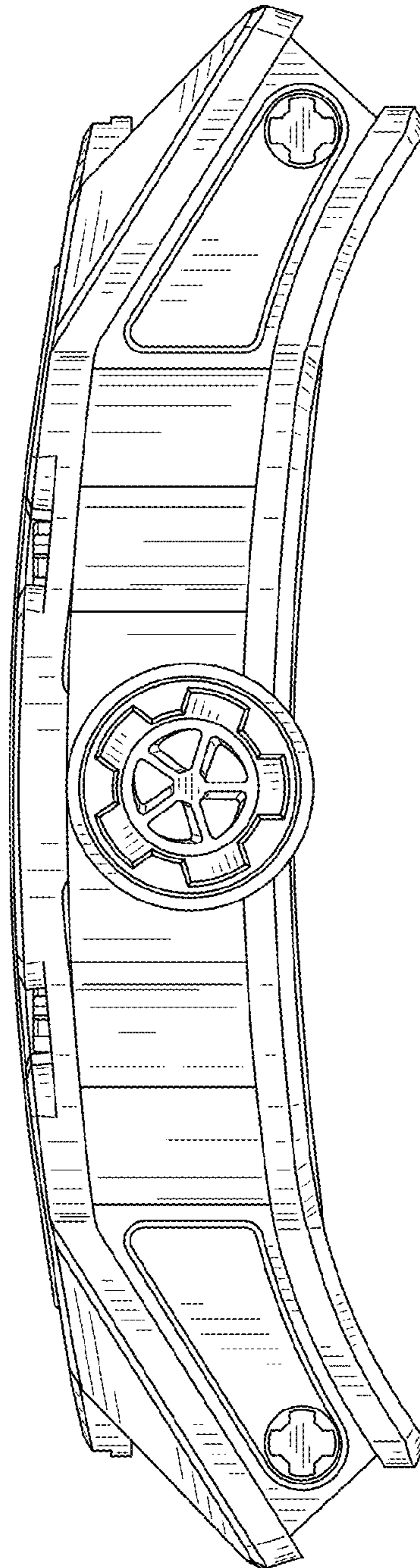


FIG. 6

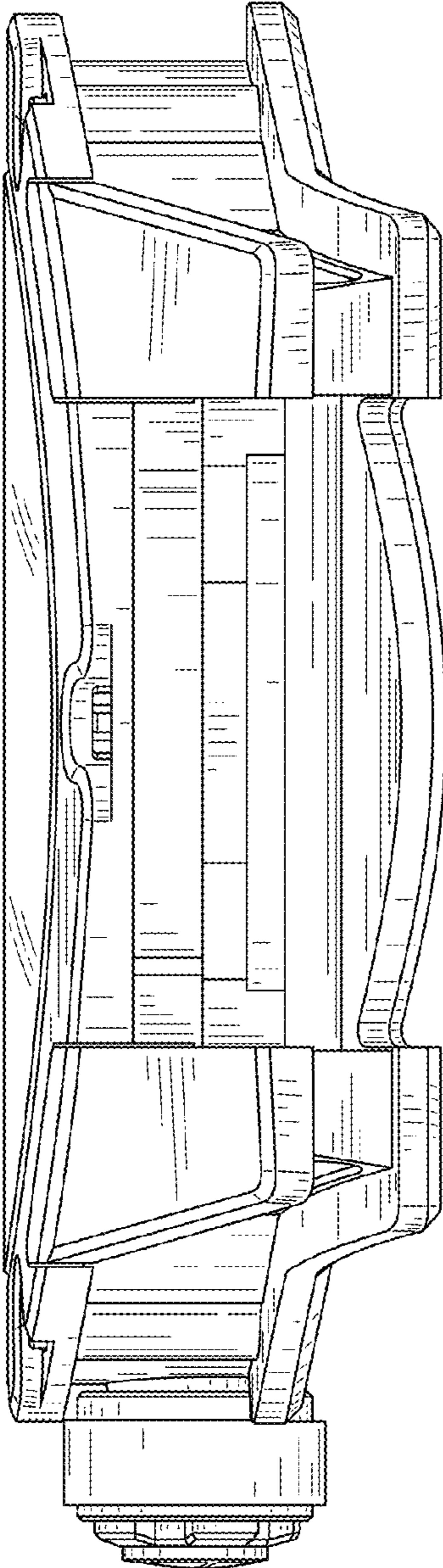


FIG. 7

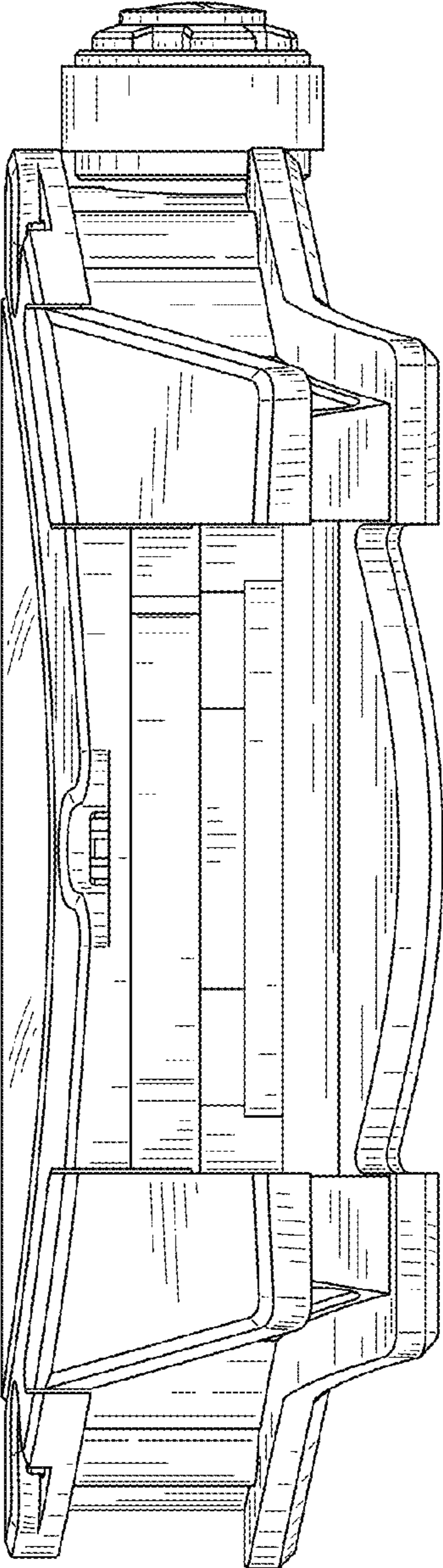


FIG. 8




FIG. 9




FIG. 10