

US00D756243S

(12) **United States Design Patent**
Giannini

(10) **Patent No.:** **US D756,243 S**

(45) **Date of Patent:** **** May 17, 2016**

(54) **WRISTWATCH**

(71) Applicant: **LUXURY GOODS INTERNATIONAL (L.G.I.) SA,**
Cortailod (CH)

(72) Inventor: **Frida Giannini,** Florence (IT)

(73) Assignee: **LUXURY GOODS INTERNATIONAL (L.G.I.) SA,**
Cortailod (CH)

(**) Term: **14 Years**

(21) Appl. No.: **29/496,171**

(22) Filed: **Jul. 10, 2014**

(30) **Foreign Application Priority Data**

Jan. 13, 2014 (CH) 140373

(51) **LOC (10) Cl.** **10-02**

(52) **U.S. Cl.**
USPC **D10/32; D10/39; D10/125**

(58) **Field of Classification Search**
USPC D10/30-39, 1-29, 122-132; D11/3
CPC G04B 19/00; G04B 19/04; G04B 19/06;
G04B 19/08; G04B 19/10; G04B 19/106;
G04B 19/24; G04B 37/00; G04B 37/0008;
G04B 37/0058; G04B 37/1486; G04B 45/00;
G04B 45/0069; A44C 5/00; A44C 5/02;
A44C 5/025; A44C 5/22; A44C 5/24
See application file for complete search history.

(56) **References Cited**

U.S. PATENT DOCUMENTS

2,188,471 A * 1/1940 Bridler A44C 5/24
224/170

D274,503 S * 7/1984 Bulgari D10/32
4,825,427 A * 4/1989 Wollman G04B 37/1486
368/281
D361,283 S * 8/1995 Bulgari D10/30
D404,319 S * 1/1999 Deleskiewicz D10/30
D407,334 S * 3/1999 Stoll D10/30
D423,374 S * 4/2000 Deleskiewicz D10/32
D432,438 S * 10/2000 Lassigne D10/32
D440,886 S * 4/2001 Burgener D10/32
D443,531 S * 6/2001 Bulgari D10/32
D476,582 S * 7/2003 Sugiura D10/32
D574,261 S * 8/2008 Dreyfuss D10/32
D592,977 S * 5/2009 Furetta D10/32
2012/0051193 A1 * 3/2012 Yu G04G 17/06
368/204

* cited by examiner

Primary Examiner — Martie K Holtje

(74) *Attorney, Agent, or Firm* — Sughrue Mion, PLLC


(57) **CLAIM**

The ornamental design for a wristwatch, as shown and described.

DESCRIPTION

FIG. 1 is a right front perspective view of a wristwatch showing my new design;
FIG. 2 is a front view thereof;
FIG. 3 is a rear view thereof;
FIG. 4 is top plan view thereof;
FIG. 5 is a bottom plan view thereof;
FIG. 6 is a right side view thereof; and,
FIG. 7 is a left side view thereof.
The structural features depicted by broken lines in FIG. 3 have been shown for the purpose of illustrating portions of the wristwatch that form no part of the claimed design.

1 Claim, 7 Drawing Sheets






FIG. 1

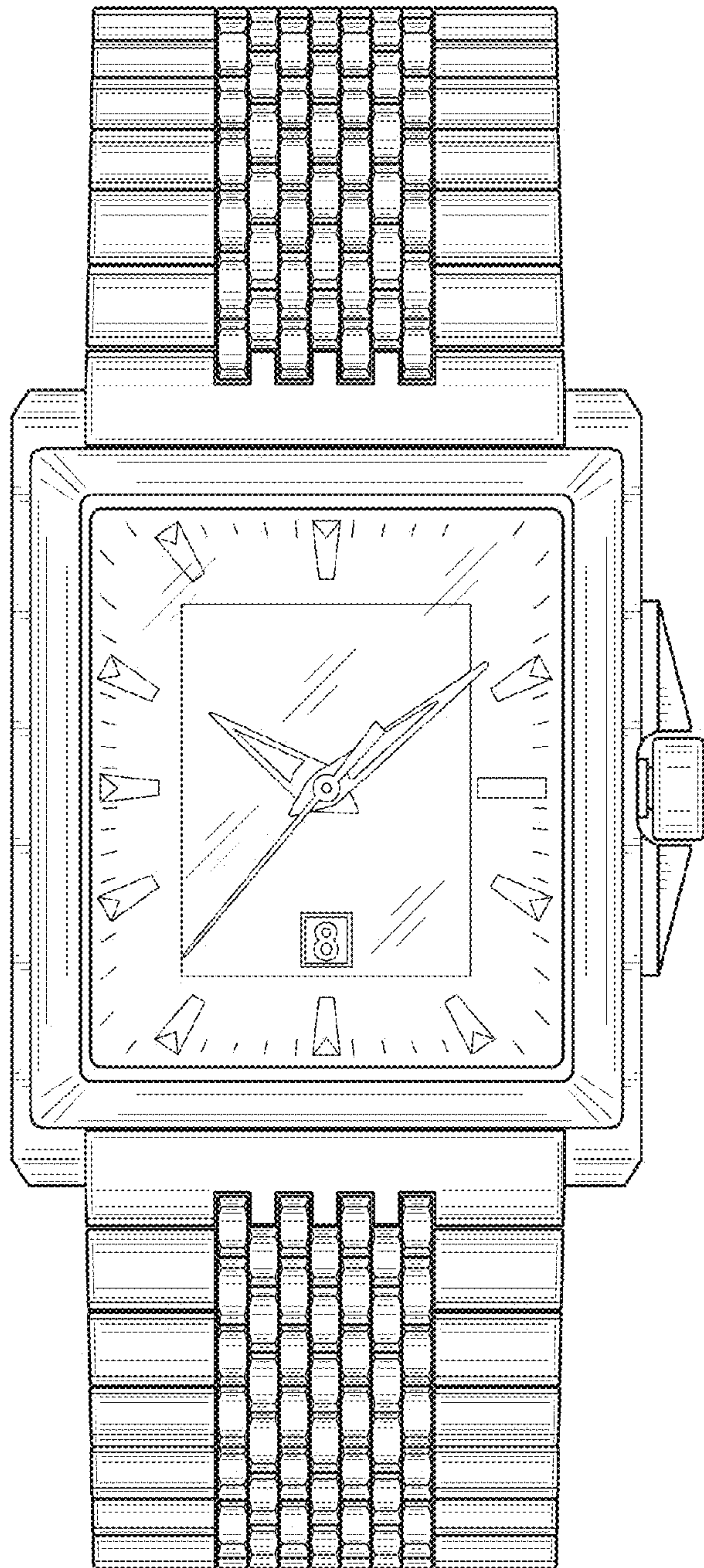


FIG. 2

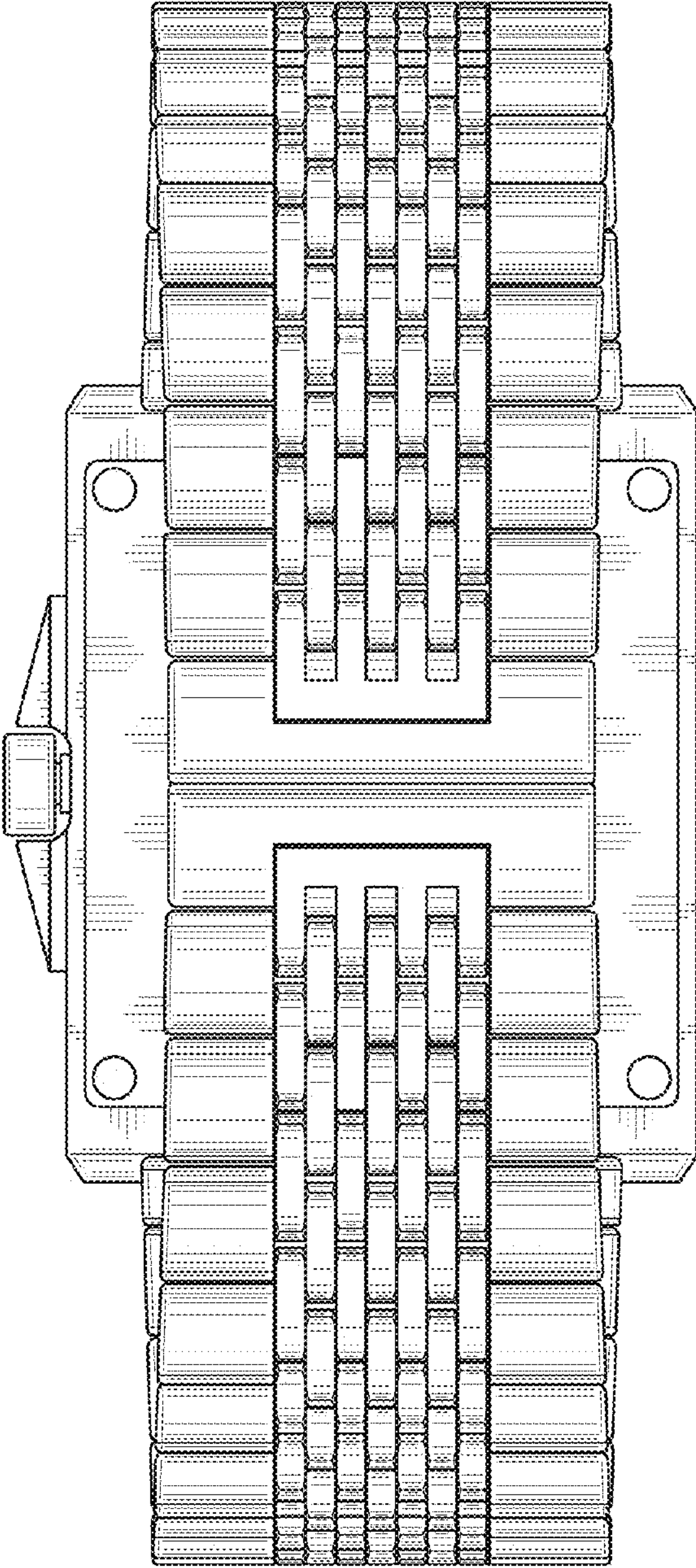


FIG. 3

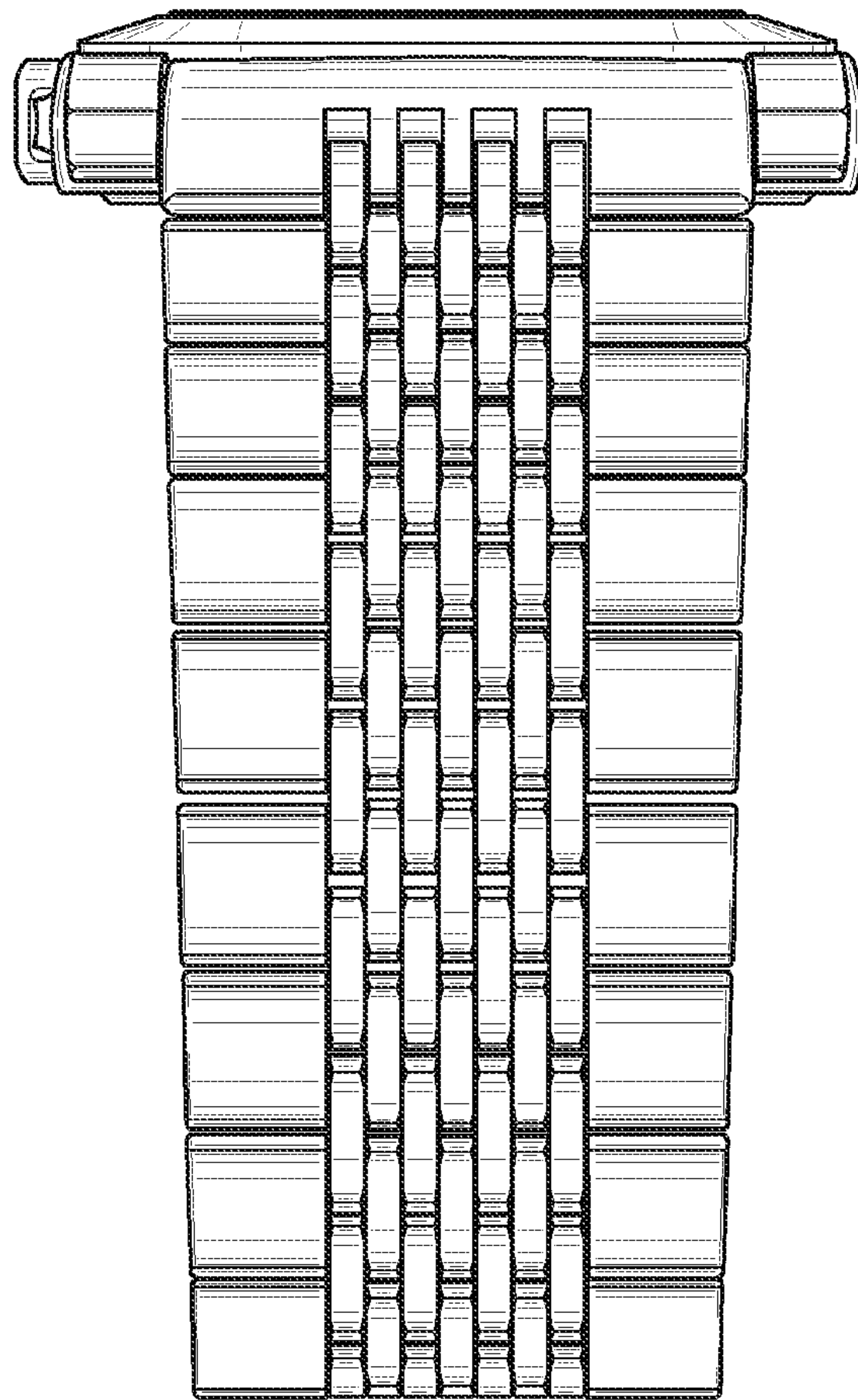


FIG. 4

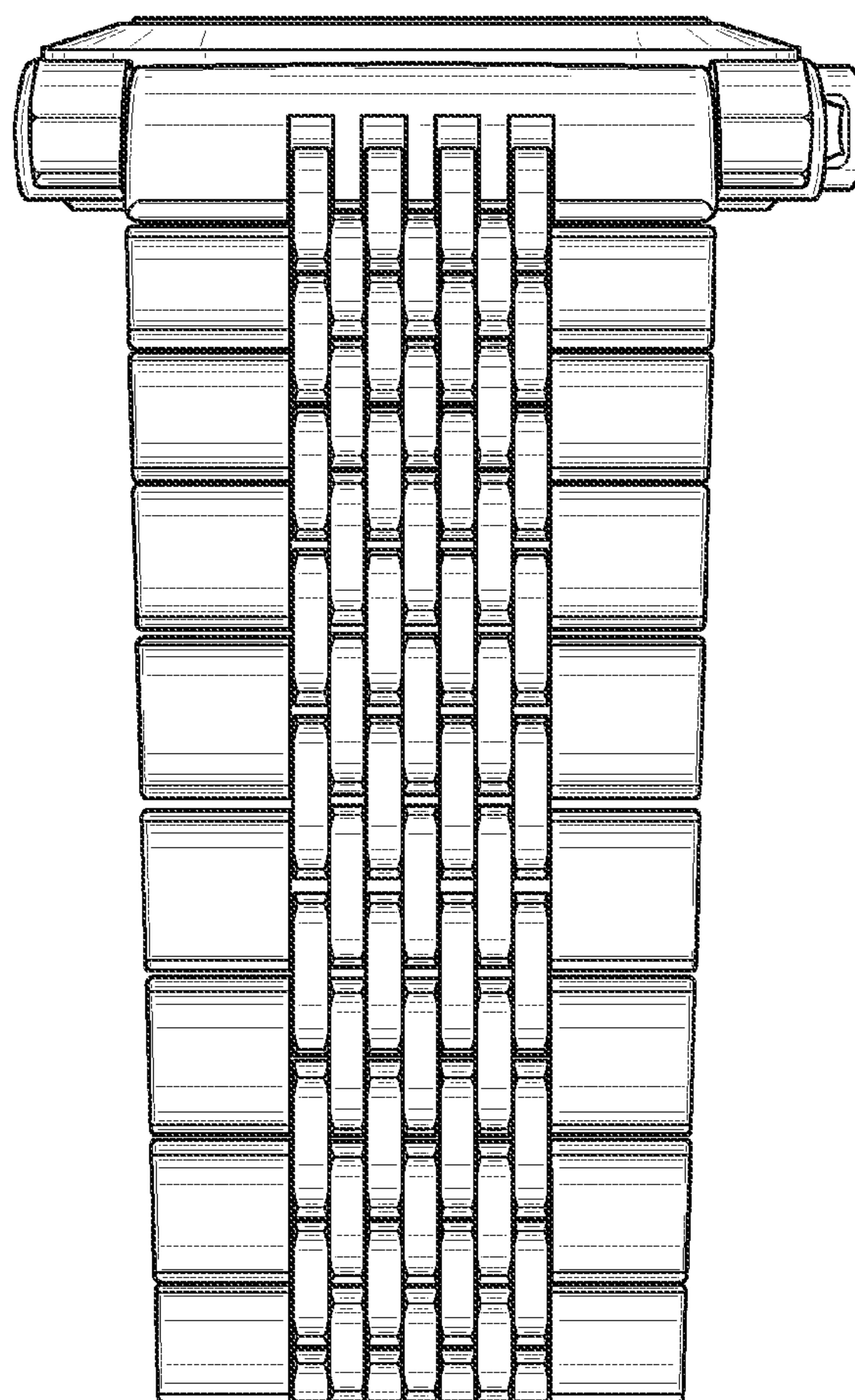


FIG. 5

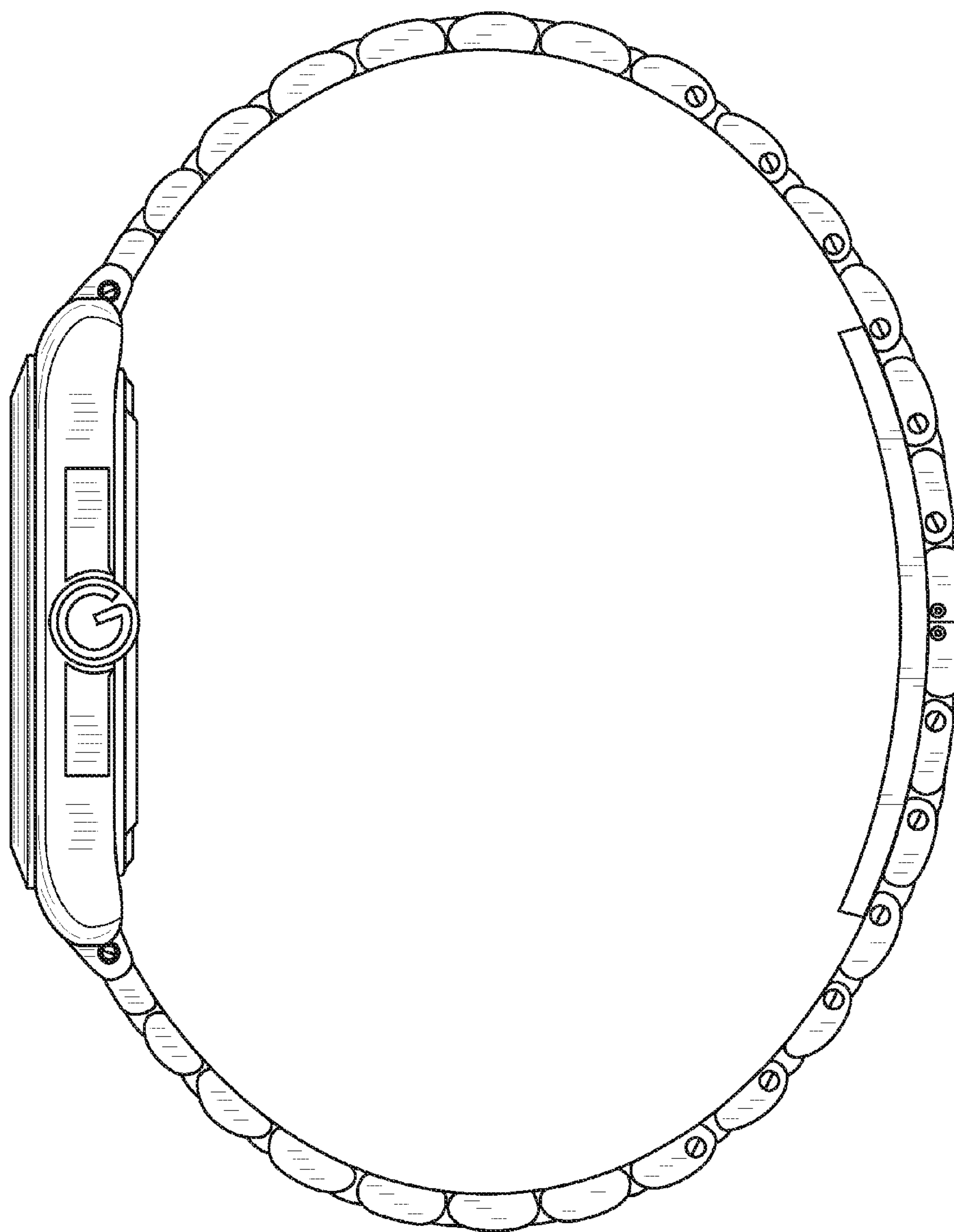


FIG. 6

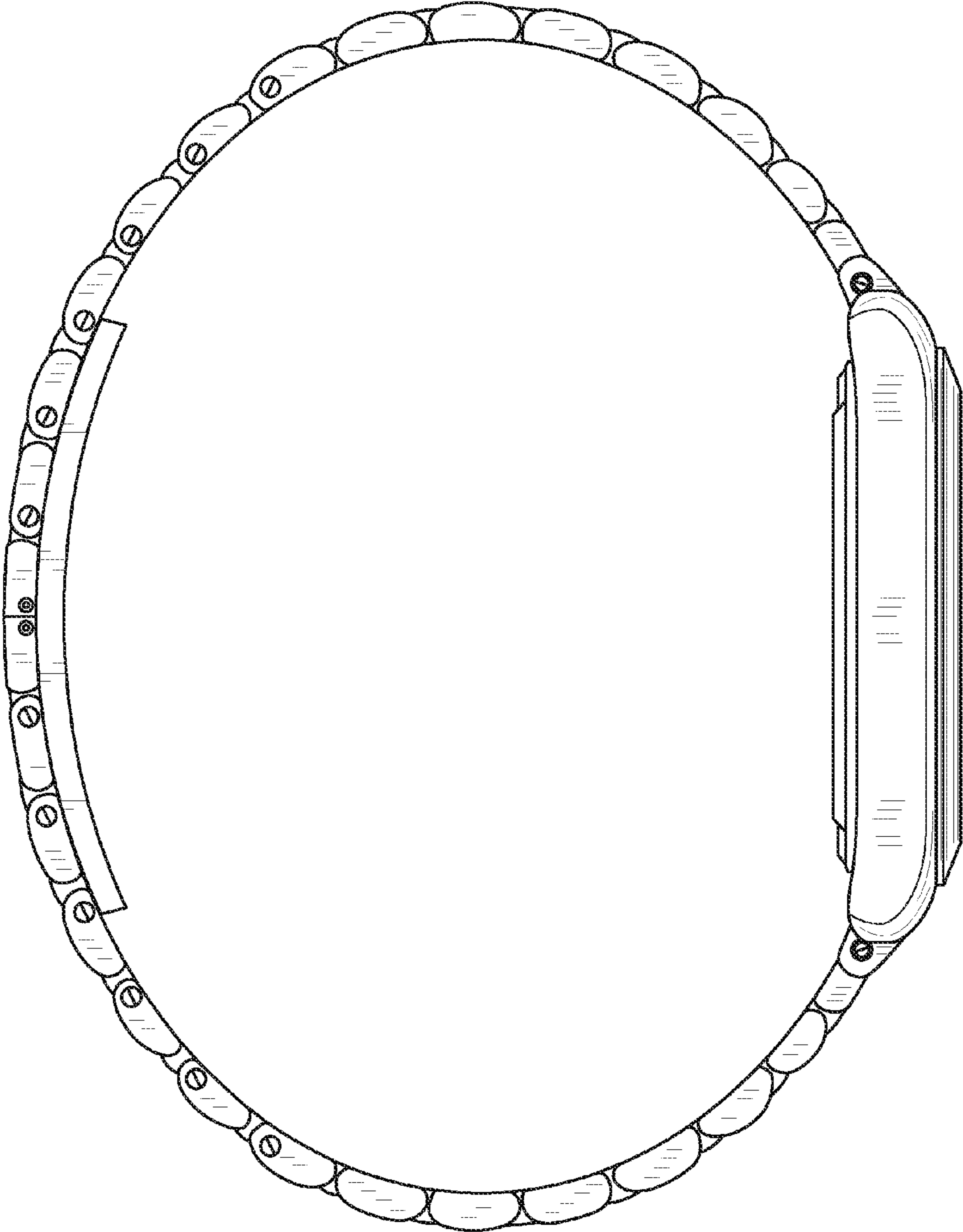


FIG. 7