



US00D756238S

(12) **United States Design Patent**  
**Chen**

(10) **Patent No.:** **US D756,238 S**

(45) **Date of Patent:** **\*\* May 17, 2016**

(54) **COSMETIC CONTAINER**

(71) Applicant: **Sin-Hsiung Chen**, Tainan (TW)

(72) Inventor: **Sin-Hsiung Chen**, Tainan (TW)

(\*\*) Term: **14 Years**

(21) Appl. No.: **29/503,460**

(22) Filed: **Sep. 26, 2014**

(51) **LOC (10) Cl.** ..... **09-01**

(52) **U.S. Cl.**  
USPC ..... **D9/688**

(58) **Field of Classification Search**  
USPC ..... D9/682-694, 504, 516, 529, 434-436,  
D9/445, 447-450, 454; D28/76, 77, 88,  
D28/89, 91.1  
CPC ..... B65D 83/14; B65D 83/16; B65D 83/20;  
B65D 83/205; B65D 83/206; B65D 83/22;  
B65D 83/222; B65D 83/28; B65D 83/38;  
B65D 83/384; B65D 83/386; B65D 83/388;  
B65D 83/226; B65D 83/285; B65D 83/30;  
B65D 83/303; B65D 83/306; B65D 83/40;  
B05B 11/00; B05B 11/0027; B05B 11/0035;  
B05B 11/0037; B05B 11/0054; B05B  
11/3001; B05B 11/3004; B05B 11/3042;  
B05B 11/3052; B05B 11/3059; B05B 11/306;  
A45D 34/00; A45D 34/02; A45D 34/04;  
A45D 34/041; A45D 2034/005; A45D  
2034/007  
See application file for complete search history.

D419,881 S \* 2/2000 Kokenge ..... D9/454  
6,305,580 B1 \* 10/2001 Chen ..... B05B 11/3056  
222/153.11  
6,932,246 B2 \* 8/2005 Crosnier ..... B05B 1/3431  
222/321.2  
7,874,461 B2 \* 1/2011 Bae ..... B05B 11/0032  
222/153.11  
D675,105 S \* 1/2013 Chen ..... D9/688  
D720,995 S \* 1/2015 Chen ..... D9/688  
2006/0159875 A1 \* 7/2006 Ciriani ..... B65D 83/20  
428/34.1  
2013/0192713 A1 \* 8/2013 Drugeon ..... A45D 34/04  
141/26  
2013/0200107 A1 \* 8/2013 Presche ..... B05B 11/0032  
222/153.13  
2013/0343798 A1 \* 12/2013 Delage ..... A45D 40/0068  
401/81

**FOREIGN PATENT DOCUMENTS**

CN 301011013 \* 9/2009

\* cited by examiner

*Primary Examiner* — Catherine Tuttle  
(74) *Attorney, Agent, or Firm* — The Weintraub Group,  
P.L.C.

(57) **CLAIM**  
The ornamental design for a cosmetic container, as shown and  
described.


**DESCRIPTION**

FIG. 1 is a perspective view of a cosmetic container showing  
my new design;  
FIG. 2 is a front view thereof;  
FIG. 3 is a rear view thereof;  
FIG. 4 is a left side view thereof;  
FIG. 5 is a right side view thereof;  
FIG. 6 is a top view thereof;  
FIG. 7 is a bottom view thereof; and,  
FIG. 8 is a perspective view similar to FIG. 1 but showing the  
head element in a retracted position.  
The broken lines showing the nozzle outlet and bottom end  
delineation are for illustrative purposes only and form no part  
of the claimed design.

**1 Claim, 5 Drawing Sheets**

(56) **References Cited**  
**U.S. PATENT DOCUMENTS**

D52,068 S \* 6/1918 Blatzek ..... D28/91.1  
2,275,051 A \* 3/1942 Maloney ..... B05B 11/3032  
222/207  
3,162,334 A \* 12/1964 Miller ..... B05B 11/3032  
222/207  
D215,698 S \* 10/1969 Jordan et al. .... D9/688  
3,753,518 A \* 8/1973 Kutik ..... B05B 11/3032  
222/207  
5,199,167 A \* 4/1993 Desazars de  
Montgailharo ..... B05B 11/0097  
29/469  
D351,337 S \* 10/1994 Bonnema ..... D27/141  
D403,586 S \* 1/1999 Bakic ..... D9/454



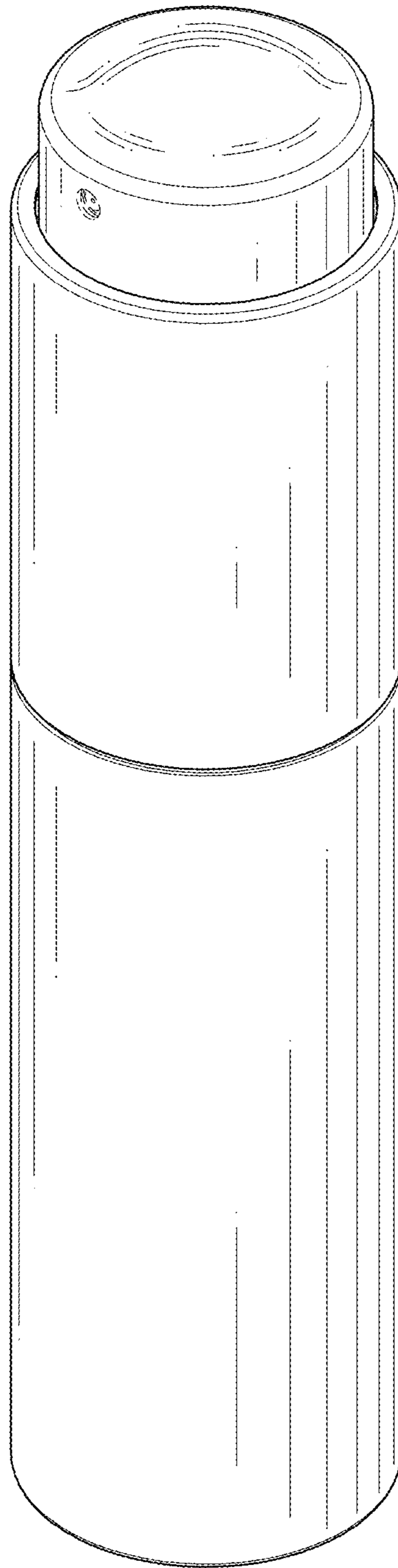


FIG. 1

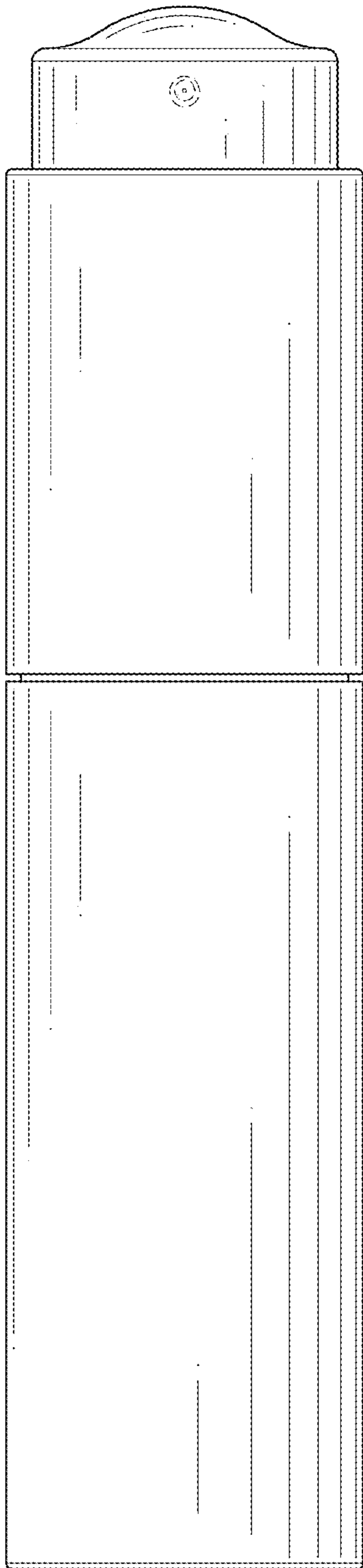


FIG. 2




FIG. 3

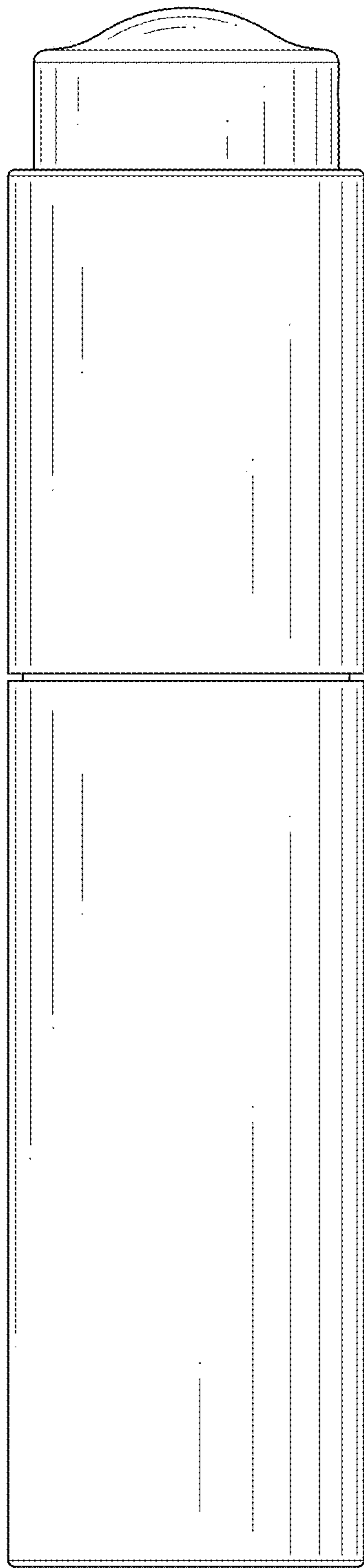


FIG. 4

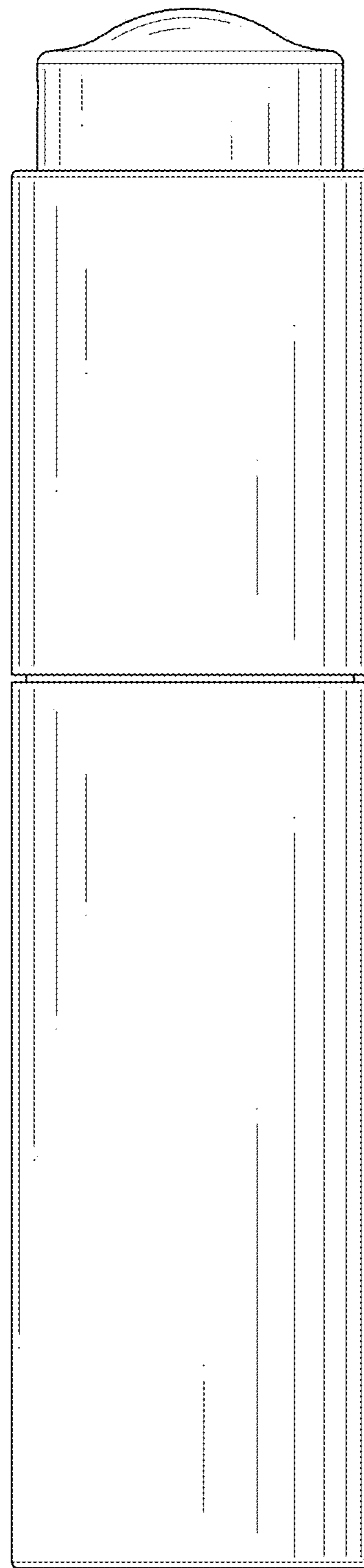


FIG. 5

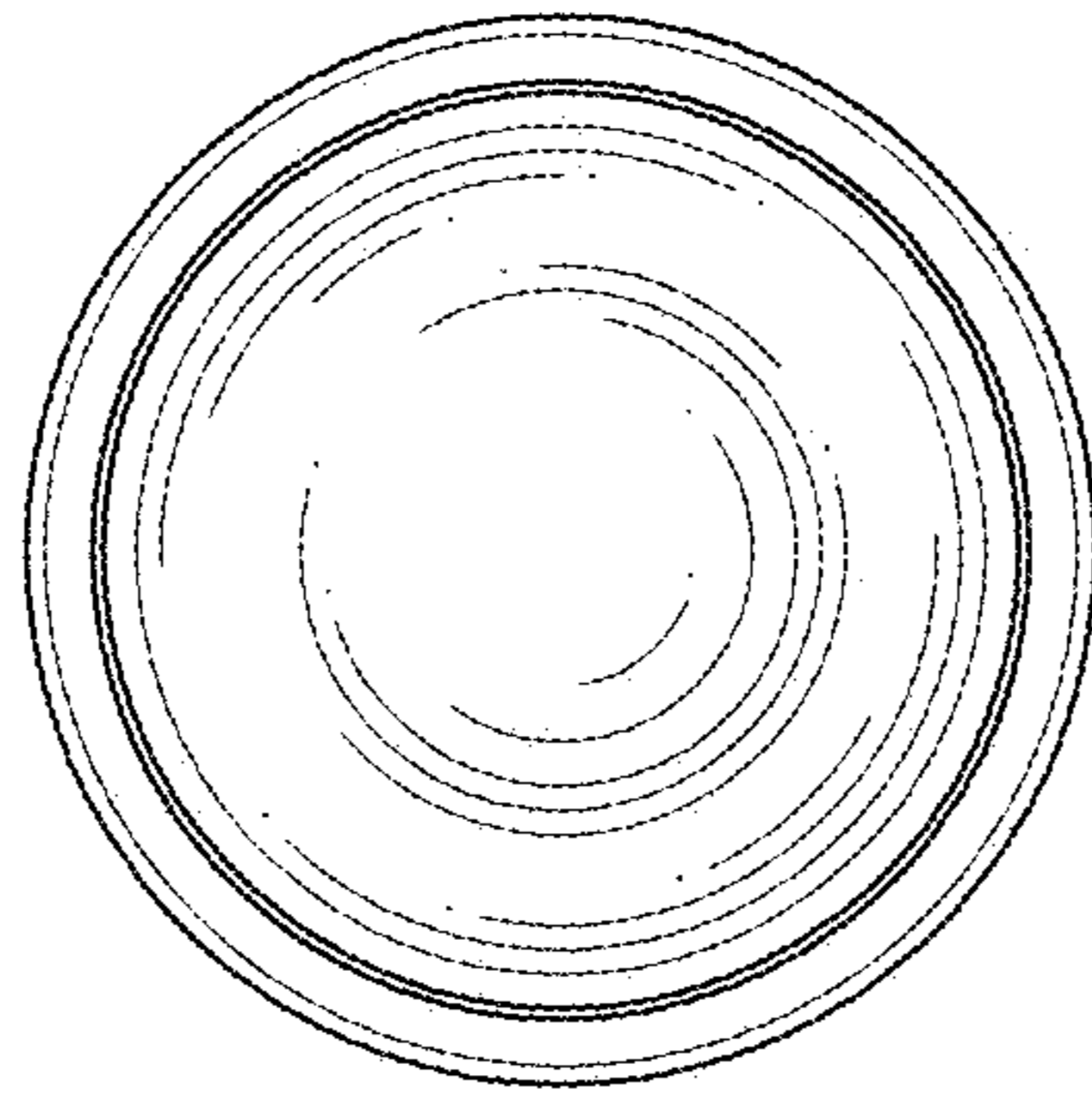


FIG. 6

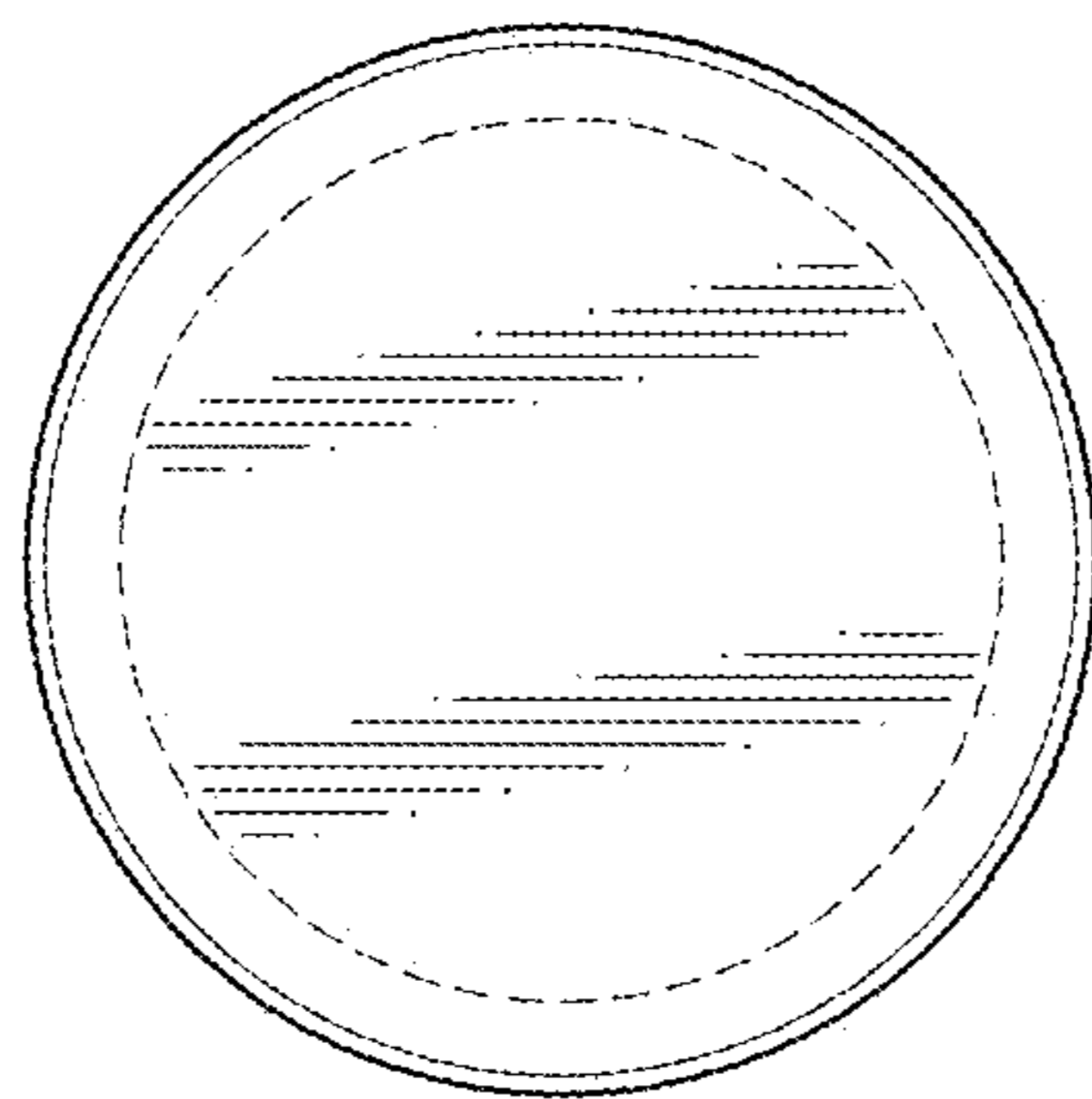


FIG. 7

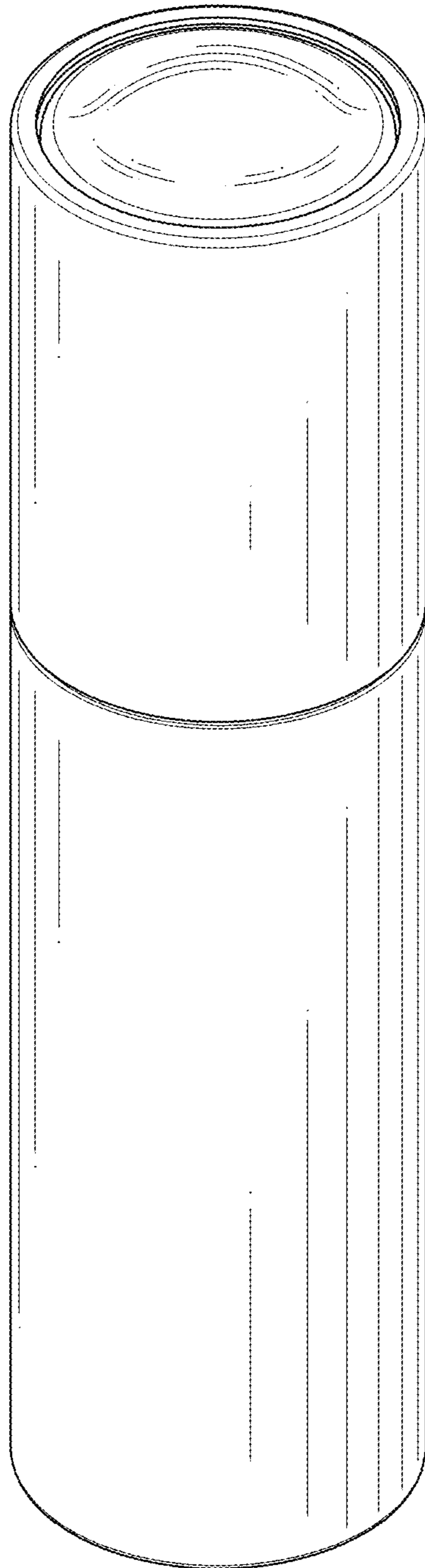


FIG. 8